

plotted 2019 Aug 18 - 12:10pm Path: P:\2019 file\19020 SunTrust Venice Relocation\003.004.005 Drawings and CD's\Architectural\Presentation\19020 A.1 SITE PLAN2.dwg

U.S. 41

100' Public Right-of-Way

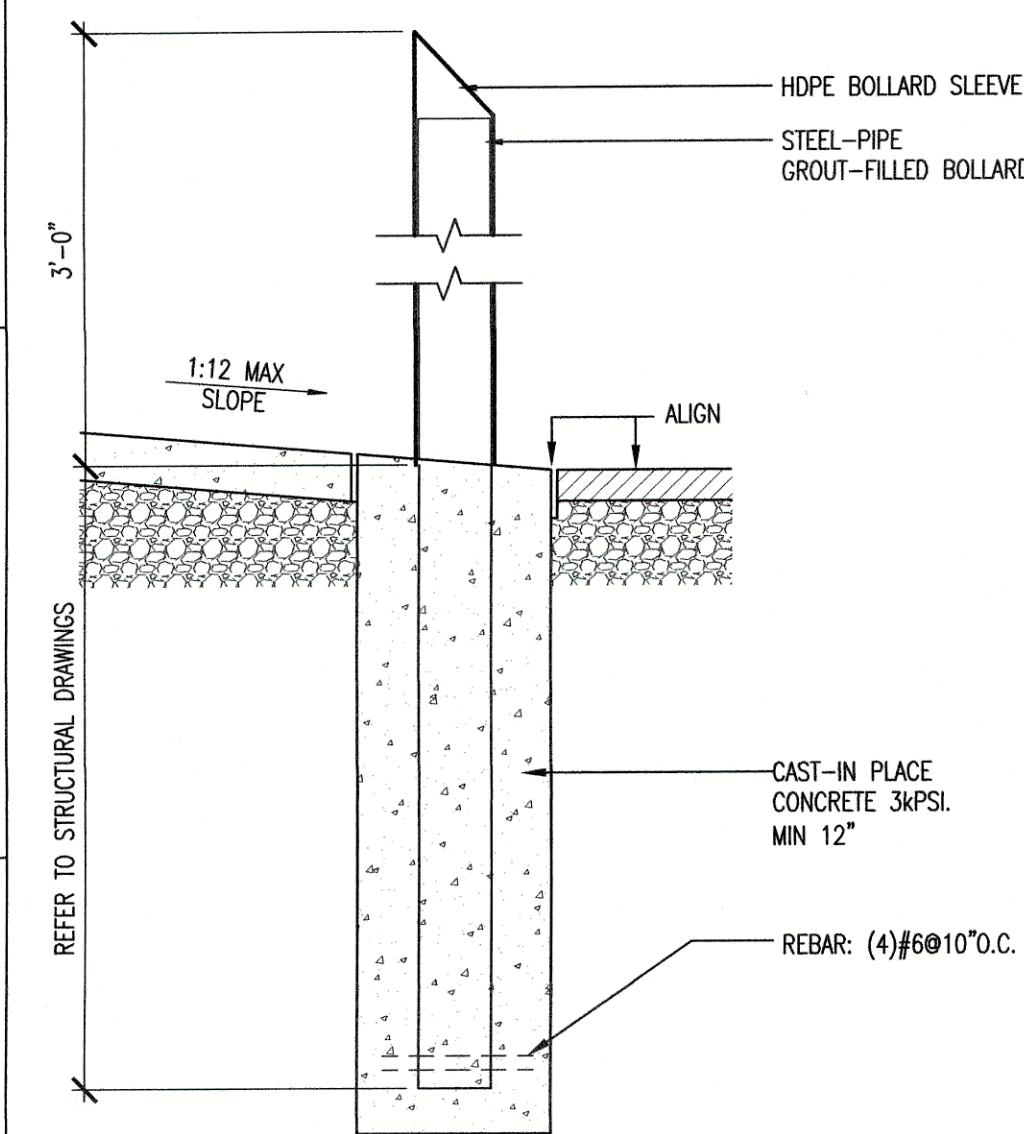
VENICE AVE.

120' Public Right-of-Way

01 SITE PLAN

SCALE: 1" = 200'-0"

NOTE: SITE PLAN IS FOR REFERENCE ONLY. REFER TO CIVIL PLANS FOR COMPLETE SITE DESIGN.



02 TYPICAL BOLLARD AT ENTRY

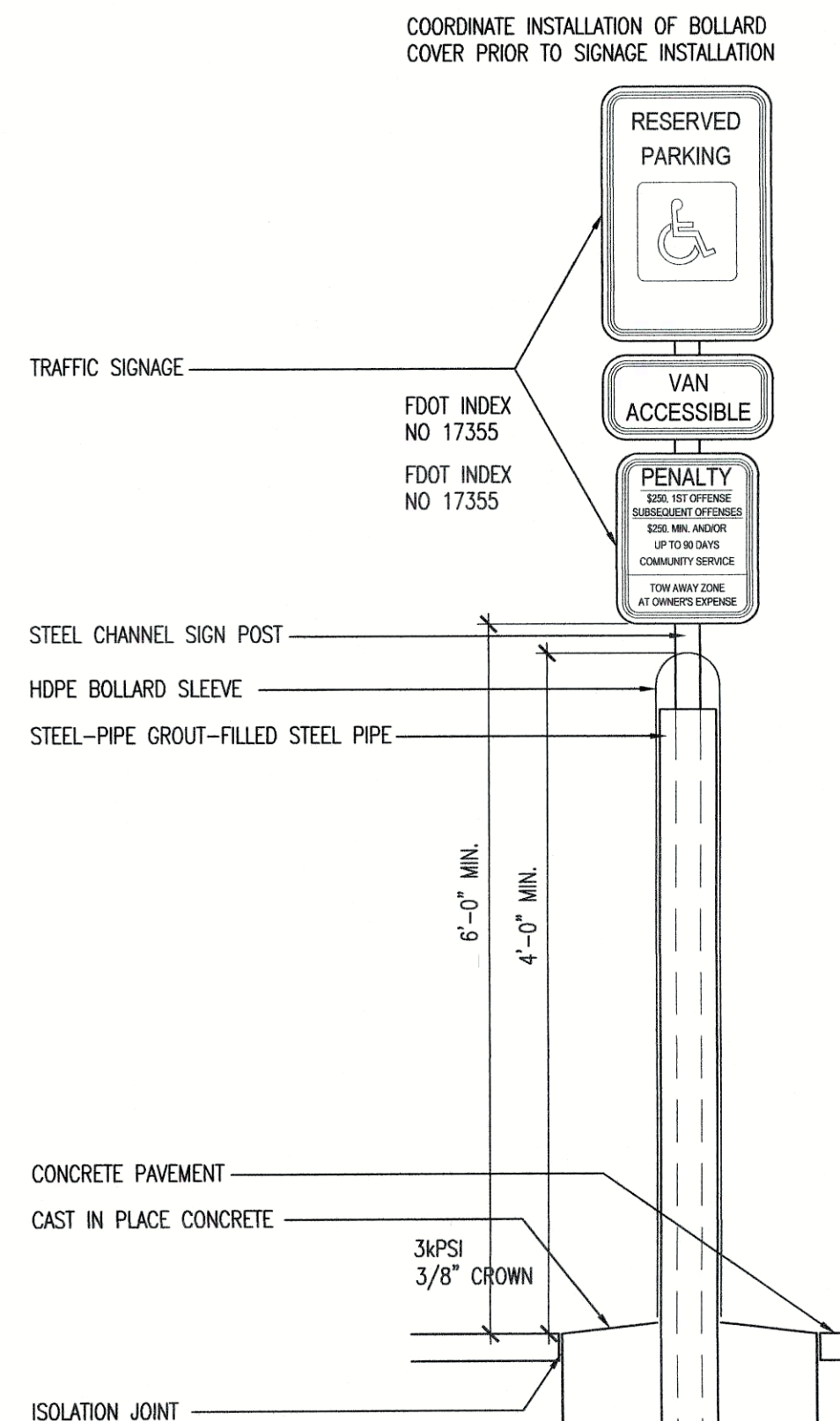
SCALE: 3/4"=1'-0"

REF: 03/A00.50

03 BOLLARD SIGNAGE

SCALE: 1" = 1'-0"

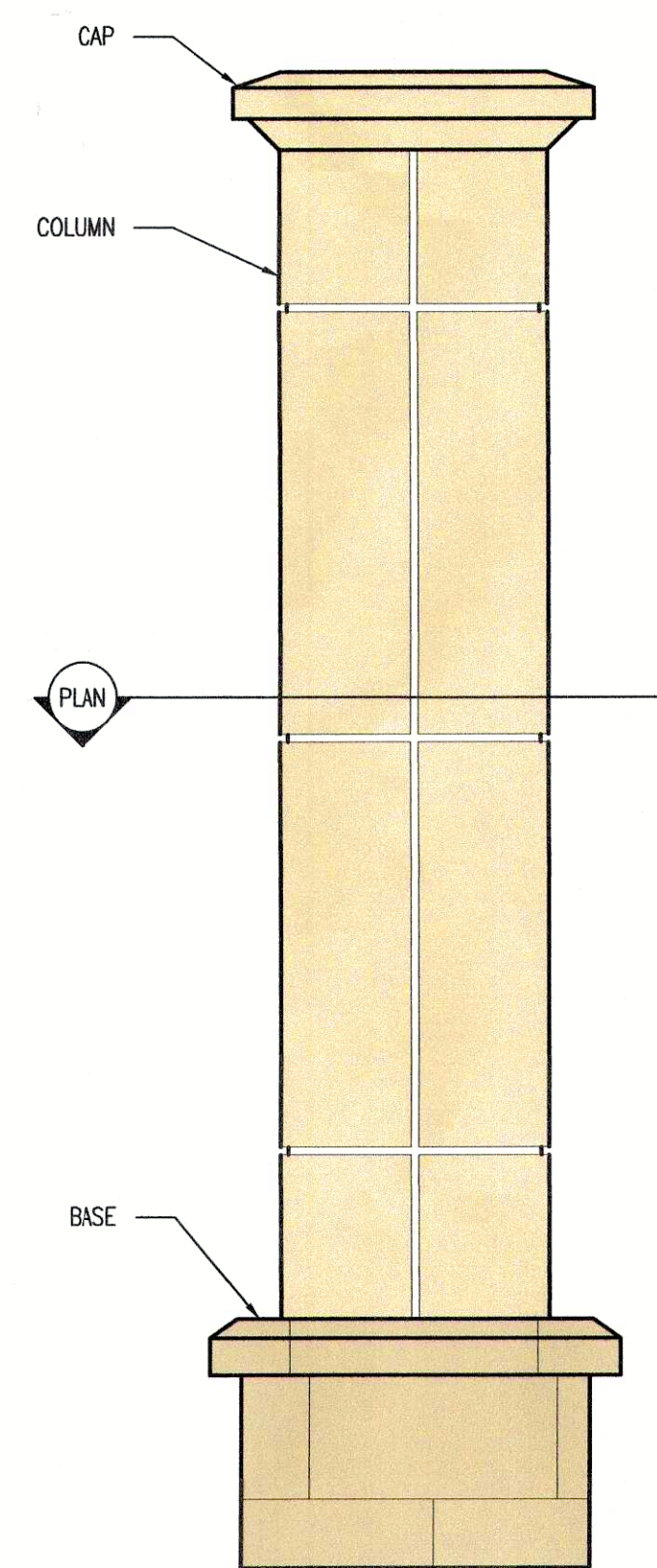
REF: 02



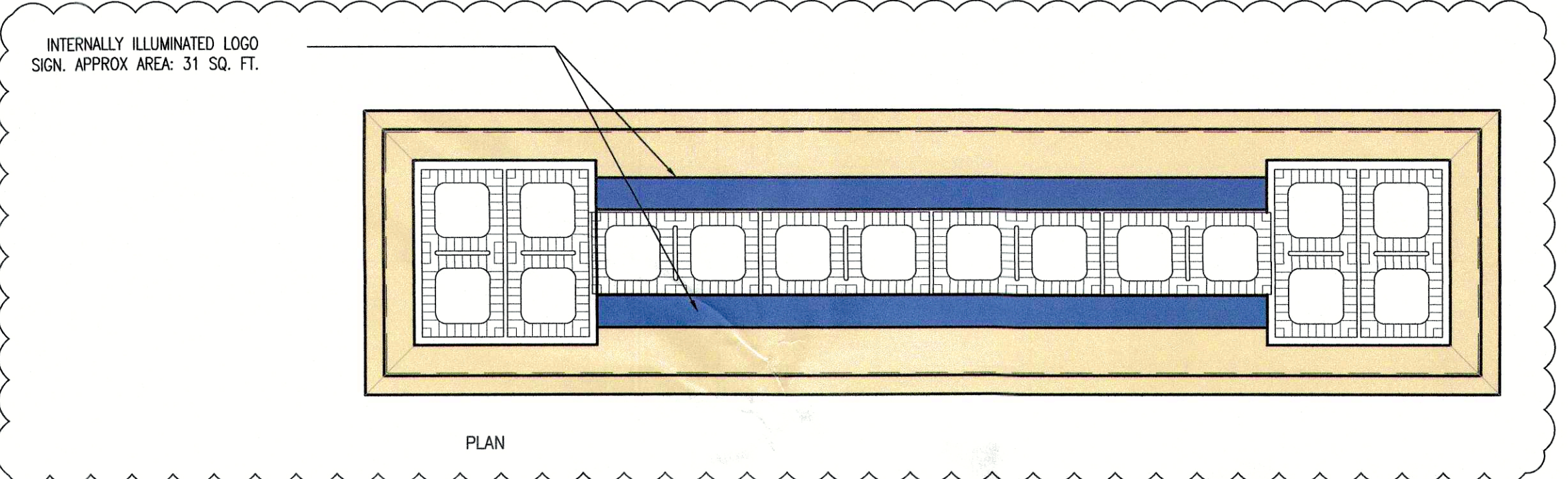
04 MONUMENT SIGN

SCALE: 1" = 1'-0"


REF: 02



SIDE ELEVATION



PLAN



FRONT/BACK ELEVATION

NOTE: SHOWN FOR DESIGN INTENT OF MATERIALS AND COLORS. MONUMENT SIGN AND BUILDING SIGNS SHALL BE SUBMITTED FOR REVIEW AND APPROVAL SEPARATELY. SEE C.1 FOR MATERIAL DESCRIPTIONS

SHEET NOTES

- 01 CONCRETE SIDEWALK; REFER TO CIVIL DRAWINGS
- 02 ASPHALT PAVING PER D.O.T. SPEC W/ 24' TWO-WAY DRIVEWAYS/DRIVE AISLES (OR GOVT. STD.)
- 04 24" CONCRETE CURB AND GUTTER, TYP. W/ MIN. 15' TURNING RADIUS WHERE APPLICABLE
- 05 DIRECTIONAL SIGNAGE: DRIVE THRU, BANK PARKING, DO NOT ENTER, ETC.
- 06 STRIPING: 9'X18' PARKING SPACES - 6" WIDE STRIPE, WHITE. TRAFFIC DIRECTIONAL ARROWS, WHITE. ACCESSIBLE ACCESS AISLE, WHITE. ENTER/EXIT LANE DIVIDER, 6" WIDE STRIPE, WHITE. STOP BAR, 24" WIDE STRIPE, WHITE. CROSSWALK, 12" WIDE STRIPE, WHITE.
- 09 PARKING BOLLARD SIGN; REFER TO DETAILS
- 10 ENTRY BOLLARD
- 11 1:12 MAX SLOPE PER ADA
- 12 BLACK CONCRETE SLAB AT ACCESSIBLE SPACES AND DRIVE THRU CANOPY (HATCHED AREA)
- 13 BICYCLE RACK
- 14 PEDESTRIAN CONNECTION TO PUBLIC RIGHT OF WAY / SIDEWALK.

GENERAL NOTES

- A REFER TO CIVIL AND STRUCTURAL DRAWINGS FOR ADDITIONAL INFORMATION.
- B BOLLARDS AT ENTRY TO BE 1/4" ON 6" IDEALSHIELD SKYLINE DECORATIVE BOLLARD COVER IN GREY, 36" HIGH.
- C BOLLARDS AT DRIVE THRU TO BE TO BE IDEALSHIELD 1/4" ON 4" BOLLARD COVER IN BK BLUE; 60" HIGH AT EQUIPMENT AND 36" HIGH AT COLUMNS.
- D BOLLARDS AT SIGN POSTS TO BE IDEALSHIELD 1/4" ON 6" BOLLARD COVER IN GREY, 36" HIGH.
- E BOLLARDS AT DUMPSTER ENCLOSURE TO BE IDEALSHIELD 1/4" ON 4" BOLLARD COVER IN GREY, 30" HIGH.
- F MECHANICAL EQUIPMENT SCREENING LOCATION TO BE DETERMINED PER SITE CONDITIONS. VERIFY MATERIAL & FINISHES WITH LOCAL REQUIREMENTS.
- G SIGNAGE PERMIT UNDER SEPARATE CONTRACT.



THE DESIGN AND CONCEPTS DEPICTED HEREWITH ARE THE SOLE PROPERTY OF SUNTRUST BANKS, INC. NO REPRODUCTION, REVISIONS OR REUSE OF THIS DRAWING IS AUTHORIZED WITHOUT SPECIFIC WRITTEN PERMISSION. ALL RIGHTS RESERVED.

SITE PLAN
SCALE: AS NOTED

Robert Reid Wedding
Architects & Planners, AIA, Inc.
4112 Cypress Street - Tampa, Florida 33607 - 813-879-6996
612 South Military Trail - Deerfield Beach, Florida 33442 - 954-428-9361
Florida License #: Architectural/Interior Design AA-C001123

SunTrust Bank Southwest Florida

VENICE OFFICE
CASSATTA SQUARE, PARCEL A
VENICE, FLORIDA

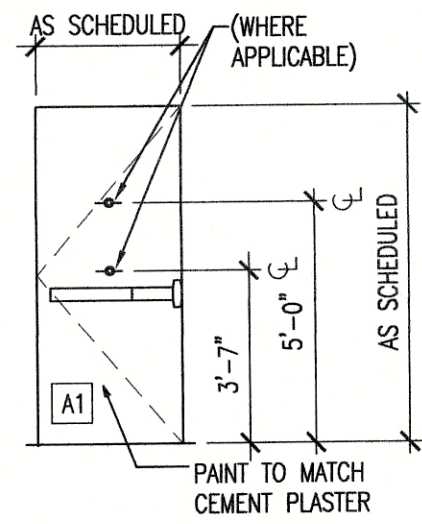
date	description	date	description
12JUL19	ARB SUBMITTAL		
21AUG19	REV 1 ARB SUBMITTAL #2		

sheet no.

A.1

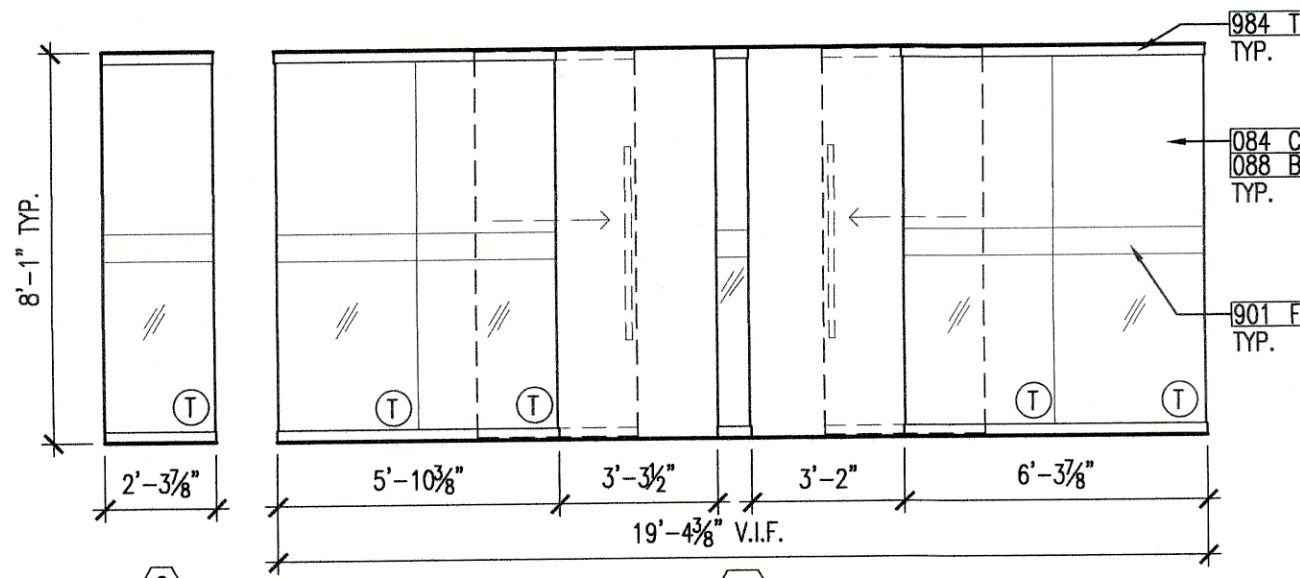
19020
BASIS OF DESIGN 2.1
commission number

plotted 2019 Aug 18 12:35pm Path: P:\2019 file\19020 SunTrust Venice Relocation\PO03.004.005 Drawings and CD's\Architectural\Presentation\19020-1.1 WINDOW SCHEDULE 2.dwg

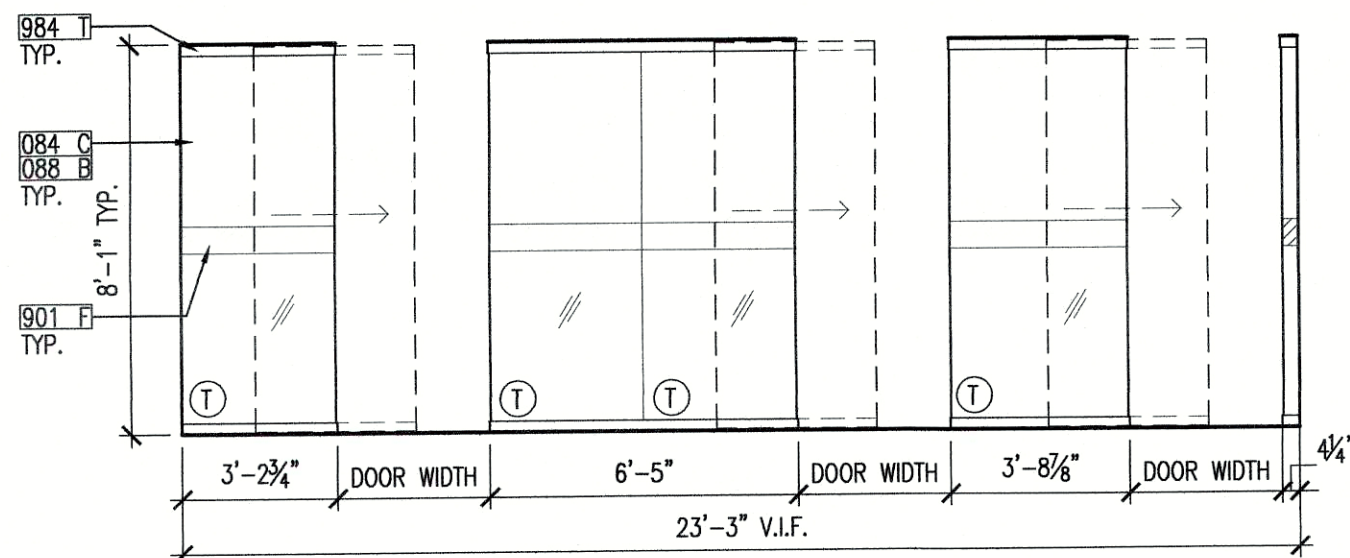


TYPE A1
METAL DOOR AND HOLLOW METAL FRAME ASSEMBLY WITH PANIC BAR. (REFER TO DETAILS FOR FURTHER INFORMATION).
NOTE: SEE HARDWARE SCHEDULE FOR DOOR VIEWER REQUIREMENT.

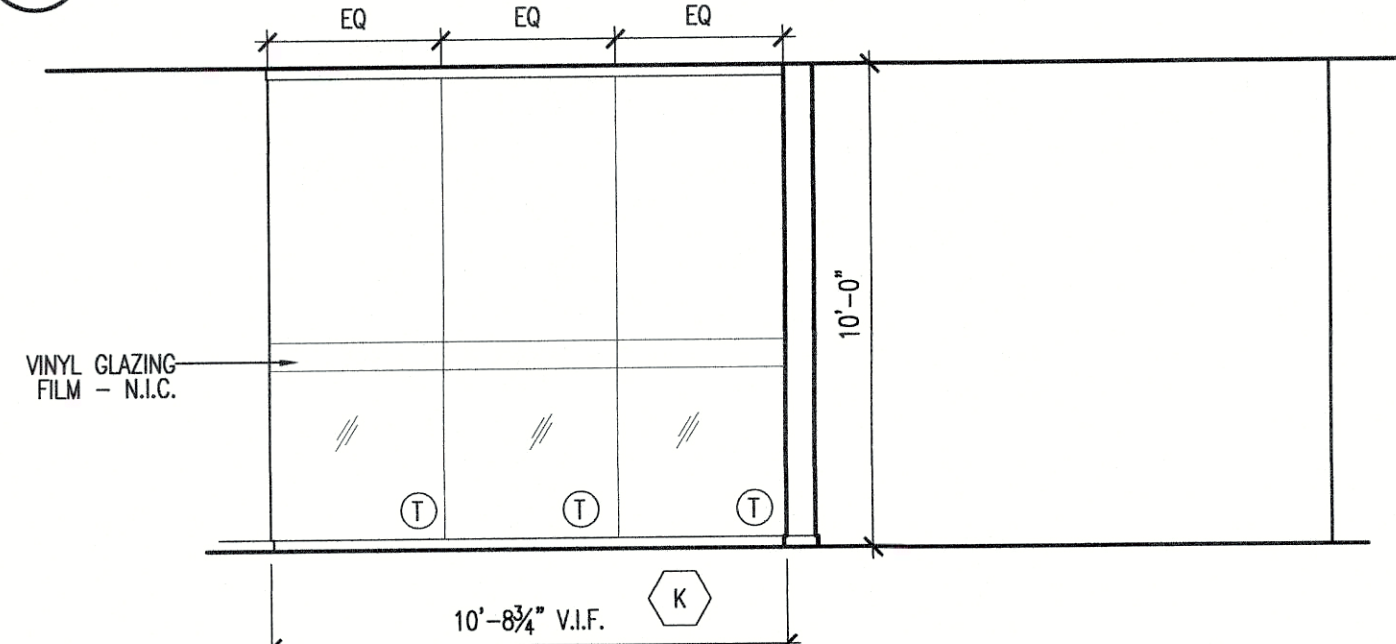
07 EXTERIOR FLUSH METAL DOOR
SCALE: 1/4" = 1'-0"



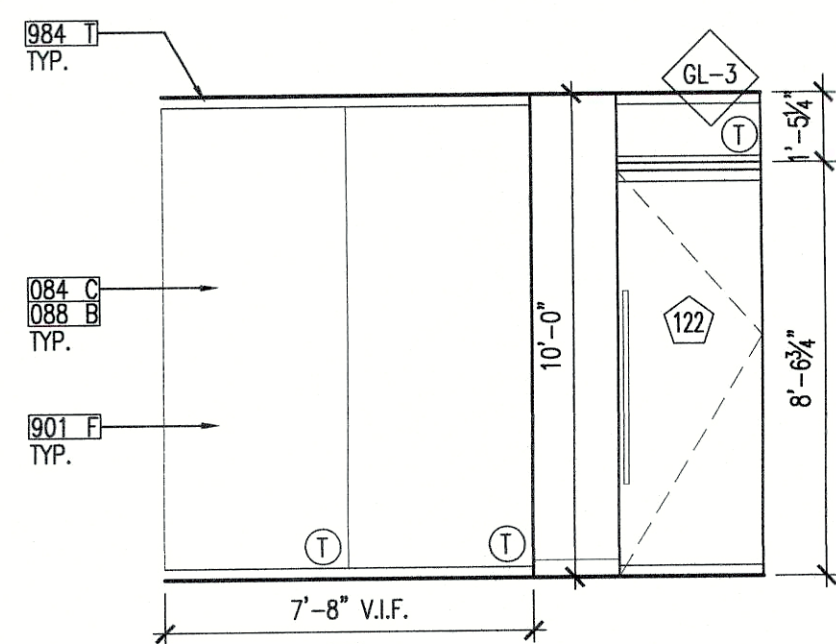
08 OFFICES - INTERIOR
SCALE: 1/4" = 1'-0" REF: W12



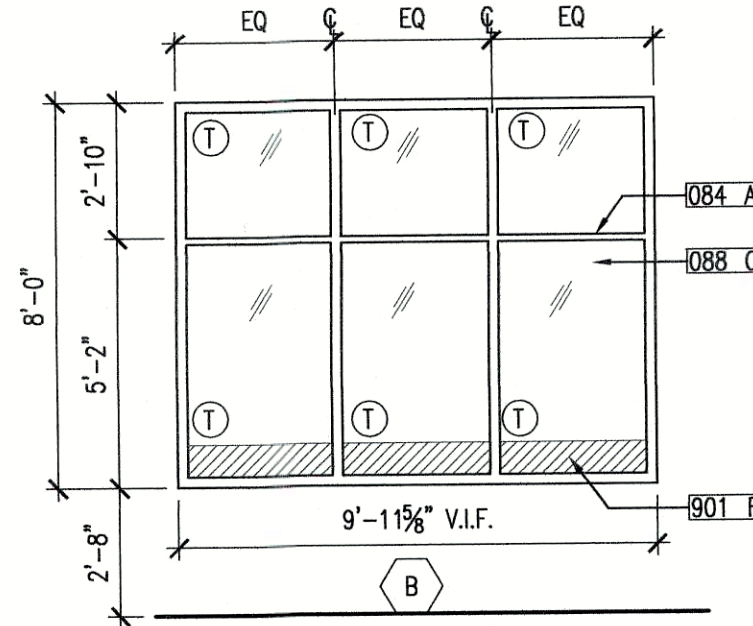
09 OFFICES - INTERIOR
SCALE: 1/4" = 1'-0" REF: W13



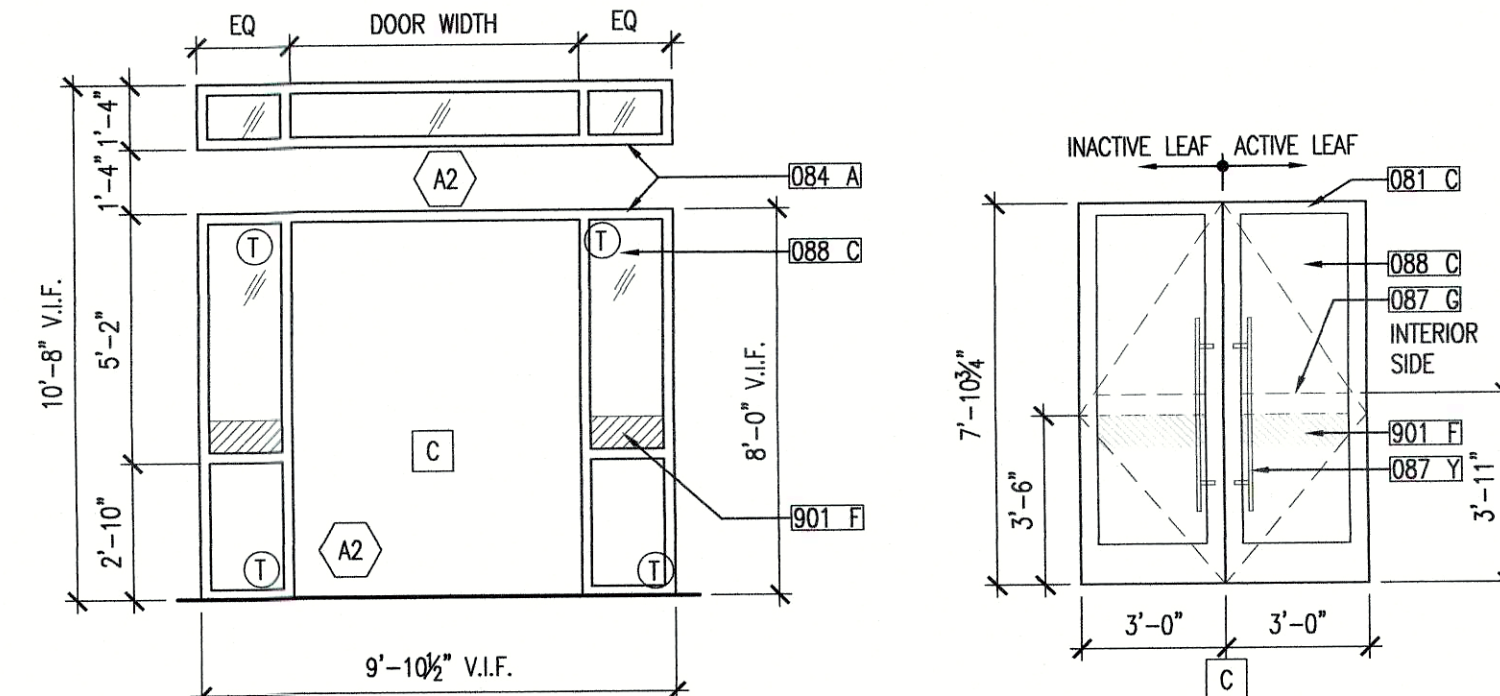
10 CONFERENCE ROOM - INTERIOR
SCALE: 1/4" = 1'-0" REF: W14



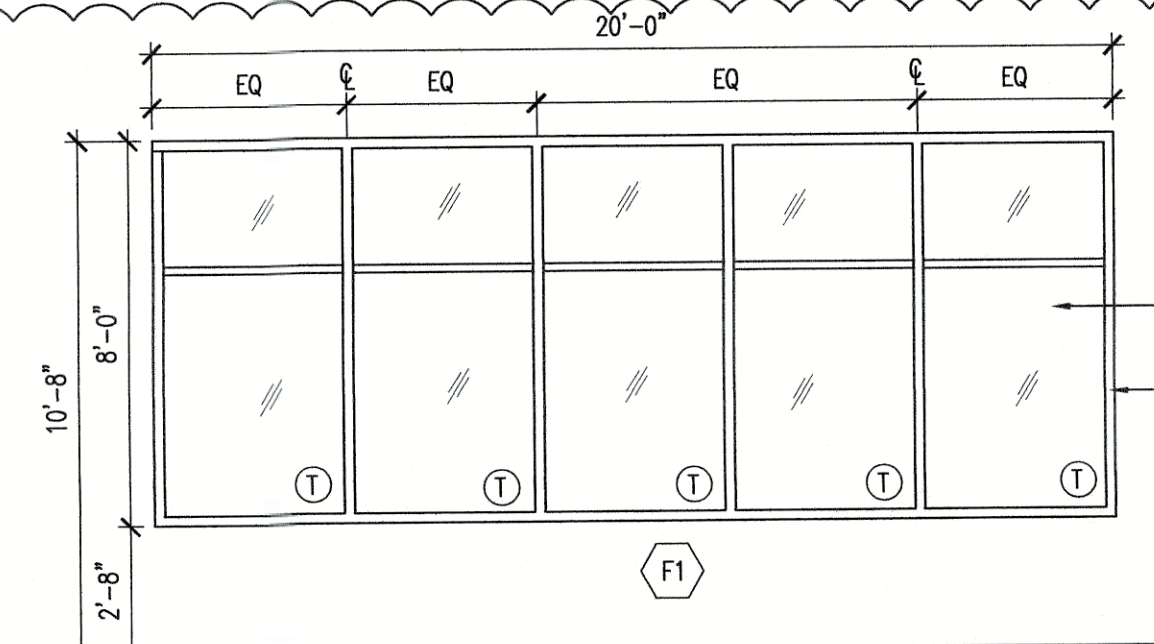
11 CONFERENCE ROOM - VESTIBULE
SCALE: 1/4" = 1'-0" REF: W15



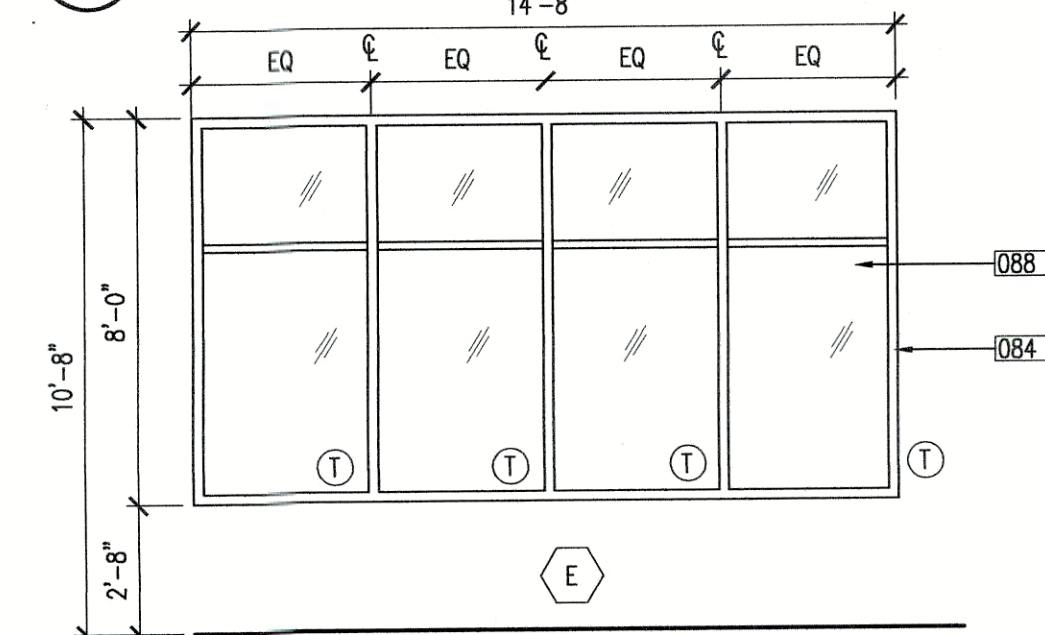
01 STOREFRONT @ CONFERENCE ROOM
SCALE: 1/4" = 1'-0" REF: W1



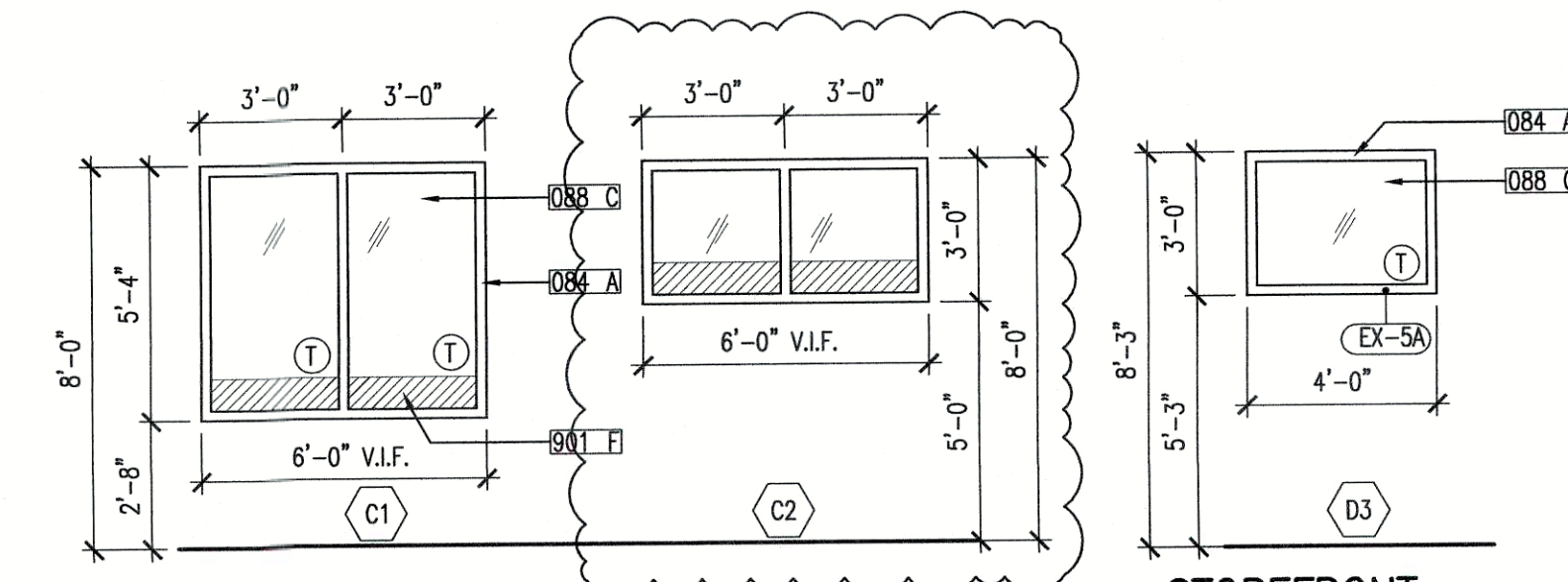
02 STOREFRONT @ ENTRY DOOR
SCALE: 1/4" = 1'-0" REF: W2



03 STOREFRONT @ MARKETING WINDOW-FRONT
SCALE: 1/4" = 1'-0" REF: W3



04 STOREFRONT @ MARKETING WINDOW-SIDE
SCALE: 1/4" = 1'-0" REF: W4



06 STOREFRONT @ OFFICES
SCALE: 1/4" = 1'-0" REF: W6

05 STOREFRONT @ BREAKROOM
SCALE: 1/4" = 1'-0" REF: W11

- KEYNOTES**
- 081 C ALUMINUM DOOR
 - 084 A ALUMINUM FRAMED STOREFRONT
 - 084 C ALL GLASS STOREFRONT
 - 087 C INTERIOR PUSHBAR (CONCEALED PANIC PER NOA 16-1213.02)
 - 087 Y GLAZING SYSTEM DOOR PULL
 - 088 B TEMPERED GLASS GLAZING
 - 088 C EXTERIOR GLAZING
 - 681 A SCHEDULED DOOR
 - 901 F VINYL GLAZING FILM - N.I.C.
 - 984 T ALL-GLASS GLAZING FRAME

- GENERAL NOTES**
- A REFER TO FINISH SCHEDULE FOR GLAZING TYPE.
 - B ALL MULLION DIMENSIONS TAKEN AT CENTER OF MULLION U.N.O., JAMB, SILL, HEAD CONDITION TAKEN AT R.O. EXTENT.
 - C ALL INTERIOR GLASS BY OFFICE FRONT VENDOR.
 - D VINYL DISTRACTION HEIGHT AT INTERIOR GLAZING TO ALIGN WITH VINYL AT EXTERIOR GLAZING
 - E PROVIDE CLEAR EXTRUDED SILICONE GASKETS BETWEEN GLASS PANELS AT ALL INTERIOR STOREFRONT

LEGEND
T TEMPERED SAFETY GLASS; TYP.

date	description	date	description
17JUL19	ARB SUBMITTAL		
21AUG19	REV 1 ARB SUBMITTAL #2		

SunTrust Bank Southwest Florida
VENICE OFFICE
CASSAITA SQUARE, PARCEL A
VENICE, FLORIDA



Robert Reid Wedding Architects & Planners, AIA, Inc.
4112 Cypress Street - Tampa, Florida 33607-6103, 813.579.6906
612 S. Dale Mabry Street - Fort Lauderdale, Florida 33442-9544, 954.428.9361
Florida License #: Architectural/Interior Design: AA-C001123

BASIS OF DESIGN 2.1
commission number
19020

Kelli F. Sims
ART1253

EXTERIOR DOORS AND WINDOWS
SCALE: AS NOTED

1.1