

ARB Application No.:

Building Permit No.:



PLAR 19-00317

CITY OF VENICE

Architectural Review Board

APPLICATION

TO APPEAR BEFORE THE ARCHITECTURAL REVIEW BOARD FOR A
CERTIFICATE OF ARCHITECTURAL COMPLIANCE

☐ HISTORICAL DISTRICT ☒ VENETIAN THEME DISTRICT ☐ NON-CONFORMING

OWNER: MPS DEVELOPMENT & CONSTRUCTION, LLC	DATE: 07/16/2019
ADDRESS OF ACTIVITY: 108 E Venice Ave. Venice FL, 34285	PHONE:

Please send agenda & other correspondence to the following address::

RRW ARCHITECTS, ATTN: Benjamin Lewis, 4112 CYPRESS STREET TAMPA ,FL 33607 email: ben.lewis@rrw-architects.com

	Architect	Engineer	Contractor
Name:	RRW ARCHITECTS	PEER	TBD
Telephone:	813.299.1181	727.408.5207	

<input type="checkbox"/>	ADDITION, TO A			
<input checked="" type="checkbox"/>	CONSTRUCTION, OF A			
<input type="checkbox"/>	DEMOLITION OF A			
<input type="checkbox"/>	RENOVATION OF A		OF A COMMERCIAL BUILDING	\$75.00
<input type="checkbox"/>	CONSTRUCTION	<input type="checkbox"/>	SINGLE FAMILY RESIDENCE	
		<input type="checkbox"/>	DUPLEX	\$50.00
<input type="checkbox"/>	ADDITION TO A	<input type="checkbox"/>	SINGLE FAMILY RESIDENCE	
<input type="checkbox"/>	DEMOLITION OF A	<input type="checkbox"/>	DUPLEX	\$25.00
<input type="checkbox"/>	RENOVATION OF A			
<input type="checkbox"/>	DECORATION AND			
	TRIM, FENCES,			
	SCREEN WALLS,			
	AWNINGS, SHUTTERS			
	AND CANOPIES,			
	LIGHTING, ETC			\$15.00

You are required to provide Thirteen (13) sets of plans and specifications and the filing fee to the Building Department.

Required Drawings and information for submission to the Architectural Review Board shall be as indicated on the back side of this form.

ARCHITECTURAL REVIEW BOARD SUBMISSION REQUIREMENTS

A	Site plan - indicating new and existing structures. New structures shall be indicated with cross hatch or shading.	
B	Floor plan - provide a plan view of existing structure(s) with proposed modifications or floor plan of new structures. Minimum scale shall be 1/8" = 1'-0".	
C	Elevations - complete front, side and rear elevations indicating proposed modifications to existing facades and /or proposed new elevations. Provide notes indicating textures, materials, trim types, window and door types, etc. Minimum scale is 1/8" = 1'-0".	
D	Photographs of existing structures - provide photographs of existing conditions showing architectural details, colors, and materials.	
E	Decorative trim - if used, provide samples or profile drawings of proposed decorative trim and moldings.	
F	Exterior colors - Provide paint chip samples of all exterior wall and trim colors. Indicate main body, accent, and trim colors.	
G	Exterior light fixtures - provide product information, cut sheets or drawings of proposed exterior light fixtures and locations.	
H	Roof tile - provide sample of proposed roof tile and color.	
I	Exterior doors and windows - cut sheets or drawings of proposed exterior doors and windows including mullions and muntins if used.	

Please be advised that the omission of any item required by the review board or indicated in the ordinance may result in the tabling, or disapproval of the application.

REVIEW & APPROVAL FOR C.A.C. BY BUILDING OFFICIAL:	<div style="border-bottom: 1px solid black; margin-bottom: 5px;"></div> <div style="display: flex; justify-content: space-between;"> SIGNATURE DATE </div>
--	--

ZONING REVIEW (if applicable):	<div style="border-bottom: 1px solid black; margin-bottom: 5px;"></div> <div style="display: flex; justify-content: space-between;"> SIGNATURE DATE </div>
--------------------------------	--

FORWARDED TO THE ARCHITECTURAL REVIEW BOARD FOR APPROVAL OF A CERTIFICATE OF ARCHITECTURAL COMPLIANCE.	<div style="display: flex; justify-content: space-between; align-items: center;"> <div style="text-align: center;"> GREG SCHNEIDER <div style="border-bottom: 1px solid black; width: 100%;"></div> SIGNATURE </div> <div style="text-align: center;"> <div style="font-size: 1.5em; font-family: cursive;">2/18/19</div> DATE </div> </div>
--	---

☐ GUIDE BOOK PURCHASE REQUIRED



Robert Reid Wedding Architects & Planners, AIA, Inc.

4112 West Cypress Street, Tampa, Florida 33607 • 813-879-6996
612 South Military Trail, Deerfield Beach, Florida 33442 • 954-428-9361
State of Florida License # AA-C001123

City of Venice, Florida

July 17, 2019

Architectural Review Board
Audrey Symowicz
Administrative Coordinator
City of Venice
Development Services ~ Building Division
401 W. Venice Avenue
Venice, Florida 34285
(941) 486-2626, Fax: (941) 486-2448
asymowicz@venicegov.com

PROJECT: CASSATA SQUARE PARCEL A / SUNTRUST BANK BRANCH OFFICE
108 E Venice Ave,
Venice FL 34285

Project Narrative

The proposed building is an approximately 3,400 square foot, single story commercial building for retail banking services. The entry is oriented to the north on East Venice Avenue, with vehicular access and parking along east side of the site. A separate drive-through kiosk sits southeast of the building and is detailed in the same material palette as the branch bank. The bank building engages the intersection with large windows on the northwest corner. A canopied entry and retail storefront welcomes pedestrians along East Venice Avenue. A trio of interlocking masses, varied roof forms and parapet heights, coarse sand finished cement plaster, integral color cast stone, and inset windows are a few of the architectural details the give this building its Northern Italian Renaissance character in keeping with the Venetian Theme District design requirements.

I believe this project will complement the adjacent Historic District and improve the built environment along East Venice. Please contact me with any requests for additional information on this proposed building design.

Sincerely –

Benjamin Lewis on the behalf of
Keith F. Silas, AIA, LEED®-AP
Vice President / Senior Architect
Florida reg. no. AR0012923


(813) 879-6996, ext. 230
Ben.Lewis@rrw-architects.com

Google Maps 101 US-41 BUS



Image capture: Dec 2018 © 2019 Google

Venice, Florida



Street View - Dec 2018



D1:
CASSATA SQUARE PARCEL A / SUNTRUST BANK ARB
NE VIEW AT TAMiami TRAIL AND E VENICE INTERSECTION

Google Maps 101 US-41 BUS



Image capture: Dec 2018 © 2019 Google

Venice, Florida



Street View - Dec 2018



D2:

CASSATA SQUARE PARCEL A / SUNTRUST BANK ARB
SE VIEW AT TAMiami TRAIL AND E VENICE INTERSECTION

Google Maps 101 US-41 BUS



Image capture: Dec 2018 © 2019 Google

Venice, Florida



Street View - Dec 2018



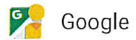
D3:
CASSATA SQUARE PARCEL A / SUNTRUST BANK ARB
SW VIEW AT TAMIA MI TRAIL AND E VENICE INTERSECTION

Google Maps 101 US-41 BUS



Image capture: Dec 2018 © 2019 Google

Venice, Florida



Street View - Dec 2018



D4:

CASSATA SQUARE PARCEL A / SUNTRUST BANK ARB
NW VIEW AT TAMIAMI TRAIL AND E VENICE INTERSECTION

Offering an inviting and open cylindrical silhouette with decorative fins evenly spaced around the circumference, the Turbo LED wall sconce adds a modern aesthetic to any façade. Mounting options enable the fixture to be mounted in three different height positions relative to the back plate position to meet a variety of installation needs and aesthetic preferences.

Outstanding protection against the elements:

- Marine-grade powder coat finishes
- Stainless Steel mounting hardware
- Impact-resistant, UV stabilized frosted acrylic lensing

Three-position mounting option allows variable height adjustment to back plate

SPECIFICATIONS

DELIVERED LUMENS	598
WATTS	15.7
VOLTAGE	Universal 120-277V, with integral transient 2.5kV surge protection (driver)
DIMMING	0-10, ELV
LIGHT DISTRIBUTION	Symmetric
OPTICS	40°
MOUNTING OPTIONS	3-Position Variable Height
PERFORMANCE OPTIONS	In-Line Fuse / Surge Protector
CCT	3000K or 4000K
CRI	80+
COLOR BINNING	3 Step
BUG RATING	B1-U2-G0
DARK SKY	Compliant
WET LISTED	IP65
GENERAL LISTING	ETL
CALIFORNIA TITLE 24	Can be used to comply with CEC 2016 Title 24 Part 6 for outdoor use. Registration with CEC Appliance Database not required.
START TEMP	-30°C
FIELD SERVICEABLE LED	Yes
CONSTRUCTION	Aluminum
HARDWARE	Stainless Steel
FINISH	Marine Grade Powder Coat
LED LIFETIME	L70; 70,000 Hours
WARRANTY*	5 Years

* Visit techlighting.com for specific warranty limitations and details.



TURBO WALL
shown in bronze

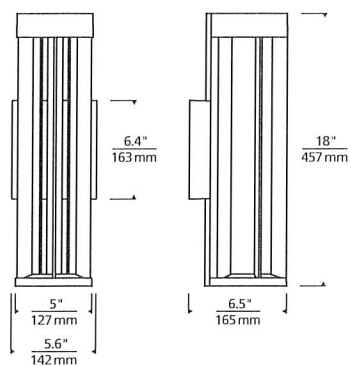


TURBO WALL
shown in charcoal


ORDERING INFORMATION

700OWTUR	CRI/CCT	LENGTH	LENS	FINISH	VOLTAGE	DISTRIBUTION	OPTIONS
	830 80 CRI, 3000K	18 18"	C CLEAR FLAT	Z BRONZE	UNV 120V-277V	S SYMMETRIC	NONE
	840 80 CRI, 4000K		H CHARCOAL	H CHARCOAL			LF IN-LINE FUSE
							SP SURGE PROTECTION
							LFSP IN-LINE FUSE & SURGE PROTECTION

TURBO WALL SCONCE



Turbo Sconce



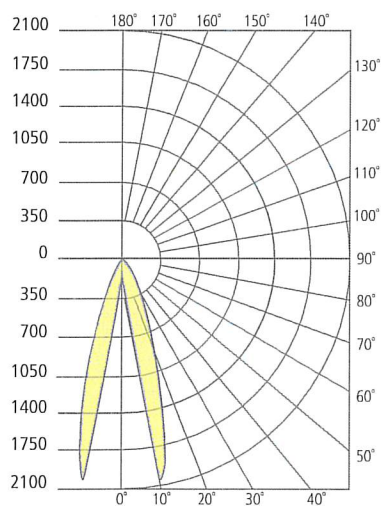
Integrated height adjustment system allows you to customize your fixture position. Low, Mid or High.

PHOTOMETRICS*

*For latest photometrics, please visit www.techlighting.com/OUTDOOR

TURBO WALL

Total Lumen Output: 598
Total Power: 15.7
Luminaire Efficacy: 37.8
Color Temp: 3000K
CRI: 80+
BUG Rating: B1-U2-G0



PROJECT INFO

FIXTURE TYPE & QUANTITY

JOB NAME & INFO

NOTES



GENERATION BRANDS

7400 Linder Avenue, Skokie, Illinois 60077

T 847.410.4400 F 847.410.4500



© 2016 Tech Lighting, L.L.C. All rights reserved. The "Tech Lighting" graphic is a registered trademark of Tech Lighting, L.L.C. Tech Lighting reserves the right to change specifications for product improvements without notification.



Robert Reid Wedding
Architects & Planners, AIA, Inc.

4112 Cypress Street
Tampa, Florida 33607

CASSATA SQUARE PARCEL A
SUNTRUST BANK
ARB

CEMENT PLASTER FINISH SAMPLES

ST-1 "IVORY"

ST-2 "SNOWBALL:



**TEXTURE &
COLOR SAMPLES**

PAREX[®]

PAREXUSA