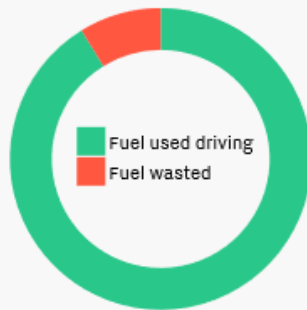


## City of Venice April 2018 Fleet

### Fuel Usage



**10809.4 gal**  
TOTAL FUEL USED

#### TOP FUEL CONSUMERS

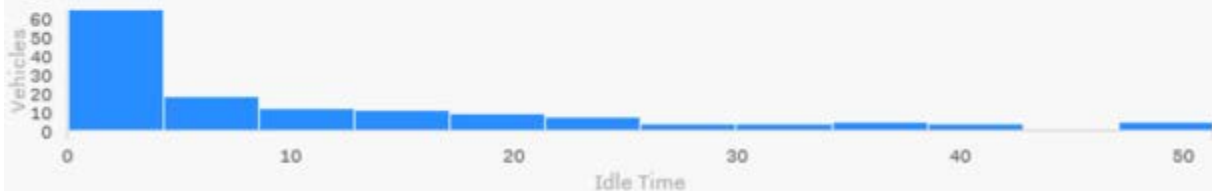
|        |           |
|--------|-----------|
| 496    | 691.1 gal |
| 490    | 660.2 gal |
| 491    | 598.3 gal |
| 15-472 | 553.6 gal |
| 456    | 515.1 gal |

#### FUEL USED

### Idle Hours

**1430.6 h**  
TOTAL IDLE HOURS

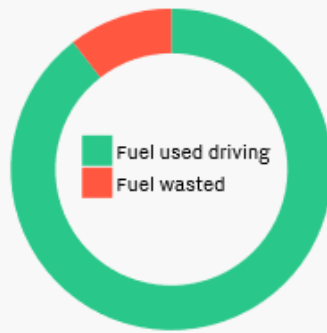
**\$1920.94**  
ESTIMATED COST



Top Idlers are the Bucket truck and unit that require the use of a PTO to operate hydraulics, air compressors, cranes, signboards, and pumps. Older truck that have mechanical non-led light bars idle to maintain the battery life when lights are needed for safety.

## City Of Venice May 2018 Fleet

### Fuel Usage



8611.2 gal  
TOTAL FUEL USED

#### TOP FUEL CONSUMERS

491

476

478

463

490

#### FUEL USED

692.7 gal

316.1 gal

280.3 gal

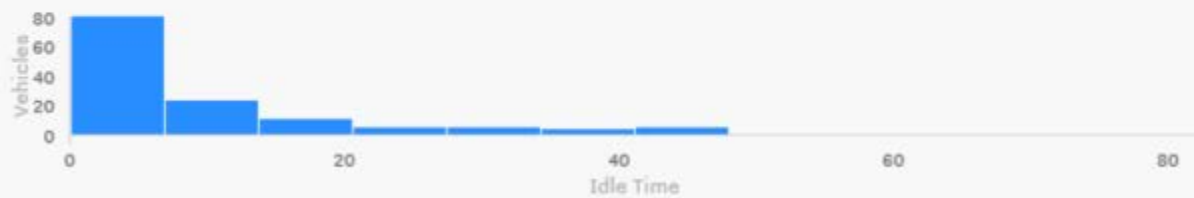
280.3 gal

268.4 gal

### Idle Hours

1366.0 h  
TOTAL IDLE HOURS

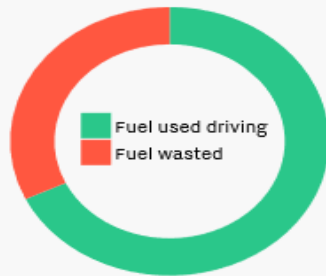
\$1834.21  
ESTIMATED COST



Top Idlers are the Bucket truck and unit that require the use of a PTO to operate hydraulics, air compressors, cranes, signboards, and pumps. Older truck that have mechanical non-led light bars idle to maintain the battery life when lights are needed for safety.

## City of Venice May 2018 Police

### Fuel Usage



3390.5 gal

TOTAL FUEL USED

#### TOP FUEL CONSUMERS

| TOP FUEL CONSUMERS | FUEL USED |
|--------------------|-----------|
| 16-69              | 325.6 gal |
| 16-51              | 253.5 gal |
| 16-66              | 216.5 gal |
| 16-68              | 209.5 gal |
| 16-85              | 206.0 gal |

#### FUEL USED

### Idle Hours

1678.2 h

TOTAL IDLE HOURS

\$2253.35

ESTIMATED COST

