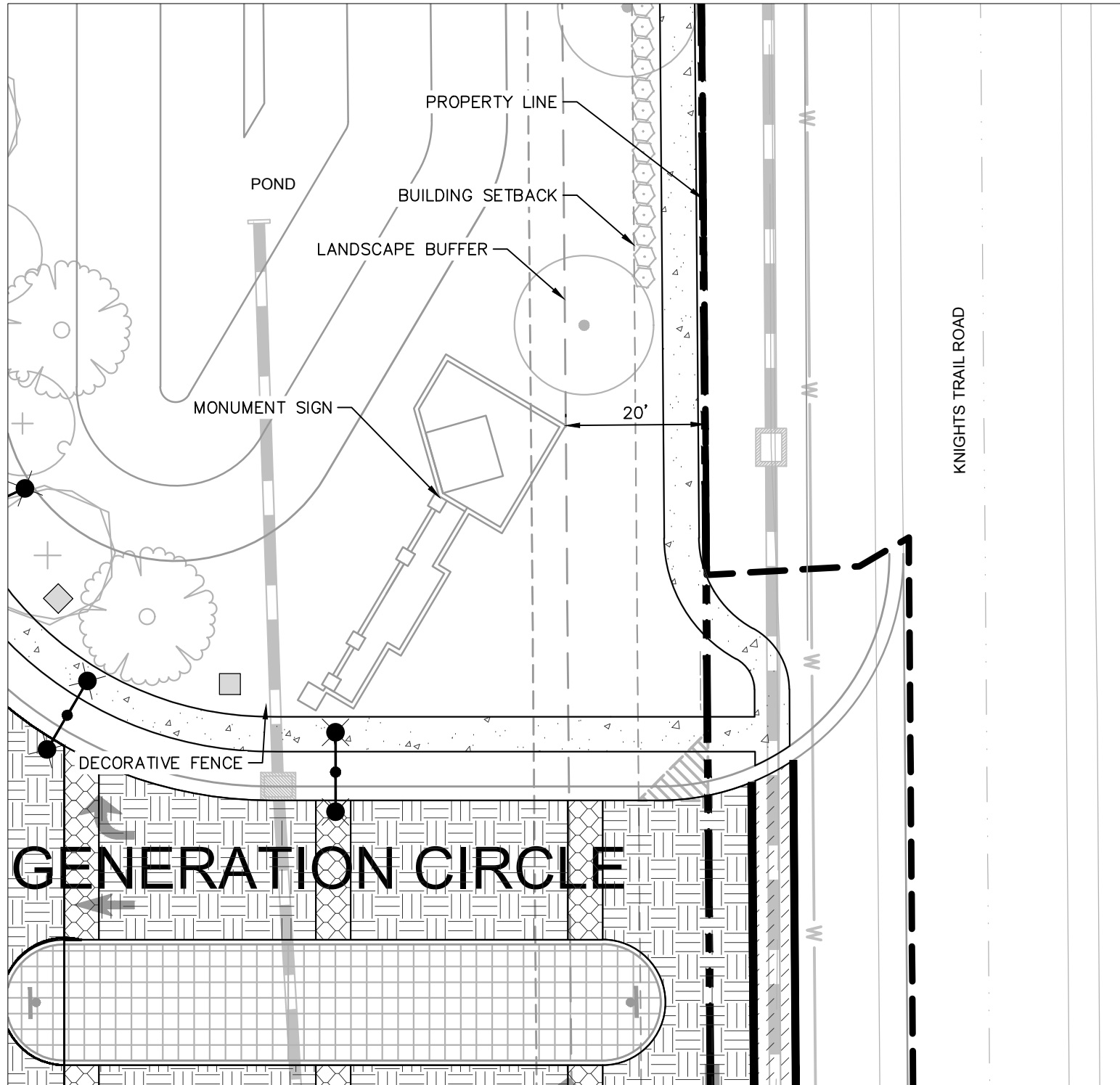


Plotted By: Harrison, Alisa    Sheet Set: GENERATION AT VENICE    Layout: HS-7    November 05, 2020    08:37:56pm    k:\SAR\_Civil\043468000 - Knights Trail Rental TH\CAD\PlanSheets\HS-1 HARDSCAPE PLAN.dwg    This document, together with the concepts and designs presented herein, as an instrument of service, is intended only for the specific purpose and client for which it was prepared. Reuse of and proper reliance on this document without written authorization and approval by Kimley-Horn and Associates, Inc. shall be without liability to Kimley-Horn and Associates, Inc.



MONUMENT SIGN DETAIL



KEY MAP

CALL 2 WORKING DAYS  
BEFORE YOU DIG

IT'S THE LAW!  
DIAL 811

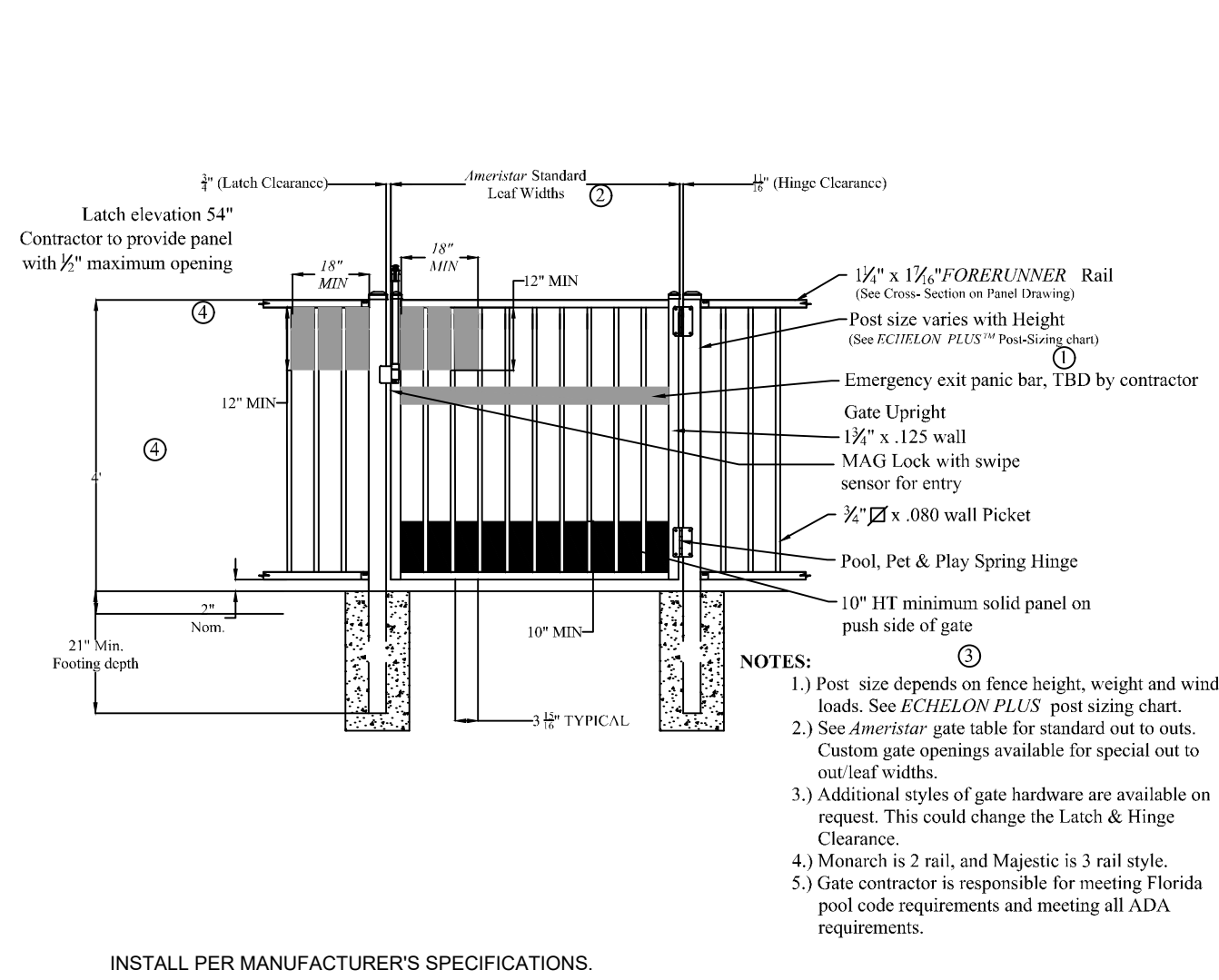
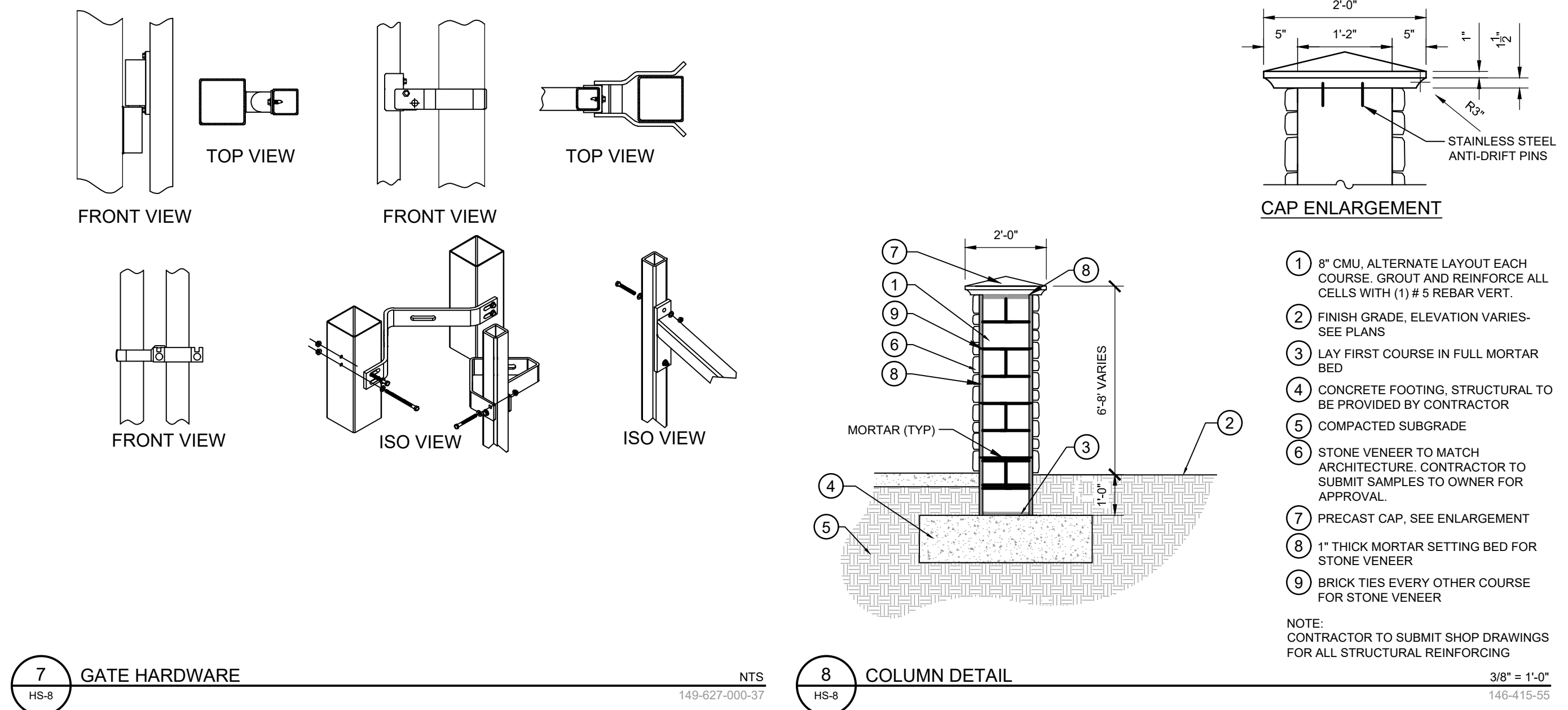
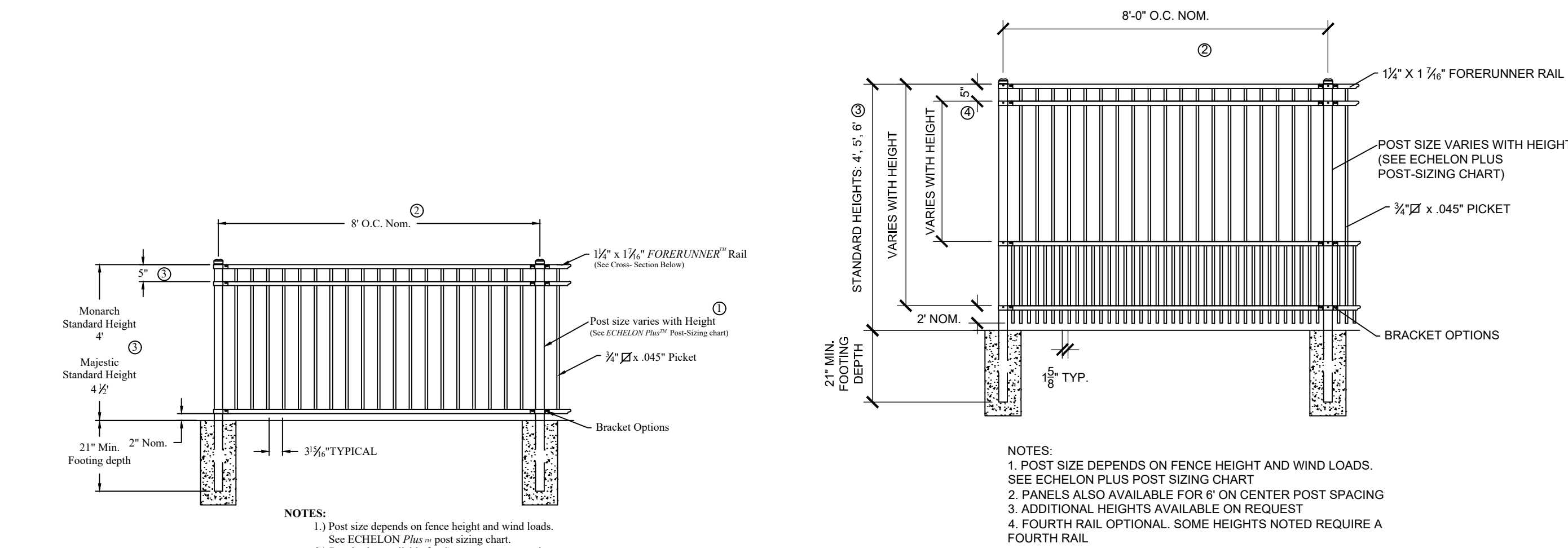
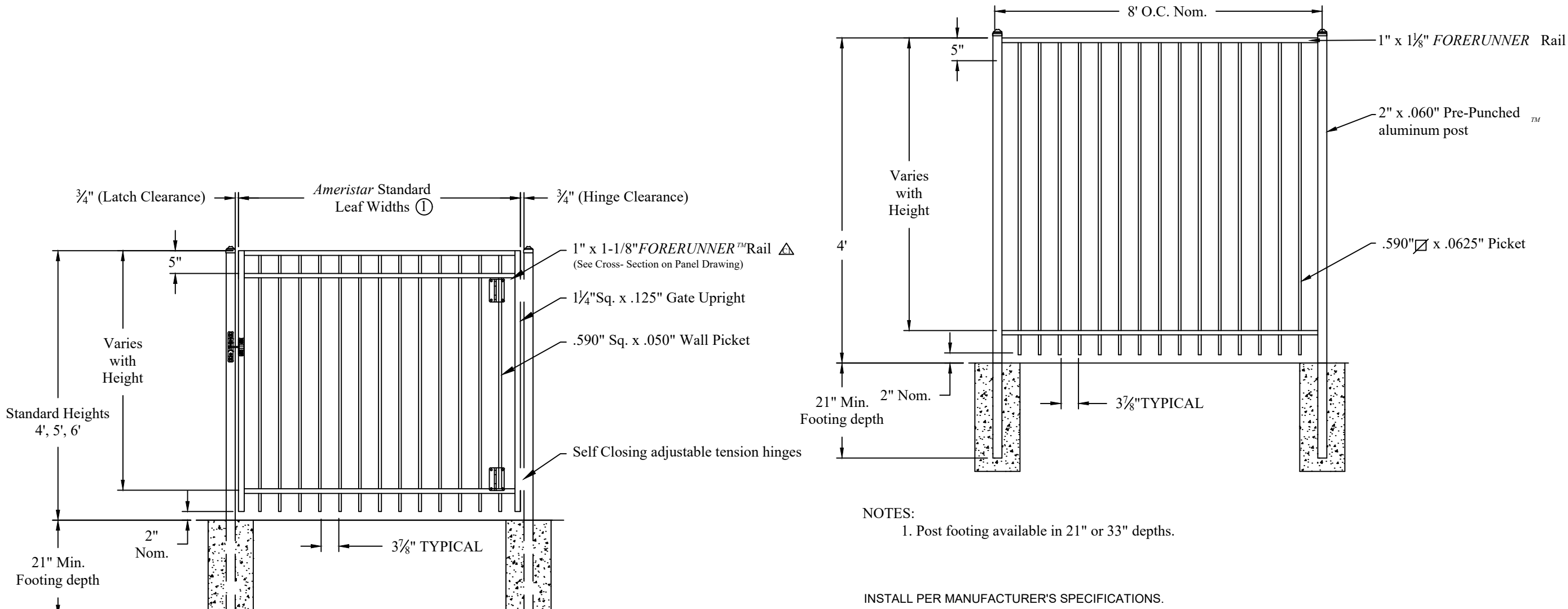
Know what's below.  
Call before you dig.

SUNSHINE STATE ONE CALL OF FLORIDA, INC.

|  |  |   |  |  |             |  |
|--|--|---|--|--|-------------|--|
| GENERATION AT VENICE<br><br>PREPARED FOR<br><br>KAPLAN RESIDENTIAL, LLC<br><br>CITY OF VENICE    FLORIDA | DESIGN INTENT<br>MONUMENT SIGN<br>DETAIL | KHA PROJECT<br>043468000<br>DATE<br>OCTOBER 2020<br>SCALE AS SHOWN<br>DESIGNED BY KCK<br>DRAWN BY RBK<br>CHECKED BY WEC | LICENSED PROFESSIONAL<br><br>CHRISTOPHER D. CIANFALONE,<br>FLORIDA LICENSE NUMBER<br>6667207 | © 2020 KIMLEY-HORN AND ASSOCIATES, INC.<br>1777 MAIN STREET, SUITE 200, SARASOTA, FL 34236<br>PHONE: 941-379-7600<br>WWW.KIMLEY-HORN.COM CA 00000696 | Kimley»Horn |  |
|  |  |   |  |  | No.         |  |
|  |  |   |  |  | REVISIONS   |  |
|  |  |   |  |  | BY DATE     |  |



Plotted By: Dumm, Matt Street Set-Generation AT VENICE Layout: HS-8 November 05, 2020 09:10:21am. K:\S&P-CL\043468000 - Knights Trail Rental TH\CAD\PlanSheets\HS-8 - HARDSCAPE DETAILS.dwg  
This document, together with the concepts and designs presented herein, is an instrument of service, intended only for the specific purpose and client for which it was prepared. Reuse of and improper reliance on this document without written authorization and adaptation by Kimley-Horn and Associates, Inc. shall be without liability to Kimley-Horn and Associates, Inc.



- FENCE NOTES:
1. FINAL FENCE AND GATE TYPES TO BE APPROVED BY OWNER.
  2. CONTRACTOR TO PROVIDE SHOP DRAWINGS OF ALL FENCES AND GATES TO OWNER FOR APPROVAL PRIOR TO ORDERING AND INSTALLATION.
  3. CONTRACTOR SHALL INSTALL ALL FENCES AND GATES PER MANUFACTURER'S RECOMMENDATIONS.
  4. THE CONTRACTOR SHALL BE RESPONSIBLE FOR LOCATING ALL UTILITIES, WHETHER PUBLIC OR PRIVATE, PRIOR TO CONSTRUCTION.
  5. ALL MEASUREMENTS ARE APPROXIMATE, FINAL QUANTITIES SHALL BE VERIFIED IN FIELD (V.I.F.) BY CONTRACTOR.
  6. CONTRACTOR TO COORDINATE WITH LANDSCAPE ARCHITECT TO ADDRESS POTENTIAL CONFLICTS WITH EXISTING CONDITIONS.
  7. CONTRACTOR TO STAKE FENCE LAYOUT FOR APPROVAL BY LANDSCAPE ARCHITECT PRIOR TO INSTALLATION.
  8. CONTRACTOR SHALL ENSURE FENCE, RAILING, AND GATE DESIGN MEET ALL APPLICABLE FLORIDA BUILDING CODE AND ADA STANDARDS.
  9. INSTALLATION OF THE FENCE AND GATES SHALL BE IN ACCORDANCE WITH THE MANUFACTURER'S REQUIREMENTS. THE CONTRACTOR SHALL SUBMIT SHOP DRAWINGS TO OWNERS REPRESENTATIVE FOR REVIEW AND APPROVAL PRIOR TO FABRICATION AND INSTALLATION.
  10. GATE POSTS SHALL BE SPACED ACCORDING TO THE MANUFACTURER'S GATE DRAWINGS. DEPENDENT ON STANDARD OUT-TO-OUT GATE LEAF DIMENSIONS AND GATE HARDWARE SELECTED. TYPE AND QUANTITY OF GATE HINGES SHALL BE BASED ON APPLICATION WEIGHT, HEIGHT, AND NUMBER OF GATE CYCLES. THE MANUFACTURER'S GATE DRAWINGS SHALL IDENTIFY THE NECESSARY GATE HARDWARE REQUIRED FOR THE APPLICATION. GATE HARDWARE SHALL BE PROVIDED BY THE MANUFACTURER OF THE GATE AND SHALL BE INSTALLED PER MANUFACTURER'S RECOMMENDATIONS.

- HARDSCAPE NOTES:
1. ALL PAVERS SHALL BE CLEANED AND SEALED WITH NON-SLIP SEALER PER MANUFACTURER'S RECOMMENDATIONS. SUBMIT PRODUCT DATA PRIOR TO APPLICATION.
  2. CONTRACTOR SHALL LAYOUT PAVERS TO HAVE NO CUTS AROUND PERIMETER. PROVIDE ALL SMALL / SLIVER PAVES CUTS WITHIN THE FIELD. NO LESS THAN 1/3 THE SIZE OF ANY PAVES SHALL BE USED IN FIELD.
  3. CONTRACTOR SHALL NOTIFY LANDSCAPE ARCHITECT IF ANY CONFLICTS BETWEEN UTILITIES AND HARDSCAPE IMPROVEMENTS ARE IDENTIFIED.
  4. SET ALL FORM WORK TO GRADES SHOWN ON THE CIVIL PLANS AND HAVE INSPECTION AND APPROVAL FROM THE OWNER'S REPRESENTATIVE PRIOR TO ALL CONCRETE PAVERS. FAILURE TO SCHEDULE INSPECTION AND GAIN FORMWORK APPROVAL WILL RESULT IN REPLACEMENT OF COMPLETED WORK AT CONTRACTOR'S EXPENSE. AT OWNERS DISCRETION.
  5. CONTRACTOR TO INSTALL ALL PAVERS AND SEALERS PER MANUFACTURER'S SPECIFICATIONS.
  6. PEDESTRIAN SIDEWALKS SHALL BE INSTALLED IN ACCORDANCE WITH THE CITY REQUIREMENTS AND STANDARDS. ALL PROPOSED HARDSCAPE AREAS SHALL NOT EXCEED A CROSS SLOPE OF 2%, REFER TO HARDSCAPE.
  7. CONTRACTOR TO COORDINATE FINAL LAYOUT / SPACING OF BANDING PAVERS WITH LANDSCAPE ARCHITECT PRIOR TO INSTALLATION.
  8. APPLY A LIGHT BROOM FINISH PARALLEL TO THE DIRECTION OF SURFACE RUNOFF AS SOON AS THE CONCRETE HAS BEEN FLOATED LEVEL AND SMOOTH AND HAS BEGUN TO SET UP.
  9. ALL EXPANSION JOINTS ARE 1/2" PREMOULDED BITUMINOUS ASPHALT WITH A BACKER ROD AND COLORED CAULK. COLOR MATCH ADJACENT HARDSCAPE PAVERS. SUBMIT SAMPLE FOR APPROVAL. CONTROL JOINTS SHALL BE EVENLY SPACED AT 10' ON CENTER.
  10. COORDINATE THE PLACEMENT OF ELECTRICAL, IRRIGATION, AND SLEEVING OR THE ACTUAL ROUTING OF THESE SERVICES FOR THE SITE WITH THE APPROPRIATE SUBCONTRACTOR PRIOR TO POURING ANY PAVEMENT. ALL ROUTING SHALL BE APPROVED BY THE OWNER'S REPRESENTATIVE.
  11. PROVIDE EXPANSION JOINTS AT ALL VERTICAL SURFACES INCLUDING BUT NOT LIMITED TO BUILDING WALLS, SITE WALLS, AND STEP RISERS.
  12. ALL INTERLOCKING CONCRETE PAVERS SHALL MEET THE REQUIREMENTS IN ASTM C 938 "STANDARD SPECIFICATIONS FOR SOLID INTERLOCKING CONCRETE PAVING UNITS", AND SHALL COMPLY WITH APPLICABLE ICPI (INTERLOCKING CONCRETE PAVEMENT INSTITUTE) TECHNICAL SPECIFICATIONS.
  13. ALL AREAS OF INTERLOCKING CONCRETE PAVERS, AS SHOWN ON THE PLANS SHALL BE SET WITH FLUSH TOP SURFACE AND SHALL MAINTAIN A MINIMUM SLOPE OF 0.5% UNLESS OTHERWISE NOTED ON THE PLANS OR DETAILS.
  14. ALL AREAS OF INTERLOCKING CONCRETE PAVERS SHALL COMPLY WITH CURRENT ADA (AMERICANS WITH DISABILITIES ASSOCIATION) REQUIREMENTS FOR ACCESSIBLE ROUTES.
  15. THE CONTRACTOR SHALL BE RESPONSIBLE TO PROVIDE VERIFICATION THAT THE INSTALLATION OF INTERLOCKING CONCRETE PAVER FOR THE PROJECT IS PERFORMED BY OR UNDER THE DIRECTION OF A CURRENTLY CERTIFIED ICPI INSTALLER.
  16. ALL AREAS OF INTERLOCKING CONCRETE PAVERS SHALL HAVE A SUBGRADE DENSITY COMPACTED TO A MINIMUM OF 98% MODIFIED PROCTOR AS PER ASTM D 1557. UNLESS INDICATED OTHERWISE ON THE PLANS.
  17. BEDDING SAND SHALL CONFORM TO THE GRADING REQUIREMENTS OF ASTM C 33. MASON SAND IS NOT ACCEPTABLE. ALL BEDDING SAND SHALL BE SCREENED TO AN EVEN THICKNESS AS SPECIFIED ON THE PLANS.
  18. JOINT SAND SHALL CONFORM TO THE GRADING REQUIREMENTS OF ASTM C 144. UNLESS NOTED OTHERWISE ON THE PLANS.
  19. ALL INTERLOCKING CONCRETE PAVER "CUTS" SHALL BE MADE WITH A WET SAW.
  20. FINAL COMPACTION FOLLOWING THE PLACEMENT OF INTERLOCKING CONCRETE PAVER SHALL BE PERFORMED WITH A "PLATE COMPACTOR". THE COMPACTOR SHALL HAVE A MINIMUM FORCE OF 5,000 LBS. ROLLERS SHALL NOT BE USED FOR COMPACTION.
  21. ALL CONCRETE HEADERS OR CURB TO BE INSTALLED FOR THE PURPOSE OF INTERLOCKING CONCRETE PAVER AREAS SHALL HAVE A SMOOTH TROWLED FINISH WITH A 1 INCH CHAMFER ON ALL WEARING SURFACE EDGES, UNLESS OTHERWISE NOTED ON THE PLANS.
  22. CONTRACTOR SHALL PROVIDE BULLNOSE RADIUS EDGE ON ALL EXPOSED EDGES OF PAVERS.
  23. THE CONTRACTOR IS RESPONSIBLE FOR ACCURATE HORIZONTAL AND VERTICAL STAKING. A REGISTERED SURVEYOR IS REQUIRED TO PERFORM CONSTRUCTION STAKING AND SET ELEVATIONS FOR THE FORM WORK PRIOR TO INSPECTION BY THE OWNER'S REPRESENTATIVE FOR APPROVAL. ALL FORM WORK SHALL BE APPROVED FOR GEOMETRY AND GRADES BY THE OWNER'S REPRESENTATIVE PRIOR TO CONSTRUCTION.
  24. ALL GROUT FOR FLATWORK MASONRY SHALL BE 4000 P.S.I. WITH LATTACRETE ADDITIVE PER MANUFACTURER'S RECOMMENDATION.
  25. SUBMIT COPIES OF MATERIALS RECEIPTS TO OWNER'S REPRESENTATIVE WITH PAY REQUEST.
  26. ALL PROPOSED HARDSCAPE AREAS SHALL NOT EXCEED A CROSS SLOPE OF 2%.

CALL 2 WORKING DAYS BEFORE YOU DIG

IT'S THE LAW! DIAL 811

Know what's below. Call before you dig.

SUNSHINE STATE ONE CALL OF FLORIDA, INC.

|  |  |   |  |                |  |   |  |              |  |                |  |                |  |
|--|--|---|--|----------------|--|---|--|--------------|--|----------------|--|----------------|--|
| KHA PROJECT 043468000  |  | DATE NOV 2020   |  | SCALE AS SHOWN |  | DESIGNED BY KCK   |  | DRAWN BY RBK |  | CHECKED BY WEC |  | DATE 11/5/2020 |  |
| LICENSED PROFESSIONAL  |  | CHRISTOPHER D. CINFAGNONE, FLORIDA LICENSE NUMBER 6667207 |  | 11/5/2020      |  | KIMLEY-HORN AND ASSOCIATES, INC. 1777 MAIN STREET, SUITE 200, SARASOTA, FL 34236 PHONE: 941-379-7600 WWW.KIMLEY-HORN.COM CA 0000696 |  | REVISIONS    |  | DATE           |  | BY             |  |
| HARDSCAPE DETAILS  |  |   |  |                |  |   |  |              |  |                |  |                |  |
| GENERATION AT VENICE PREPARED FOR KAPLAN RESIDENTIAL, LLC CITY OF VENICE FLORIDA |  |   |  |                |  |   |  |              |  |                |  |                |  |
| SHEET NUMBER HS-8  |  |   |  |                |  |   |  |              |  |                |  |                |  |