

**RECORD
DRAWING**

Flad Architects
Flad & Associates of Florida, Inc.
AEC0000568
2202 N. Westshore Blvd., Ste. 125
Tampa, FL 33607
Tel: 813-636-6612
www.flad.com

**Flad Structural
Engineers**
Flad & Associates, Inc.
21075
644 Science Drive
Madison, WI 53711
Tel: 608-238-2891
Fax: 608-238-9727
www.flad.com

**AEI Affiliated
Engineers**
LICENSE # CA 5140
Affiliated Engineers SE, Inc.
777 S Harbour Island Blvd #450
Tampa, FL 33602
Tel: (813) 405-3800

Stantec
LICENSE # 75477
STANTEC CONSULTING
SERVICES
6900 Professional Parkway East
Sarasota, FL 34240
Tel: (941) 907-6900

LEGEND:
L# = NUMBER OF LOADING SPACES PROVIDED
TOTAL = 13
P# = PASSENGER VEHICLE PARKING SPACES
PROVIDED
TOTAL = 1189

NOTE:
1. PHASE LIMITS SHOWN ARE CONSISTENT WITH THE PCO BINDING MASTER PLAN. PROPOSED ACTIVITIES WITHIN PHASE 2 INCLUDE UNDER GROUND UTILITIES AND STORM WATER LAKES

- HEAVY DUTY CONCRETE
- CONCRETE (SEE LANDSCAPE SHEETS L-103, L-105 AND D-106 FOR ADDITIONAL INFORMATION)
- PAVER / DECORATIVE CONCRETE (SEE LANDSCAPE SHEETS L-103, L-105 AND D-106 FOR ADDITIONAL INFORMATION)
- ASPHALT

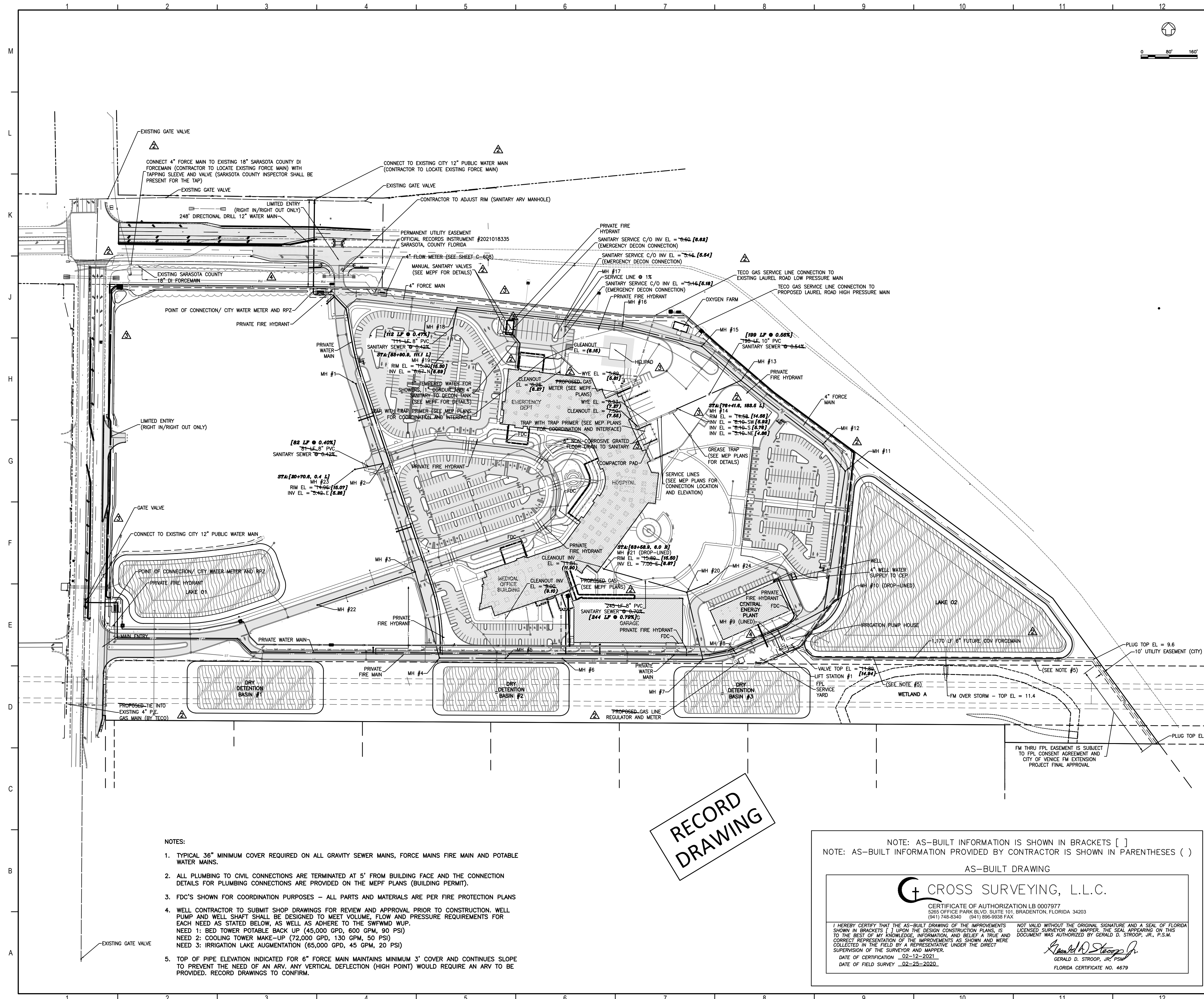
smh

**Sarasota County
Public Hospital
District**
2600 Laurel Road
Nokomis, FL 34275
90 Bed New Hospital

AHCA# 232986061-101-1
Plan No.
CONSTRUCTION DOCUMENTS
Date: 4/04/2019
Drawn by: STANTEC
Checked by: STANTEC

Sheet No.
MASTER SITE PLAN

Sheet No.
C-300 3



- NOTES:
1. TYPICAL 36" MINIMUM COVER REQUIRED ON ALL GRAVITY SEWER MAINS, FORCE MAINS FIRE MAIN AND POTABLE WATER MAINS.
 2. ALL PLUMBING TO CIVIL CONNECTIONS ARE TERMINATED AT 5' FROM BUILDING FACE AND THE CONNECTION DETAILS FOR PLUMBING CONNECTIONS ARE PROVIDED ON THE MEFP PLANS (BUILDING PERMIT).
 3. FDC'S SHOWN FOR COORDINATION PURPOSES - ALL PARTS AND MATERIALS ARE PER FIRE PROTECTION PLANS
 4. WELL CONTRACTOR TO SUBMIT SHOP DRAWINGS FOR REVIEW AND APPROVAL PRIOR TO CONSTRUCTION. WELL PUMP AND WELL SHAFT SHALL BE DESIGNED TO MEET VOLUME, FLOW AND PRESSURE REQUIREMENTS FOR EACH NEED AS STATED BELOW, AS WELL AS ADHERE TO THE SWFMD WUP.
 NEED 1: BED TOWER POTABLE BACK UP (45,000 GPD, 800 GPM, 90 PSI)
 NEED 2: COOLING TOWER MAKE-UP (72,000 GPD, 130 GPM, 50 PSI)
 NEED 3: IRRIGATION LAKE AUGMENTATION (65,000 GPD, 45 GPM, 20 PSI)
 5. TOP OF PIPE ELEVATION INDICATED FOR 6" FORCE MAIN MAINTAINS MINIMUM 3' COVER AND CONTIGUES SLOPE TO PREVENT THE NEED OF AN ARV. ANY VERTICAL DEFLECTION (HIGH POINT) WOULD REQUIRE AN ARV TO BE PROVIDED. RECORD DRAWINGS TO CONFORM.

RECORD
DRAWING

NOTE: AS-BUILT INFORMATION IS SHOWN IN BRACKETS []
 NOTE: AS-BUILT INFORMATION PROVIDED BY CONTRACTOR IS SHOWN IN PARENTHESES ()

AS-BUILT DRAWING

CROSS SURVEYING, L.L.C.

CERTIFICATE OF AUTHORIZATION LB 0007977
 3025 OFFICE PARK BLVD. SUITE 101 BRADENTON, FLORIDA 34203
 (941) 748-8340 (941) 896-9538 FAX

I HEREBY CERTIFY THAT THE AS-BUILT DRAWING OF THE IMPROVEMENTS SHOWN IN BRACKETS () UPON THE DESIGN CONSTRUCTION PLANS, IS TO THE BEST OF MY KNOWLEDGE, INFORMATION, AND BELIEF A TRUE AND CORRECT REPRESENTATION OF THE IMPROVEMENTS AS SHOWN AND HERE COLLECTED IN THE FIELD BY A REPRESENTATIVE UNDER THE DIRECT SUPERVISION OF THE SURVEYOR AND MAPPER.

DATE OF CERTIFICATION 02-12-2021
 DATE OF FIELD SURVEY 02-25-2020

NOT VALID WITHOUT THE ORIGINAL SIGNATURE AND A SEAL OF FLORIDA LICENSED SURVEYOR AND MAPPER, THE SEAL APPEARING ON THIS DOCUMENT WAS AUTHORIZED BY GERALD D. STROOP, JR., P.S.M.

Gerald D. Strop, Jr.
 GERALD D. STROOP, JR. P.S.M.
 FLORIDA CERTIFICATE NO. 4679

Flad Architects
 Flad & Associates of Florida, Inc.
 AAC000058
 2202 N. Westshore Blvd., Ste. 125
 Tampa, FL 33607
 Tel: 813-333-6912
 www.flad.com

Flad Structural Engineers
 Flad & Associates, Inc.
 27676
 644 Science Drive
 Madison, WI 53711
 Tel: 608-238-2951
 Fax: 608-238-6727
 www.flad.com

AEI Affiliated Engineers
 LICENSE # CA 5148
 Affiliated Engineers SE, Inc.
 777 S Harbour Island Blvd. #450
 Tampa, FL 33602
 Tel: (813) 405-3800

Stantec
 LICENSE # 75477
 STANTEC CONSULTING SERVICES
 6500 Professional Parkway East
 Sarasota, FL 34230
 Tel: (941) 907-6500

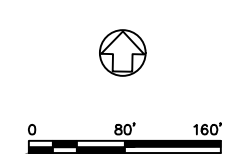
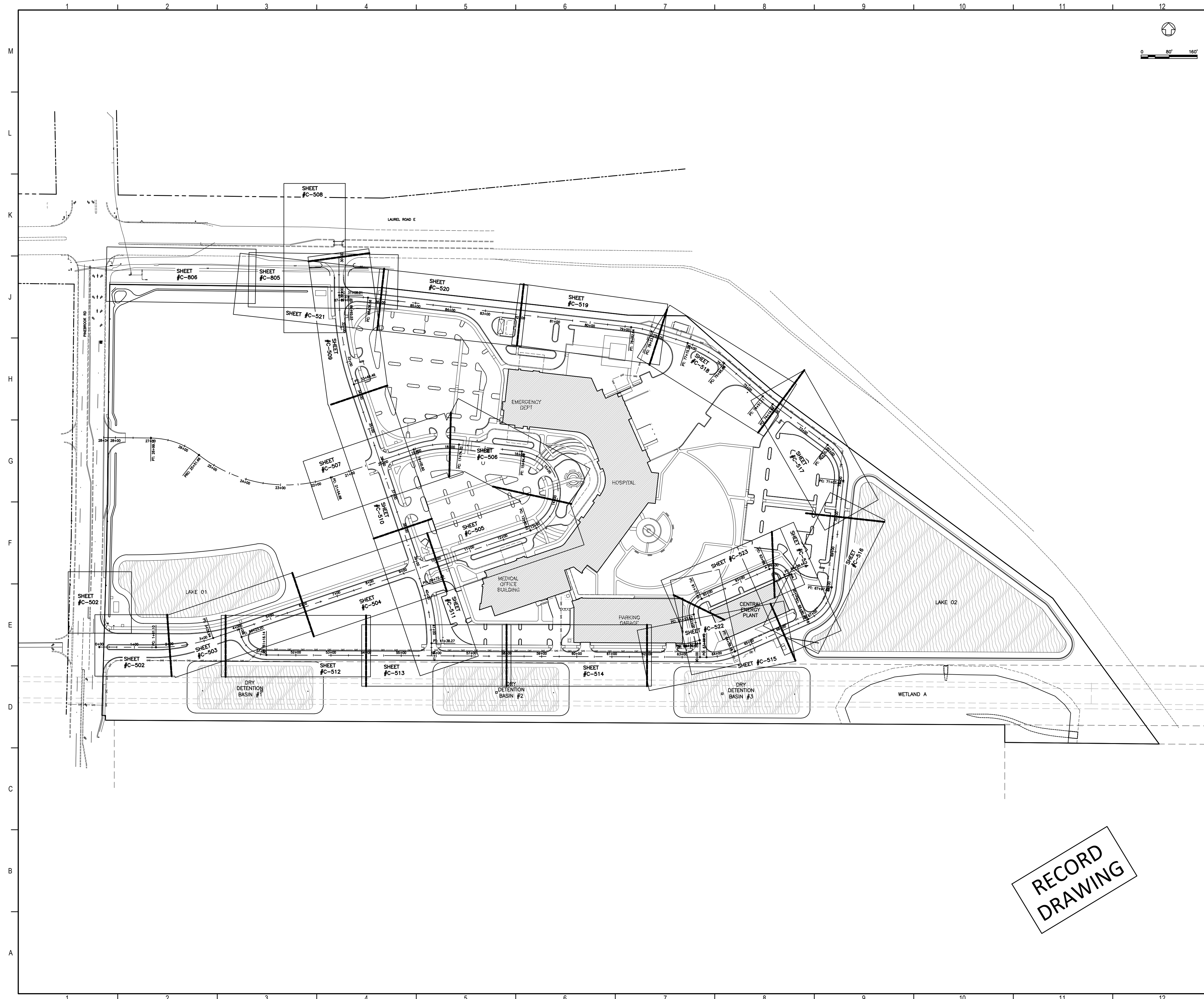
smh
 Sarasota County Public Hospital District
 5505 Laurel Road
 Nokomis, FL 34275
 90 Bed New Hospital

ANCA #: 232396161-101-1

CONSTRUCTION DOCUMENTS	DATE	STATUS
1/24/2019	STARTED	
1/12/20	REVISED	
1/12/20	STARTED	

MASTER WATER AND SEWER PLAN

Sheet No. **C-500** of **4**



Flad Architects
 Flad & Associates of Florida, Inc.
 AAC000058
 2202 N. Westshore Blvd., Ste. 125
 Tampa, FL 33607
 Tel: 813-333-6612
 www.flad.com

Flad Structural Engineers
 Flad & Associates, Inc.
 27676
 644 Science Drive
 Madison, WI 53711
 Tel: 608-238-2951
 Fax: 608-238-6727
 www.flad.com

AEI Affiliated Engineers
 LICENSE # CA 0140
 Affiliated Engineers SE, Inc.
 777 S Harbour Island Blvd. #450
 Tampa, FL 33602
 Tel: (813) 405-3800

Stantec
 LICENSE # 75477
 STANTEC CONSULTING SERVICES
 6500 Professional Parkway East
 Sarasota, FL 34240
 Tel: (941) 907-6500

Revised & Approved

Project Key Plan

DATE	DESCRIPTION

smh

Sarasota County Public Hospital District

2000 Laurel Road
 Nokomis, FL 34275

90 Bed New Hospital

ANCA #: 232396161-101-1

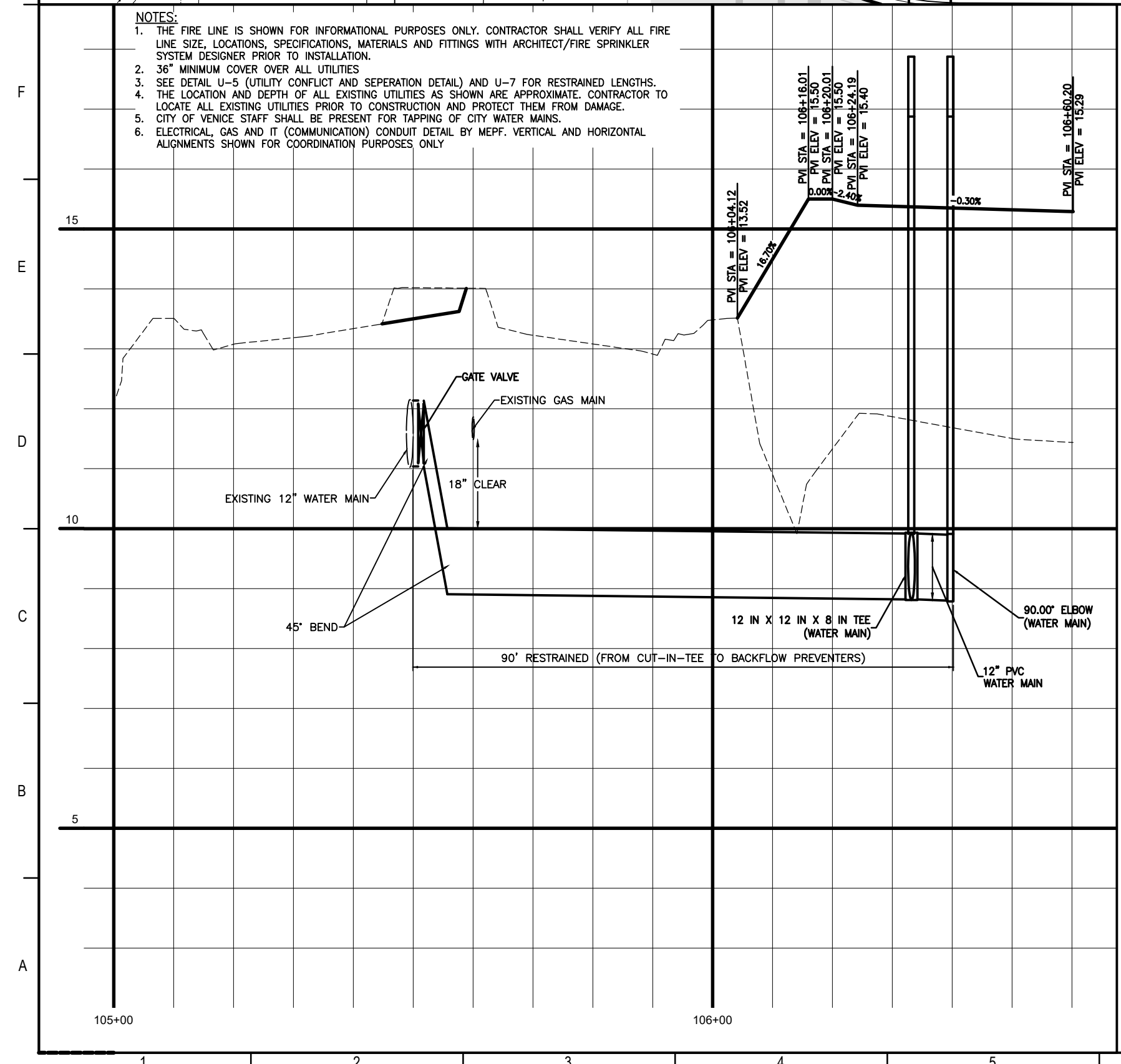
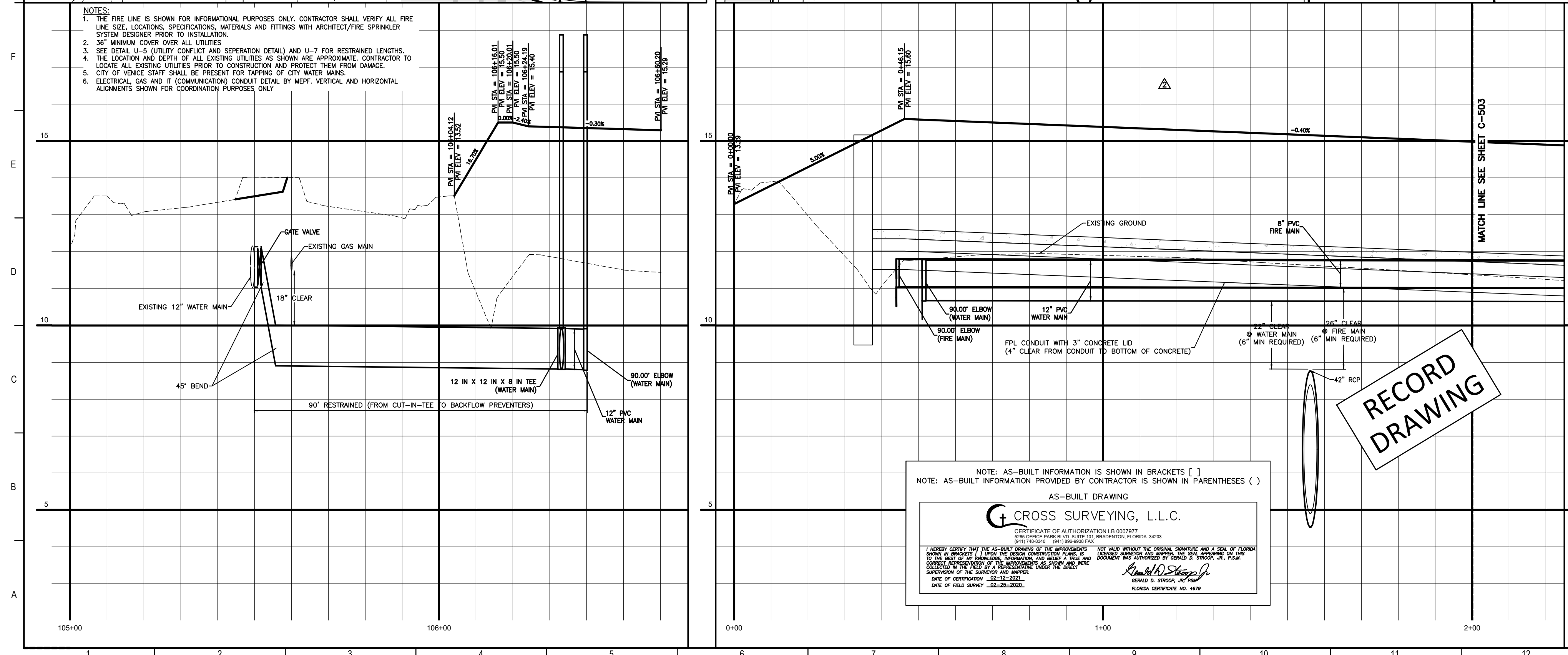
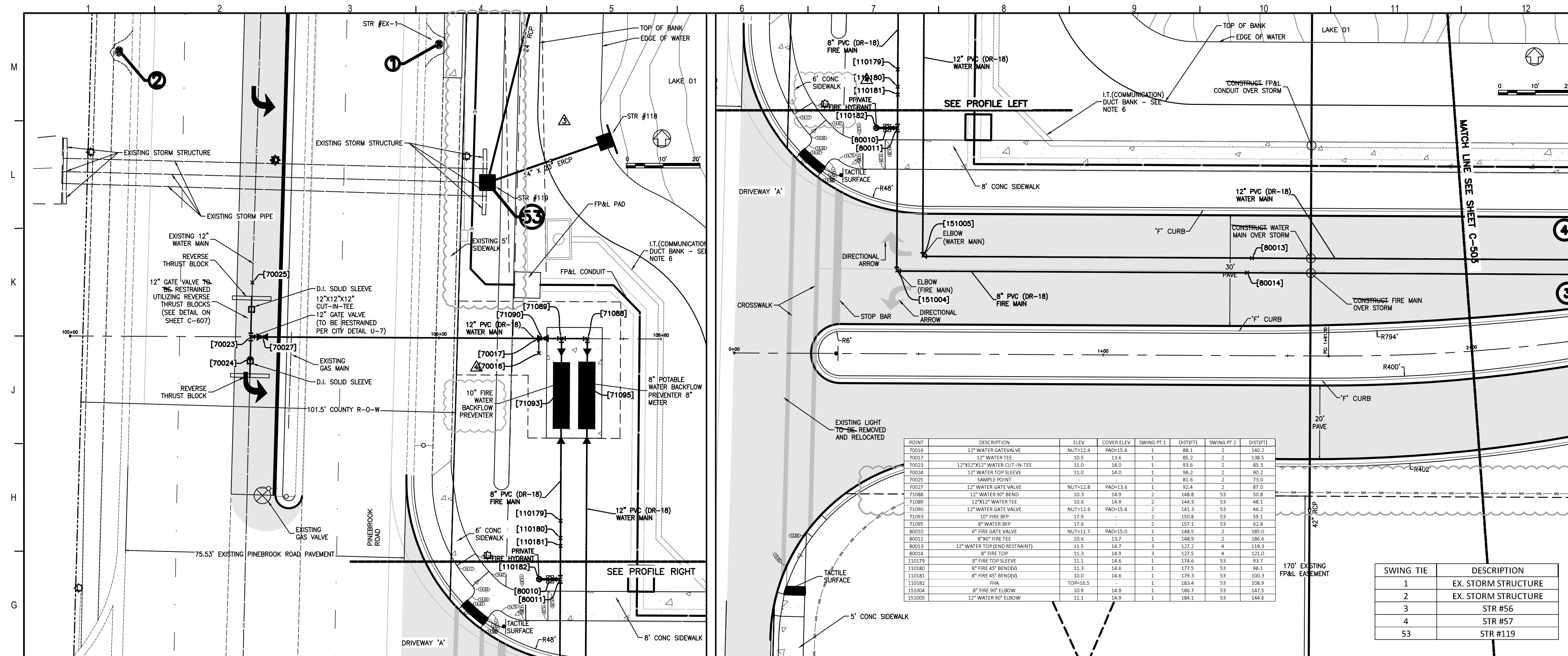
CONSTRUCTION DOCUMENTS

DATE	BY
07/19/2019	STANTEC
18122-00	STANTEC

PLAN AND PROFILE KEY SHEET

SHEET #	TOTAL #
C-501	2

RECORD DRAWING



NOTES:

- THE FIRE LINE IS SHOWN FOR INFORMATIONAL PURPOSES ONLY. CONTRACTOR SHALL VERIFY ALL FIRE LINE SIZE, LOCATIONS, SPECIFICATIONS, MATERIALS AND FITTINGS WITH ARCHITECT/FIRE SPRINKLER SYSTEM DESIGNER PRIOR TO INSTALLATION.
- 36" MINIMUM COVER OVER ALL UTILITIES.
- SEE DETAIL U-5 (UTILITY CONFLICT AND SEPERATION DETAIL) AND U-7 FOR RESTRAINED LENGTHS.
- THE LOCATION AND DEPTH OF ALL EXISTING UTILITIES AS SHOWN ARE APPROXIMATE. CONTRACTOR TO LOCATE ALL EXISTING UTILITIES PRIOR TO CONSTRUCTION AND PROTECT THEM FROM DAMAGE.
- CITY OF VENICE STAFF SHALL BE PRESENT FOR TAPPING OF CITY WATER MAINS.
- ELECTRICAL, GAS AND IT (COMMUNICATION) CONDUIT DETAIL BY MEFF. VERTICAL AND HORIZONTAL ALIGNMENTS SHOWN FOR COORDINATION PURPOSES ONLY.

Flad Architects
Flad & Associates of Florida, Inc.
AEC000058
2202 N. Westshore Blvd., Ste. 125
Tampa, FL 33607
Tel: 813-238-6612
www.flad.com

Flad Structural Engineers
Flad & Associates, Inc.
27676
644 Science Drive
Madison, WI 53711
Tel: 608-238-2951
Fax: 608-238-6727
www.flad.com

AEI Affiliated Engineers
LICENSE # CA 5148
Affiliated Engineers SE, Inc.
777 S Harbour Island Blvd. #450
Tampa, FL 33602
Tel: (813) 405-3800

Stantec
LICENSE # 75477
STANTEC CONSULTING SERVICES
6500 Professional Parkway East
Sarasota, FL 34240
Tel: (941) 507-6500

smh
Sarasota County
Public Hospital
District
3500 Leardi Road
Nokomis, FL 34275
90 Bed New Hospital
AHCA #: 232390161-101-1
CONSTRUCTION DOCUMENTS
DATE: 07/2019
DRAWN BY: STANTEC
CHECKED BY: STANTEC
DATE: 08/12/2019

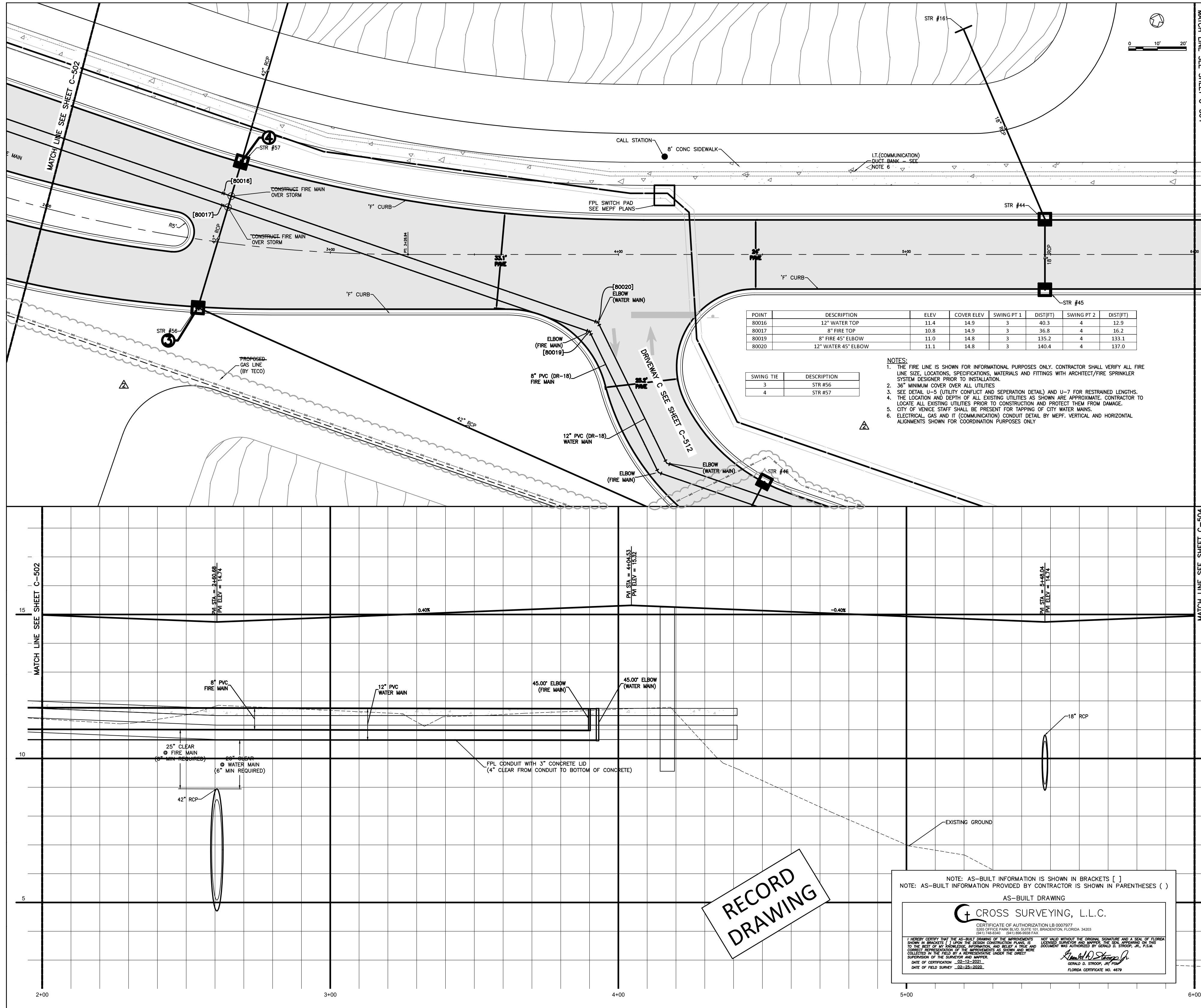
PINEBROOK ROAD WATER CONNECTION & DRIVEWAY (STA 0 - 2+00)

C-502 **4**

NOTE: AS-BUILT INFORMATION IS SHOWN IN BRACKETS []
NOTE: AS-BUILT INFORMATION PROVIDED BY CONTRACTOR IS SHOWN IN PARENTHESES ()
AS-BUILT DRAWING

CROSS SURVEYING, L.L.C.
CERTIFICATE OF AUTHORIZATION LB 007077
DISTRICT PROFESSIONAL SEAL TO BRONXVILLE, FLORIDA 4400
11111 BRONXVILLE, NY 10708-3000

I HEREBY CERTIFY THAT THE AS-BUILT DRAWING OF THE IMPROVEMENTS SHOWN WITHOUT THE ORIGINAL SURVEYOR AND A SEAL OF APPROVAL IS THE BEST COPY OF THE ORIGINAL SURVEYOR'S DRAWING AND THAT THE ORIGINAL SURVEYOR'S DRAWING IS THE ONLY COPY OF THE ORIGINAL SURVEYOR'S DRAWING THAT IS ON FILE WITH THE DIVISION OF CONSTRUCTION OF THE STATE OF FLORIDA. I AM NOT PROVIDING THIS AS-BUILT DRAWING TO ANY OTHER PARTY WITHOUT THE WRITTEN PERMISSION OF THE SURVEYOR AND OWNER.
DATE OF ORIGINAL SURVEY: 02-28-2019
DATE OF FIELD SURVEY: 02-28-2019
FLORIDA CERTIFICATE NO. 4679



POINT	DESCRIPTION	ELEV	COVER ELEV	SWING PT 1	DIST(FT)	SWING PT 2	DIST(FT)
80016	12\"/>						

SWING TIE	DESCRIPTION
3	STR #56
4	STR #57

- NOTES:
1. THE FIRE LINE IS SHOWN FOR INFORMATIONAL PURPOSES ONLY. CONTRACTOR SHALL VERIFY ALL FIRE LINE SIZE, LOCATIONS, SPECIFICATIONS, MATERIALS AND FITTINGS WITH ARCHITECT/FIRE SPRINKLER SYSTEM DESIGNER PRIOR TO INSTALLATION.
 2. 3/4\"/>

**RECORD
DRAWING**

NOTE: AS-BUILT INFORMATION IS SHOWN IN BRACKETS []
NOTE: AS-BUILT INFORMATION PROVIDED BY CONTRACTOR IS SHOWN IN PARENTHESES ()

AS-BUILT DRAWING

CROSS SURVEYING, L.L.C.

CERTIFICATE OF AUTHORIZATION LB 0007977
 9811 148-3343 9811 894-0018 FAX
 5301 GOLF COURSE BLVD., SUITE 100, SARASOTA, FLORIDA 34237

DATE OF CONSTRUCTION: 08-12-2020
 DATE OF FIELD SURVEY: 08-25-2020

Ronald Stapp
 RONALD D. STAPP, PE, FLS
 LICENSE: 00000000-0000

Flad Architects
 Flad & Associates of Florida, Inc.
 AN 00000008
 2202 N. Westshore Blvd., Ste. 125
 Tampa, FL 33607
 Tel: 813-330-6612
 www.flad.com

Flad Structural Engineers
 Flad & Associates, Inc.
 27016
 644 Science Drive
 Maunabo, WI 53111
 Tel: 608-238-2861
 Fax: 608-238-8727
 www.flad.com

AEI Affiliated Engineers
 Affiliated Engineers SE, Inc.
 777 S. Harbour Island Blvd. #450
 Tampa, FL 33602
 Tel: (813) 405-3800

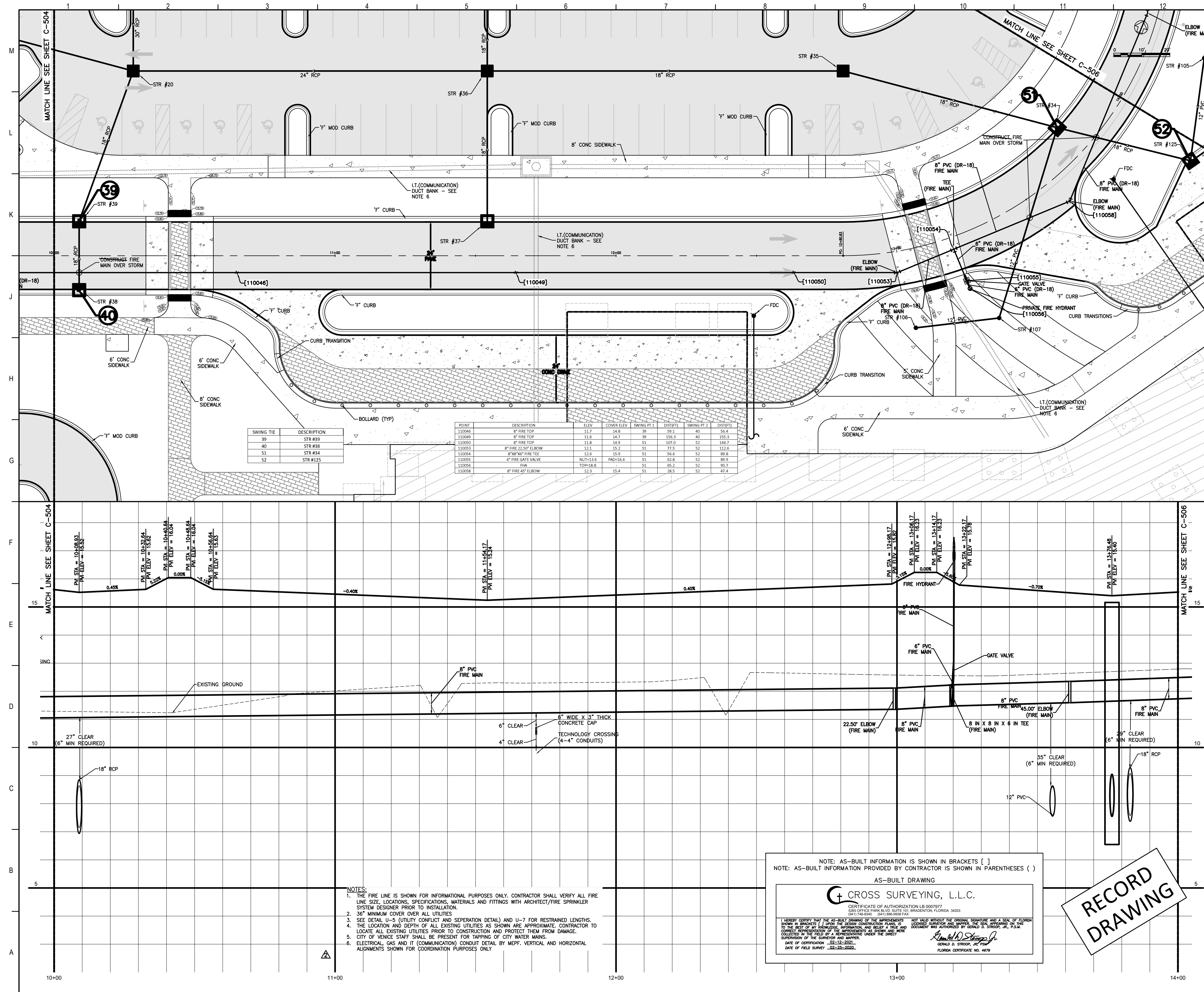
Stantec
 LICENSE # 75477
 STANTEC CONSULTING SERVICES
 6900 Professional Parkway East
 Sarasota, FL 34240
 Tel: (941) 907-6900

PROJECT	90 Bed New Hospital
CLIENT	Sarasota County Public Hospital District
DATE	08/12/20
SCALE	AS SHOWN
DESIGNER	CROSS SURVEYING, L.L.C.
CHECKED	
APPROVED	

smh

Sarasota County Public Hospital District
 2600 Laurel Road
 Nokomis, FL 34275
90 Bed New Hospital

AHEC # 232360161-101-1
 PROJECT NUMBER: CONSTRUCTION DOCUMENTS
 DATE: 4/24/2019
 DRAWN BY: STANTEC
 CHECKED BY: STANTEC
 PROJECT NUMBER: 18122-00
 DRAWN BY: STANTEC
 PROJECT: DRIVeway A (STA 2+00 - 6+00)
 SHEET NUMBER: **C-503** OF 2



Flad Architects
 Flad & Associates of Florida, Inc.
 AAC000058
 2202 N. Westshore Blvd., Ste. 125
 Tampa, FL 33607
 Tel: (813) 330-0612
 www.flad.com

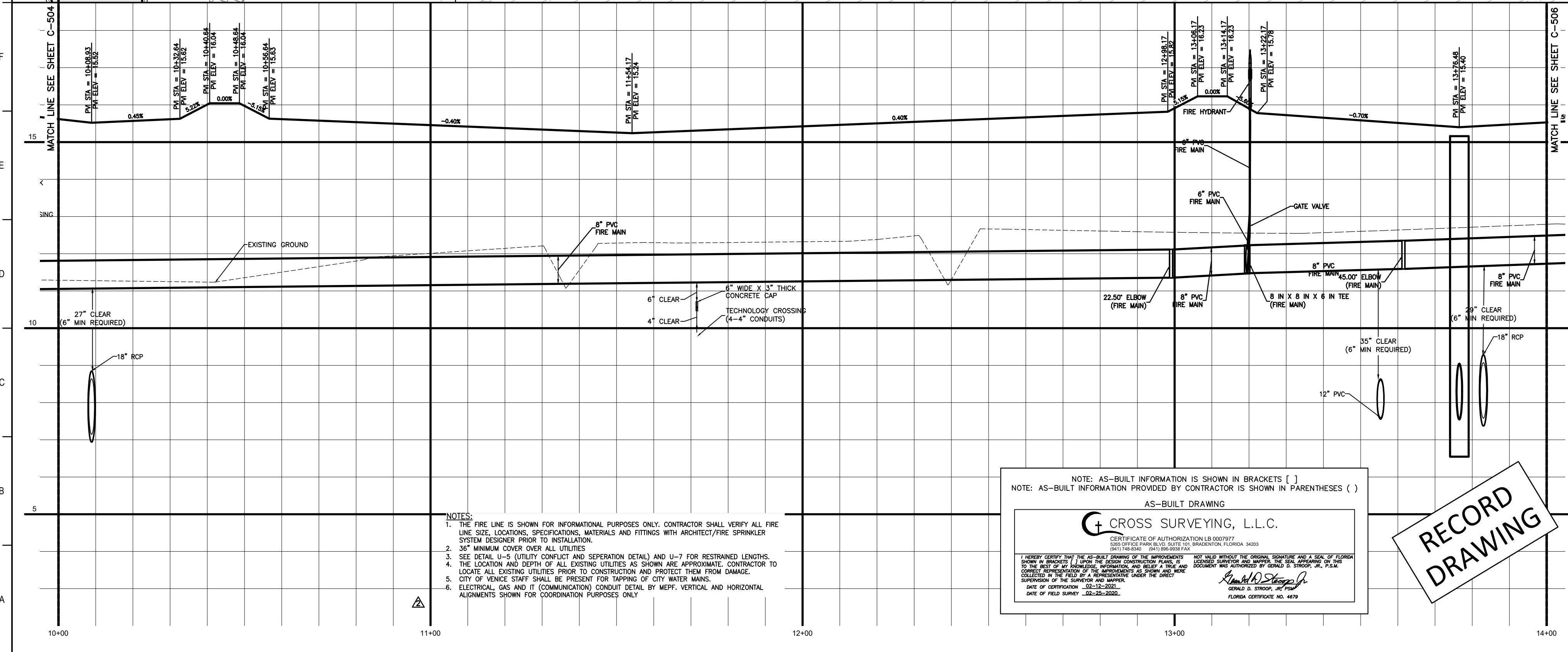
Flad Structural Engineers
 Flad & Associates, Inc.
 27676
 644 Science Drive
 Madison, WI 53711
 Tel: (608) 238-2651
 Fax: (608) 238-8727
 www.flad.com

AEI Affiliated Engineers
 LICENSE # CA 5140
 Affiliated Engineers, Inc.
 777 S Harbour Island Blvd. #450
 Tampa, FL 33602
 Tel: (813) 405-3800

Stantec
 LICENSE # 75477
 STANTEC CONSULTING SERVICES
 6900 Professional Parkway East
 Sarasota, FL 34240
 Tel: (813) 507-6900

SWING TIE	DESCRIPTION
39	STR.#39
40	STR.#38
51	STR.#34
52	STR.#125

POINT	DESCRIPTION	ELEV.	CONV. ELEV.	CHANG. PT.	CHANG. PT. ELEV.	CHANG. PT. DISTANCE
110045	8" FIRE TOP	11.7	14.8	39	59.1	40
110046	8" FIRE TOP	11.6	14.7	39	59.0	40
110047	8" FIRE TOP	11.8	14.9	51	107.0	52
110048	8" FIRE TOP	11.9	15.0	51	107.0	52
110049	8" FIRE 25'0" ELBOW	12.3	15.4	51	107.0	52
110050	8" FIRE 25'0" ELBOW	12.6	15.7	51	107.0	52
110051	8" FIRE GATE VALVE	12.1-12.5	15.2-15.6	51	107.0	52
110052	8" FIRE	12.0-12.4	15.1	49.2	52	52.7
110053	8" FIRE 45' ELBOW	12.3	15.4	51	107.0	52



- NOTES:**
- THE FIRE LINE IS SHOWN FOR INFORMATIONAL PURPOSES ONLY. CONTRACTOR SHALL VERIFY ALL FIRE LINE SIZE, LOCATIONS, SPECIFICATIONS, MATERIALS AND FITTINGS WITH ARCHITECT/FIRE SPRINKLER SYSTEM DESIGNER PRIOR TO INSTALLATION.
 - 36" MINIMUM COVER OVER ALL UTILITIES
 - SEE DETAIL U-5 (UTILITY CONFLICT AND SEPARATION DETAIL) AND U-7 FOR RESTRAINED LENGTHS.
 - THE LOCATION AND DEPTH OF ALL EXISTING UTILITIES AS SHOWN ARE APPROXIMATE. CONTRACTOR TO LOCATE ALL EXISTING UTILITIES PRIOR TO CONSTRUCTION AND PROTECT THEM FROM DAMAGE.
 - CITY OF VENICE STAFF SHALL BE PRESENT FOR TAPPING OF CITY WATER MAINS.
 - ELECTRICAL, GAS AND IT (COMMUNICATION) CONDUIT DETAIL BY MEFP. VERTICAL AND HORIZONTAL ALIGNMENTS SHOWN FOR COORDINATION PURPOSES ONLY.

NOTE: AS-BUILT INFORMATION IS SHOWN IN BRACKETS ()
 NOTE: AS-BUILT INFORMATION PROVIDED BY CONTRACTOR IS SHOWN IN PARENTHESES ()

AS-BUILT DRAWING

CROSS SURVEYING, L.L.C.
 CERTIFICATE OF AUTHORIZATION LB 0007977
 3011 14th Street, Suite 100, Bradenton, Florida 34203
 (813) 749-8241 (813) 749-8242 FAX

I HEREBY CERTIFY THAT THE AS-BUILT DRAWING OF THE WORKSHOWN WAS PREPARED BY ME OR UNDER MY CLOSE PERSONAL SUPERVISION AND TO THE BEST OF MY KNOWLEDGE AND BELIEF IT ACCURATELY REPRESENTS THE ACTUAL CONDITIONS OF THE PROJECT AS SHOWN ON THE DRAWING. I AM A LICENSED PROFESSIONAL SURVEYOR IN THE STATE OF FLORIDA AND I AM REGISTERED UNDER THE PROFESSIONAL SEAL OF THE BOARD OF PROFESSIONAL SURVEYORS.
 DATE OF CERTIFICATION: 02-25-2020
 NAME OF FIELD SURVEYOR: [Signature]
 LICENSE NUMBER: 4649

RECORD DRAWING

smh

Sarasota County Public Hospital District
 2608 Laurel Road
 Nokomis, FL 34275
 90 Bed New Hospital

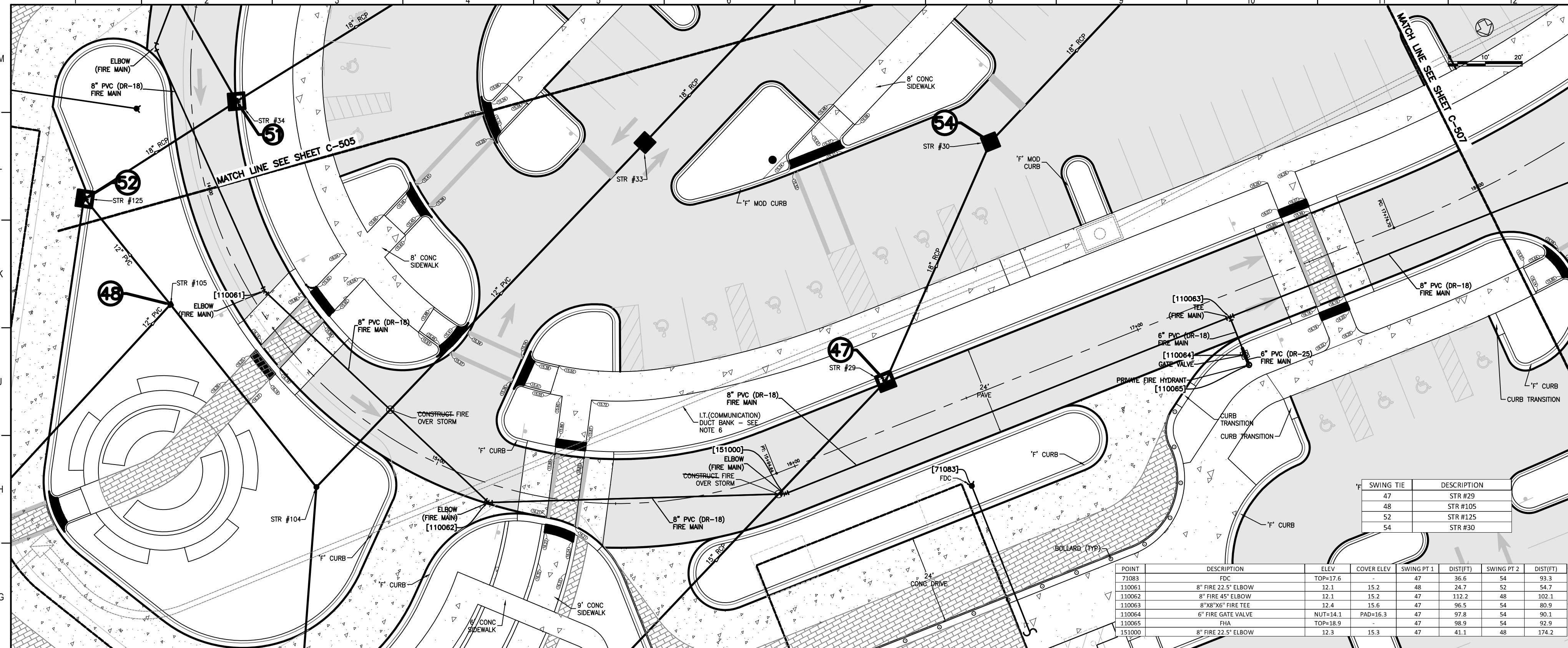
ASCA# 232980161-101-1

CONSTRUCTION DOCUMENTS

DATE: 04/02/2019	STATUS: STANTEC
PROJECT NUMBER: 18122-00	DESIGNED BY: STANTEC

C-505 - DRIVEWAY A (STA 10+00 - 14+00)

Sheet No: **C-505** of **2**



Flad Architects
 Flad & Associates of Florida, Inc.
 AEC000058
 2202 N. Westshore Blvd., Ste. 125
 Tampa, FL 33607
 Tel: 813-333-6912
 www.flad.com

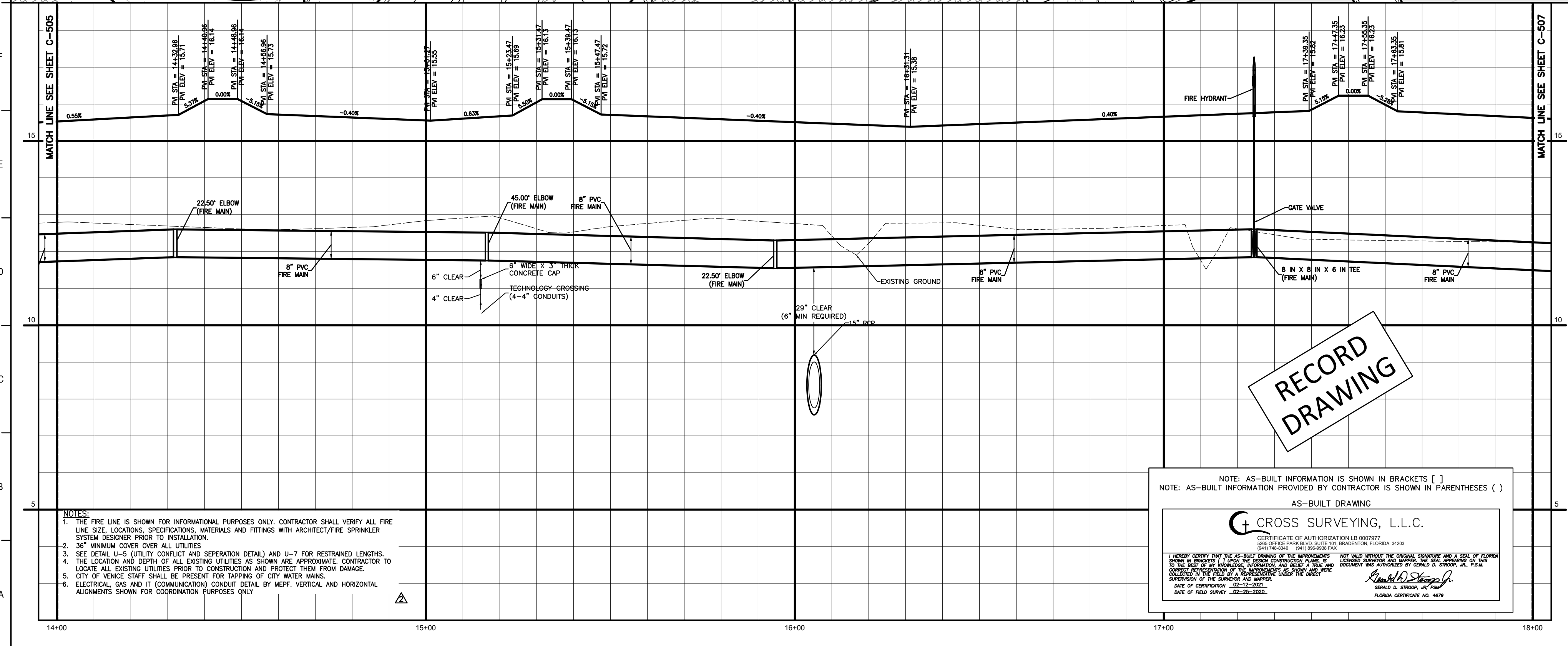
Flad Structural Engineers
 Flad & Associates, Inc.
 27676
 644 Science Drive
 Madison, WI 53711
 Tel: 608-238-2951
 Fax: 608-238-6727
 www.flad.com

AEI Affiliated Engineers
 LICENSE # CA 0148
 Affiliated Engineers SE, Inc.
 777 S Harbour Island Blvd. #450
 Tampa, FL 33602
 Tel: (813) 405-3800

Stantec
 LICENSE # 75477
 STANTEC CONSULTING SERVICES
 6500 Professional Parkway East
 Sarasota, FL 34240
 Tel: (941) 907-6500

SWING TIE	DESCRIPTION
47	STR #125
48	STR #105
52	STR #125
54	STR #30

POINT	DESCRIPTION	ELEV	COVER ELEV	SWING PT 1	DISTFT	SWING PT 2	DISTFT
71003	FOC	TOP=17.6	47	36.6	54	99.3	
110063	8" FIRE 22.5" ELBOW	12.1	15.2	48	24.7	52	54.7
110062	8" FIRE 45" ELBOW	12.1	15.2	47	112.2	49	102.3
110063	8" FIRE 90" FIRE TEE	12.4	15.6	47	106.5	54	89.9
110064	6" FIRE GATE VALVE	NOT=14.1	PAO=16.3	47	97.8	54	90.1
110065	FOC	TOP=18.9	47	98.9	54	92.9	
151000	8" FIRE 22.5" ELBOW	12.3	15.3	47	41.1	48	174.2



- NOTES:**
1. THE FIRE LINE IS SHOWN FOR INFORMATIONAL PURPOSES ONLY. CONTRACTOR SHALL VERIFY ALL FIRE LINE SIZE, LOCATIONS, SPECIFICATIONS, MATERIALS AND FITTINGS WITH ARCHITECT/FIRE SPRINKLER SYSTEM DESIGNER PRIOR TO INSTALLATION.
 2. 36" MINIMUM COVER OVER ALL UTILITIES
 3. SEE DETAIL U-5 (UTILITY CONFLICT AND SEPARATION DETAIL) AND U-7 FOR RESTRAINED LENGTHS.
 4. THE LOCATION AND DEPTH OF ALL EXISTING UTILITIES AS SHOWN ARE APPROXIMATE. CONTRACTOR TO LOCATE ALL EXISTING UTILITIES PRIOR TO CONSTRUCTION AND PROTECT THEM FROM DAMAGE.
 5. CITY OF VENICE STAFF SHALL BE PRESENT FOR TAPPING OF CITY WATER MAINS.
 6. ELECTRICAL, GAS AND IT (COMMUNICATION) CONDUIT DETAIL BY MEFP. VERTICAL AND HORIZONTAL ALIGNMENTS SHOWN FOR COORDINATION PURPOSES ONLY.

RECORD DRAWING

NOTE: AS-BUILT INFORMATION IS SHOWN IN BRACKETS []
 NOTE: AS-BUILT INFORMATION PROVIDED BY CONTRACTOR IS SHOWN IN PARENTHESES ()

AS-BUILT DRAWING

CROSS SURVEYING, L.L.C.
 CERTIFICATE OF AUTHORIZATION LB 0007977
 2015 OFFICE OF PROFESSIONAL REGULATION
 1041 11th Street, Suite 100, Bradenton, Florida 34203
 DATE OF EXPIRATION: 02-12-2021
 DATE OF FIELD SURVEY: 02-25-2020

smh

Sarasota County Public Hospital District
 2505 Leardi Road
 Nokomis, FL 34275
90 Bed New Hospital

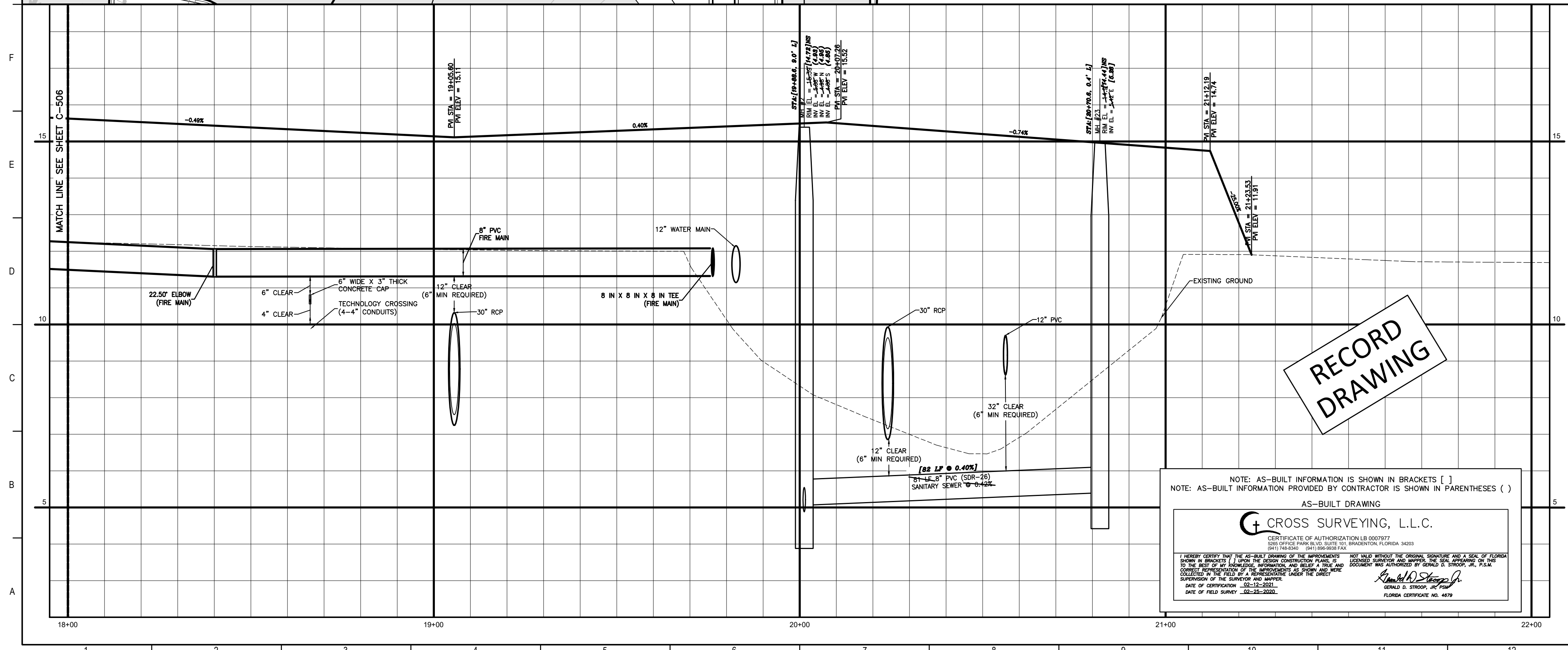
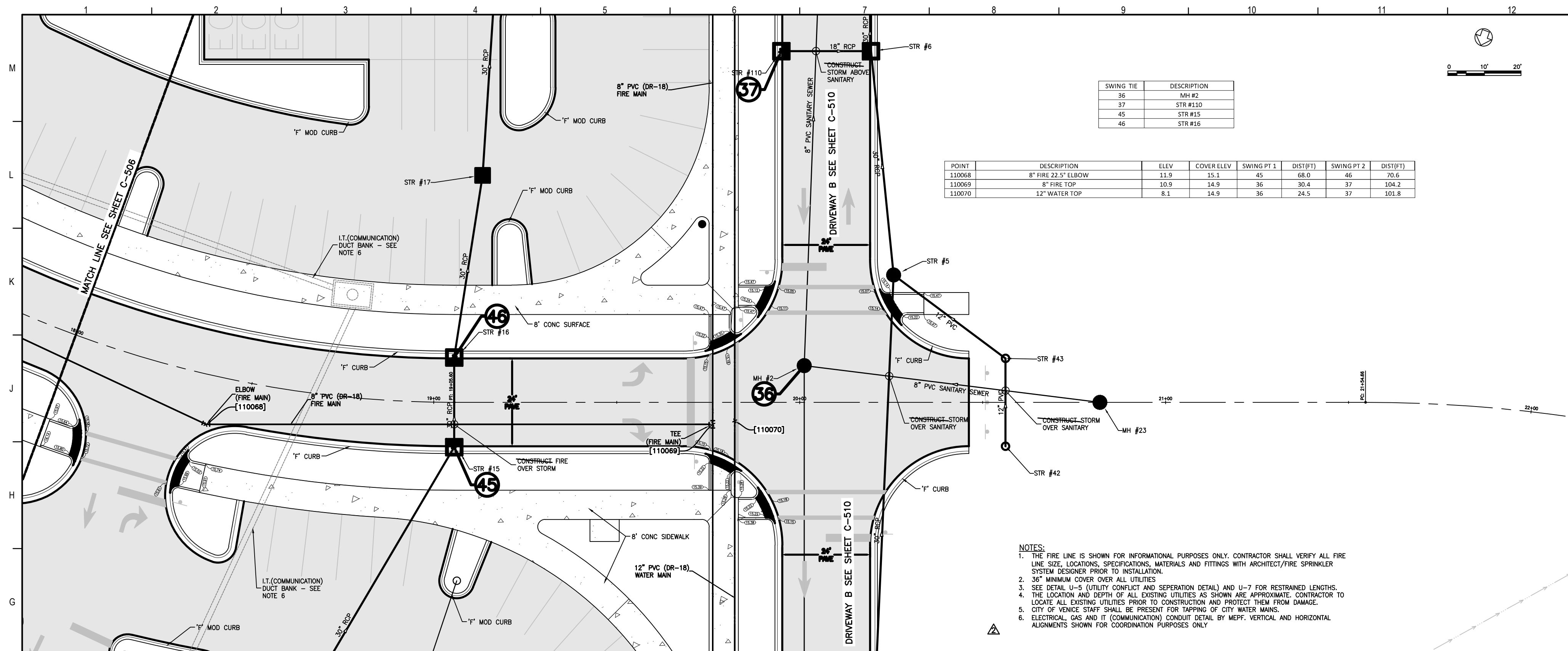
AWCA #: 232396161-101-1

CONSTRUCTION DOCUMENTS

DATE: 07/2019
 DRAWN BY: STANTEC
 CHECKED BY: STANTEC
 DATE: 08/12/20

DRIVEWAY A (STA 14+00 - 18+00)

C-506 **2**



RECORD DRAWING

NOTE: AS-BUILT INFORMATION IS SHOWN IN BRACKETS []
 NOTE: AS-BUILT INFORMATION PROVIDED BY CONTRACTOR IS SHOWN IN PARENTHESES ()

AS-BUILT DRAWING

CROSS SURVEYING, L.L.C.
 CERTIFICATE OF AUTHORIZATION LB 000777
 2011 LICENSE #1804058020 TO WASHINGTON, FLORIDA 34030

I HEREBY CERTIFY THAT THE ABOVE DRAWING IS THE PROPERTY OF CROSS SURVEYING, L.L.C. AND IS NOT TO BE REPRODUCED OR TRANSMITTED IN ANY FORM OR BY ANY MEANS, ELECTRONIC OR MECHANICAL, INCLUDING PHOTOCOPYING, RECORDING, OR BY ANY INFORMATION STORAGE AND RETRIEVAL SYSTEM, WITHOUT THE WRITTEN PERMISSION OF CROSS SURVEYING, L.L.C. ANY UNAUTHORIZED REPRODUCTION OR TRANSMISSION OF THIS DRAWING IS STRICTLY PROHIBITED AND WILL BE PROSECUTED TO THE FULL EXTENT OF THE LAW.

DATE OF CONSTRUCTION: 02-11-2020
 DATE OF FIELD SURVEY: 02-20-2020

FLORIDA CERTIFICATE NO. 4679

Flad Architects
 Flad & Associates of Florida, Inc.
 AAC200058
 2323 N. Westshore Blvd., Ste. 125
 Tampa, FL 33607
 Tel: 813-400-9512
 www.flad.com

Flad Structural Engineers
 Flad & Associates, Inc.
 27578
 644 Science Drive
 Madison, WI 53711
 Tel: 608-238-2661
 Fax: 608-238-6727
 www.flad.com

AEI Affiliated Engineers
 LICENSE # CA 5146
 Affiliated Engineers SE, Inc.
 777 S Harbour Island Blvd. #450
 Tampa, FL 33602
 Tel: (813) 405-3800

Stantec
 LICENSE # 75477
 STANTEC CONSULTING SERVICES
 6500 Professional Parkway East
 Sarasota, FL 34230
 Tel: (941) 907-6500

Stamp & Approval

Project Key Plan

DATE	DESCRIPTION
18/02/20	ISSUED FOR PERMIT
18/02/20	ISSUED FOR CONSTRUCTION
18/02/20	ISSUED FOR RECORD

smh

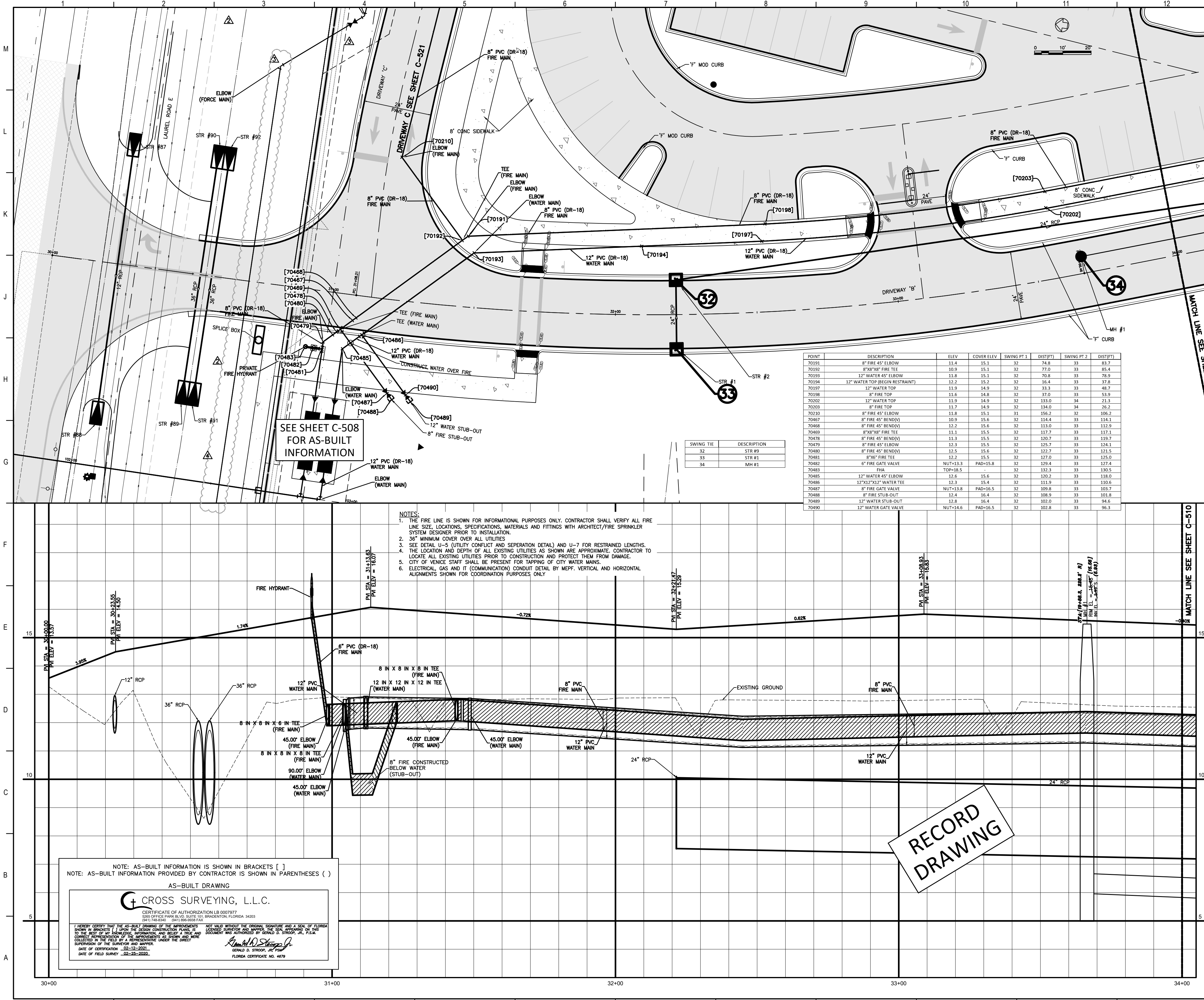
Sarasota County Public Hospital District
 2600 Laurel Road
 Nokomis, FL 34725
 90 Bed New Hospital

AHCA #: 232366161-101-1
 CONSTRUCTION DOCUMENTS

DATE: 02/24/2019
 DRAWN BY: STANTEC
 CHECKED BY: STANTEC
 PROJECT NO: 18122-00

DRIVEWAY A (STA 18+00 - 21+00)
 SHEET NO: 2

PROJECT NO: C-507



POINT	DESCRIPTION	ELEV.	COVER ELEV.	SWING #1	DEPTH	SWING #2	DEPTH
70191	8" FIRE 45° ELBOW	11.4	15.1	32	74.8	33	83.7
70192	8" FIRE 45° ELBOW	10.9	15.1	32	77.0	33	85.4
70193	12" WATER 45° ELBOW	11.8	15.1	32	70.8	33	79.9
70194	12" WATER TOP (REGUL RESTRAINT)	12.2	15.2	32	16.4	33	17.8
70197	12" WATER TOP	11.9	14.9	32	13.3	33	48.7
70198	8" FIRE TOP	11.6	14.8	32	17.0	33	53.9
70200	12" WATER TOP	11.9	14.9	32	133.0	34	21.3
70203	8" FIRE TOP	11.7	14.9	32	134.0	34	26.2
70210	8" FIRE 45° ELBOW	11.8	15.1	31	156.2	32	108.2
70487	8" FIRE 45° BEND	10.9	15.0	32	114.4	33	114.1
70488	8" FIRE 45° BEND	12.2	15.6	32	113.0	33	113.0
70489	8" FIRE 45° ELBOW	11.1	15.5	32	117.7	33	117.1
70479	8" FIRE 45° BEND	11.3	15.5	32	120.3	33	120.7
70479	8" FIRE 45° ELBOW	12.3	15.5	32	115.7	33	124.1
70480	8" FIRE 45° BEND	12.5	15.6	32	122.7	33	121.5
70481	8" FIRE 45° ELBOW	12.2	15.5	32	127.0	33	125.0
70482	6" FIRE GATE VALVE	MUT-13.3	PAD-15.8	32	129.4	33	127.4
70483	FIRE	TOP-8.5		32	132.5	33	130.5
70485	12" WATER 45° ELBOW	12.6	15.6	32	130.2	33	138.0
70486	12" WATER 45° ELBOW	12.3	15.4	32	115.0	33	126.0
70487	8" FIRE GATE VALVE	MUT-13.8	PAD-15.5	32	109.8	33	103.7
70488	8" FIRE STUB-OUT	12.4	16.4	32	108.0	33	101.8
70489	12" WATER STUB-OUT	12.8	16.4	32	102.0	33	96.8
70490	12" WATER GATE VALVE	MUT-14.6	PAD-16.5	32	101.8	33	98.3

- NOTES:
1. THE FIRE LINE IS SHOWN FOR INFORMATIONAL PURPOSES ONLY. CONTRACTOR SHALL VERIFY ALL FIRE LINE SIZE, LOCATIONS, SPECIFICATIONS, MATERIALS AND FITTINGS WITH ARCHITECT/FIRE SPRINKLER SYSTEM DESIGNER PRIOR TO INSTALLATION.
 2. 36" MINIMUM COVER OVER ALL UTILITIES.
 3. SEE DETAIL L-5 (UTILITY CONDUIT AND SEPARATION DETAIL) AND L-7 FOR RESTRAINED LENGTHS.
 4. THE LOCATION AND DEPTH OF ALL EXISTING UTILITIES AS SHOWN ARE APPROXIMATE. CONTRACTOR TO LOCATE ALL EXISTING UTILITIES PRIOR TO CONSTRUCTION AND PROTECT THEM FROM DAMAGE.
 5. CITY OF VENICE STAFF SHALL BE PRESENT FOR TAPPING OF CITY WATER MAINS.
 6. ELECTRICAL, GAS AND IT (COMMUNICATION) CONDUIT DETAIL BY MEFP. VERTICAL AND HORIZONTAL ALIGNMENTS SHOWN FOR COORDINATION PURPOSES ONLY.

NOTE: AS-BUILT INFORMATION IS SHOWN IN BRACKETS []
 NOTE: AS-BUILT INFORMATION PROVIDED BY CONTRACTOR IS SHOWN IN PARENTHESES ()

AS-BUILT DRAWING

CROSS SURVEYING, L.L.C.
 CERTIFICATE OF AUTHORIZATION LB 000797
 1001 W. UNIVERSITY BLVD., SUITE 100, VENICE, FLORIDA 33596

I HEREBY CERTIFY THAT THE AS-BUILT INFORMATION IS TRUE AND CORRECT AND THAT I AM A LICENSED SURVEYOR IN THE STATE OF FLORIDA. I HAVE REVIEWED THE ORIGINAL SURVEY AND A SIGN OF FLORIDA UNDER NO. 1001 W. UNIVERSITY BLVD., SUITE 100, VENICE, FLORIDA 33596. I HAVE REVIEWED THE ORIGINAL SURVEY AND A SIGN OF FLORIDA UNDER NO. 1001 W. UNIVERSITY BLVD., SUITE 100, VENICE, FLORIDA 33596. I HAVE REVIEWED THE ORIGINAL SURVEY AND A SIGN OF FLORIDA UNDER NO. 1001 W. UNIVERSITY BLVD., SUITE 100, VENICE, FLORIDA 33596.

DATE OF SURVEY: 02-23-2022

Flad Architects
 Flad & Associates of Florida, Inc.
 LICENSE # CA 5146
 2202 N. Westshore Blvd., Ste. 125
 Tampa, FL 33607
 Tel: 813-430-6612
 www.flad.com

Flad Structural Engineers
 Flad & Associates, Inc.
 LICENSE # CE 5171
 644 Science Drive
 Madison, WI 53711
 Tel: 608-238-2661
 Fax: 608-238-6727
 www.flad.com

Affiliated Engineers
 Affiliated Engineers SE, Inc.
 LICENSE # CA 5146
 2775 Harbour Island Blvd. #450
 Tampa, FL 33602
 Tel: (813) 405-3800

Stantec
 LICENSE # 75477
 STANTEC CONSULTING SERVICES
 6900 Professional Parkway East
 Sarasota, FL 34240
 Tel: (941) 907-6900

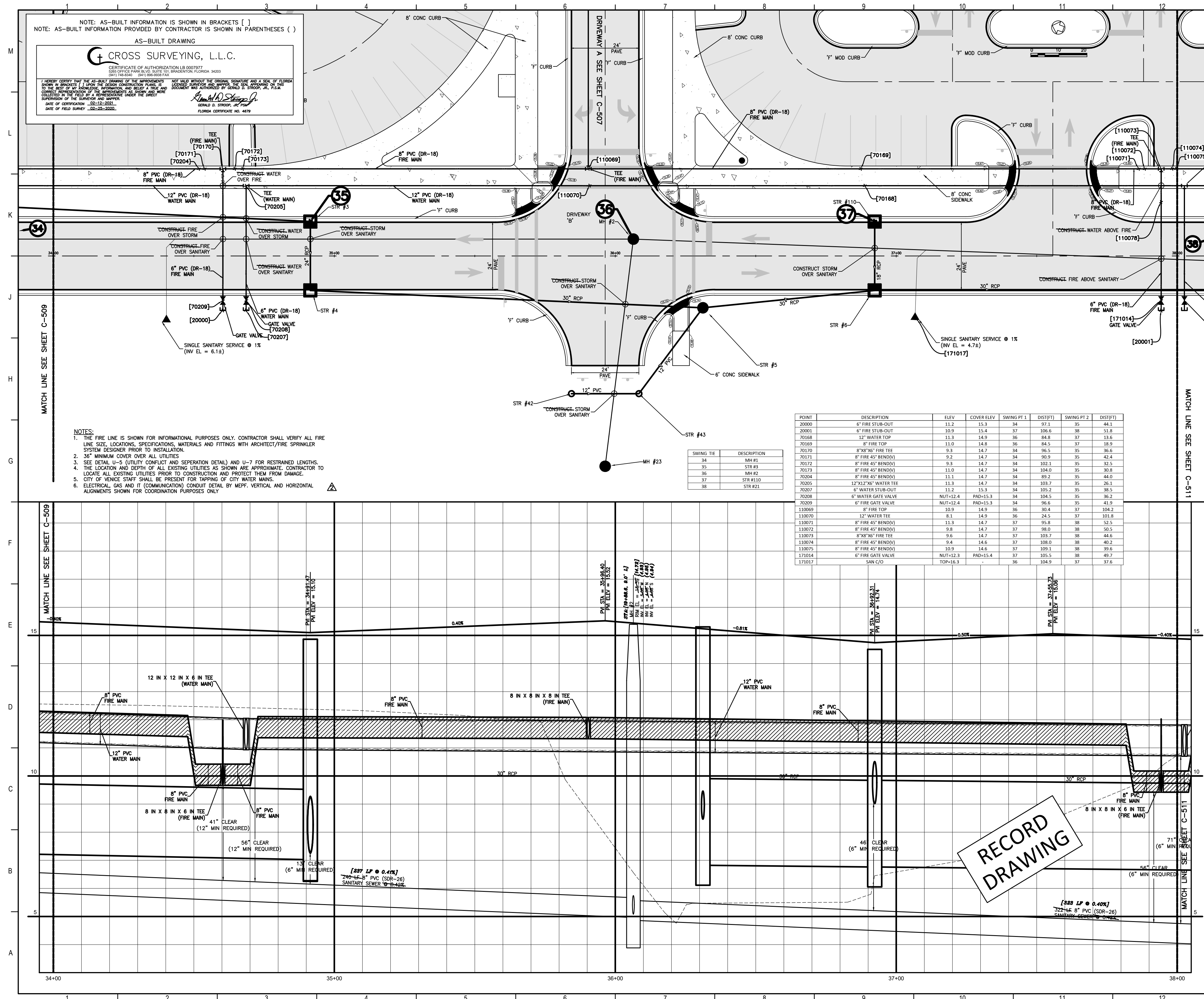
smh

Sarasota County Public Hospital District
 2600 Laurel Road
 Nokomis, FL 34275
 90 Bed New Hospital

PROJECT: 2323980161-101-1
 CONSTRUCTION DOCUMENTS
 DATE: 4/24/2019
 DRAWN BY: STANTEC
 CHECKED BY: STANTEC

DRIVEWAY B (STA 30+00 - 34+00)

Sheet No: **C-509** of 4



NOTE: AS-BUILT INFORMATION IS SHOWN IN BRACKETS []
 NOTE: AS-BUILT INFORMATION PROVIDED BY CONTRACTOR IS SHOWN IN PARENTHESES ()

CROSS SURVEYING, L.L.C.

CERTIFICATE OF AUTHORIZATION LB 0207073
 2075 OFFICE PARK BLVD, SUITE 100, BRADENTON, FLORIDA 34203
 (941) 766-8224 FAX (941) 766-8224

DATE OF FIELD SURVEY: 03-23-2022

- NOTES:**
1. THE FIRE LINE IS SHOWN FOR INFORMATIONAL PURPOSES ONLY. CONTRACTOR SHALL VERIFY ALL FIRE LINE SIZE, LOCATIONS, SPECIFICATIONS, MATERIALS AND FITTINGS WITH ARCHITECT/FIRE SPRINKLER SYSTEM DESIGNER PRIOR TO INSTALLATION.
 2. 36" MINIMUM COVER OVER ALL UTILITIES.
 3. SEE DETAIL U-5 (UTILITY CONFLICT AND SEPARATION DETAIL) AND U-7 FOR RESTRAINED LENGTHS.
 4. THE LOCATION AND DEPTH OF ALL EXISTING UTILITIES AS SHOWN ARE APPROXIMATE. CONTRACTOR TO LOCATE ALL EXISTING UTILITIES PRIOR TO CONSTRUCTION AND PROTECT THEM FROM DAMAGE.
 5. CITY OF VENUE STAFF SHALL BE PRESENT FOR TAPPING OF CITY WATER MAINS.
 6. ELECTRICAL, GAS AND IT (COMMUNICATION) CONDUIT DETAIL BY MEFP. VERTICAL AND HORIZONTAL ALIGNMENTS SHOWN FOR COORDINATION PURPOSES ONLY.

POINT	DESCRIPTION	ELEV	COVER ELEV	SWING PT 1	DIS/PT1	SWING PT 2	DIS/PT2
20000	6" FIRE SUB-OUT	11.2	13.4	34	27.1	35	44.1
20001	6" FIRE SUB-OUT	10.9	13.4	37	106.6	38	51.8
20166	12" WATER TOP	11.3	14.9	36	84.8	37	13.6
20169	8" FIRE TOP	11.0	14.8	36	34.5	37	13.8
20170	8"x8" FIRE TEE	9.3	14.7	34	96.5	35	36.6
20171	8" FIRE 45° BEND	9.2	14.7	34	300.9	35	43.4
20172	8" FIRE 45° BEND	9.3	14.7	34	102.1	35	32.5
20173	8" FIRE 45° BEND	11.0	14.7	34	104.0	35	30.8
20204	8" FIRE 45° BEND	11.1	14.7	34	29.2	35	44.0
20205	12"x12" WATER TEE	11.3	14.7	34	103.7	35	26.1
20207	6" WATER SUB-OUT	11.2	15.3	34	105.2	35	36.5
20208	6" WATER GATE VALVE	NUT-12.4	PAID-15.3	34	104.5	35	35.2
20209	6" FIRE GATE VALVE	NUT-12.4	PAID-15.3	34	96.6	35	41.9
110069	8" FIRE TOP	10.9	14.9	36	30.4	37	104.2
110070	12" WATER TEE	8.1	14.9	36	24.5	37	101.8
110071	8" FIRE 45° BEND	11.3	14.7	37	55.8	38	52.5
110072	8" FIRE 45° BEND	9.6	14.7	37	29.9	38	50.5
110073	8"x8" FIRE TEE	9.6	14.7	37	103.7	38	44.6
110074	8" FIRE 45° BEND	9.4	14.6	37	110.0	38	44.2
110075	8" FIRE 45° BEND	10.9	14.6	37	109.1	38	39.6
1171014	6" FIRE GATE VALVE	NUT-12.3	PAID-15.4	37	105.5	38	49.7
1171017	SAN/C/O	TOP-16.9		36	104.9	37	37.6

SWING TIE	DESCRIPTION
34	MH #1
35	MH #3
36	MH #2
37	STR #10
38	STR #21

Flad Architects
 Flad & Associates of Florida, Inc.
 A42000658
 2202 N. Westshore Blvd., Ste. 125
 Tampa, FL 33607
 Tel: 813-233-6912
 www.flad.com

Flad Structural Engineers
 Flad & Associates, Inc.
 27676
 644 Science Drive
 Madison, WI 53711
 Tel: 608-238-2951
 Fax: 608-238-6727
 www.flad.com

AEI Affiliated Engineers
 LICENSE # CA 5148
 Affiliated Engineers SE, Inc.
 777 S Harbour Island Blvd. #450
 Tampa, FL 33602
 Tel: (813) 405-3800

Stantec
 LICENSE # 75477
 STANTEC CONSULTING SERVICES
 6500 Professional Parkway East
 Sarasota, FL 34240
 Tel: (941) 507-6500

Project Key Plan

smh
Sarasota County Public Hospital District
 3500 Leardi Road
 Nokomis, FL 34275
90 Bed New Hospital

AHCA #: 232390161-101-1

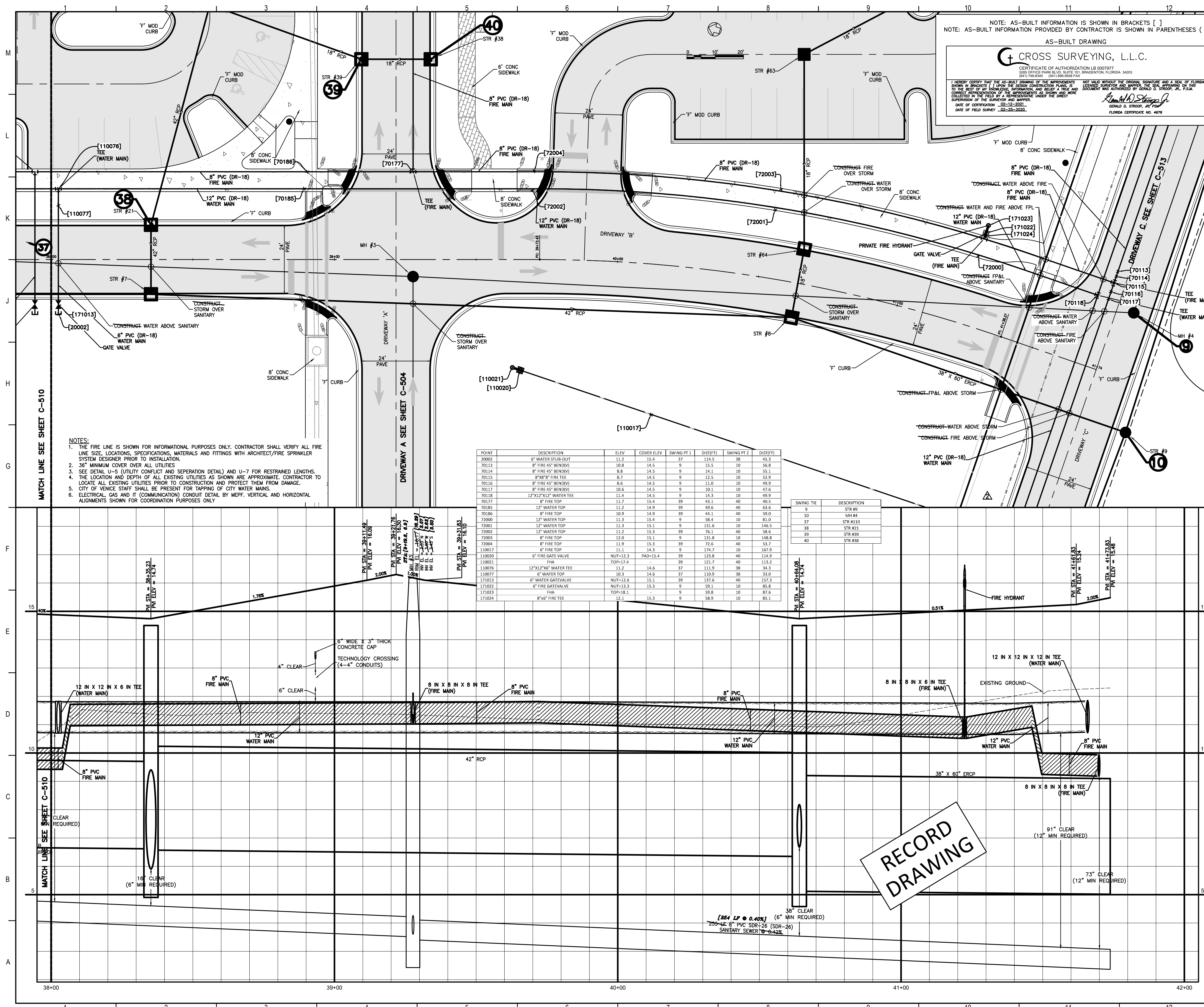
CONSTRUCTION DOCUMENTS

DATE: 07/2019	STATUS: STANTEC
PROJECT NUMBER: 18122-00	STATUS: STANTEC

DRIVEWAY B (STA 34+00 - 38+00)

C-510 **2**

RECORD DRAWING



NOTE: AS-BUILT INFORMATION IS SHOWN IN BRACKETS []
 NOTE: AS-BUILT INFORMATION PROVIDED BY CONTRACTOR IS SHOWN IN PARENTHESES ()

AS-BUILT DRAWING

CROSS SURVEYING, L.L.C.

CROSS SURVEYING, L.L.C.
 1305 OFFICE PARK BLVD, SUITE 301, BRADENTON, FLORIDA 34303
 407.755.1111
 www.crosssurveying.com

DATE OF FIELD SURVEY: 02-12-2011
 DATE OF CALCULATION: 02-23-2011

- NOTES:
1. THE FIRE LINE IS SHOWN FOR INFORMATIONAL PURPOSES ONLY. CONTRACTOR SHALL VERIFY ALL FIRE LINE SIZE, LOCATIONS, SPECIFICATIONS, MATERIALS AND FITTINGS WITH ARCHITECT/FIRE SPRINKLER SYSTEM DESIGNER PRIOR TO INSTALLATION.
 2. 36" MINIMUM COVER OVER ALL UTILITIES
 3. SEE DETAIL U-5 (UTILITY CONDUIT AND SEPARATION DETAIL) AND U-7 FOR RESTRAINED LENGTHS.
 4. THE LOCATION AND DEPTH OF ALL EXISTING UTILITIES AS SHOWN ARE APPROXIMATE. CONTRACTOR TO LOCATE ALL EXISTING UTILITIES PRIOR TO CONSTRUCTION AND PROTECT THEM FROM DAMAGE. CITY OF VENICE STAFF SHALL BE PRESENT FOR TAPPING OF CITY WATER MAINS.
 5. ELECTRICAL, GAS AND IT (COMMUNICATION) CONDUIT DETAIL BY MEFF. VERTICAL AND HORIZONTAL ALIGNMENTS SHOWN FOR COORDINATION PURPOSES ONLY.

POINT	DESCRIPTION	ELEV	COVER ELEV	SWING PT 1	DIST1(F)	SWING PT 2	DIST2(F)
20000	8" WATER SERVICE	11.2	15.4	37	154.5	38	45.3
20013	8" FIRE 40" BEND	108.8	14.5	9	15.5	10	16.8
20104	8" FIRE 40" BEND	8.8	14.5	9	14.1	10	15.2
20115	8" FIRE 40" BEND	8.7	14.5	9	12.5	10	13.2
20188	8" FIRE 40" BEND	8.6	14.5	9	11.0	10	11.9
20117	8" FIRE 40" BEND	10.6	14.5	9	10.1	10	10.4
20126	12" 12" 12" WATER TEE	11.4	14.5	9	14.3	10	15.9
20127	8" FIRE TOP	11.7	15.4	39	49.1	40	49.2
20185	12" WATER TOP	11.2	14.9	39	49.6	40	53.6
20186	8" FIRE TOP	10.9	14.9	39	44.1	40	50.6
20001	12" WATER TOP	11.3	15.4	9	38.4	10	81.0
20002	12" WATER TOP	11.3	15.1	9	116.6	10	165.5
20003	12" WATER TOP	11.2	15.3	39	76.1	40	168.4
20004	8" FIRE TOP	12.0	15.1	9	131.8	10	148.4
20005	8" FIRE TOP	11.9	15.3	39	27.6	40	137.1
110017	8" FIRE TOP	11.1	14.3	9	174.7	10	187.9
110009	6" FIRE GATE VALVE	NUT-113.3	NAD-115.4	39	123.8	40	114.5
110011	FHA	TOP-12.4	-	39	121.7	40	113.3
110016	12" 12" 12" WATER TEE	11.3	14.6	37	111.9	38	34.3
110079	6" WATER TOP	10.3	14.6	37	110.9	38	31.0
171013	6" WATER GATE VALVE	NUT-122.6	15.1	39	131.6	40	137.3
171012	6" FIRE GATE VALVE	NUT-113.8	15.3	9	59.1	10	80.4
171019	FHA	TOP-18.1	-	9	50.8	10	87.6
171024	6" FIRE TEE	12.1	15.3	9	58.5	10	81.1

SWING TEE	DESCRIPTION
3	STR #3
10	STR #10
17	STR #17
38	STR #38
39	STR #39
40	STR #40

Flad Architects
 Flad & Associates of Florida, Inc.
 AAC000008
 2202 N. Westshore Blvd., Ste. 128
 Tampa, FL 33607
 Tel: 813.330.4012
 www.flad.com

Flad Structural Engineers
 Flad & Associates, Inc.
 27676
 544 Science Drive
 Madison, WI 53711
 Tel: 608.238.2661
 Fax: 608.238.4727
 www.flad.com

Affiliated Engineers
 LICENSE # CA 5149
 Affiliated Engineers SE, Inc.
 777 S Harbour Island Blvd. #450
 Tampa, FL 33602
 Tel: (813) 455-3800

Stantec
 LICENSE # 15477
 STANTEC CONSULTING SERVICES
 6900 Professional Parkway East
 Sarasota, FL 34240
 Tel: (941) 507-6900

smh

Sarasota County Public Hospital District
 2600 Laurel Road
 Nokomis, FL 34705
 90 Bed New Hospital

AHCA # 23(2880161)-101-1

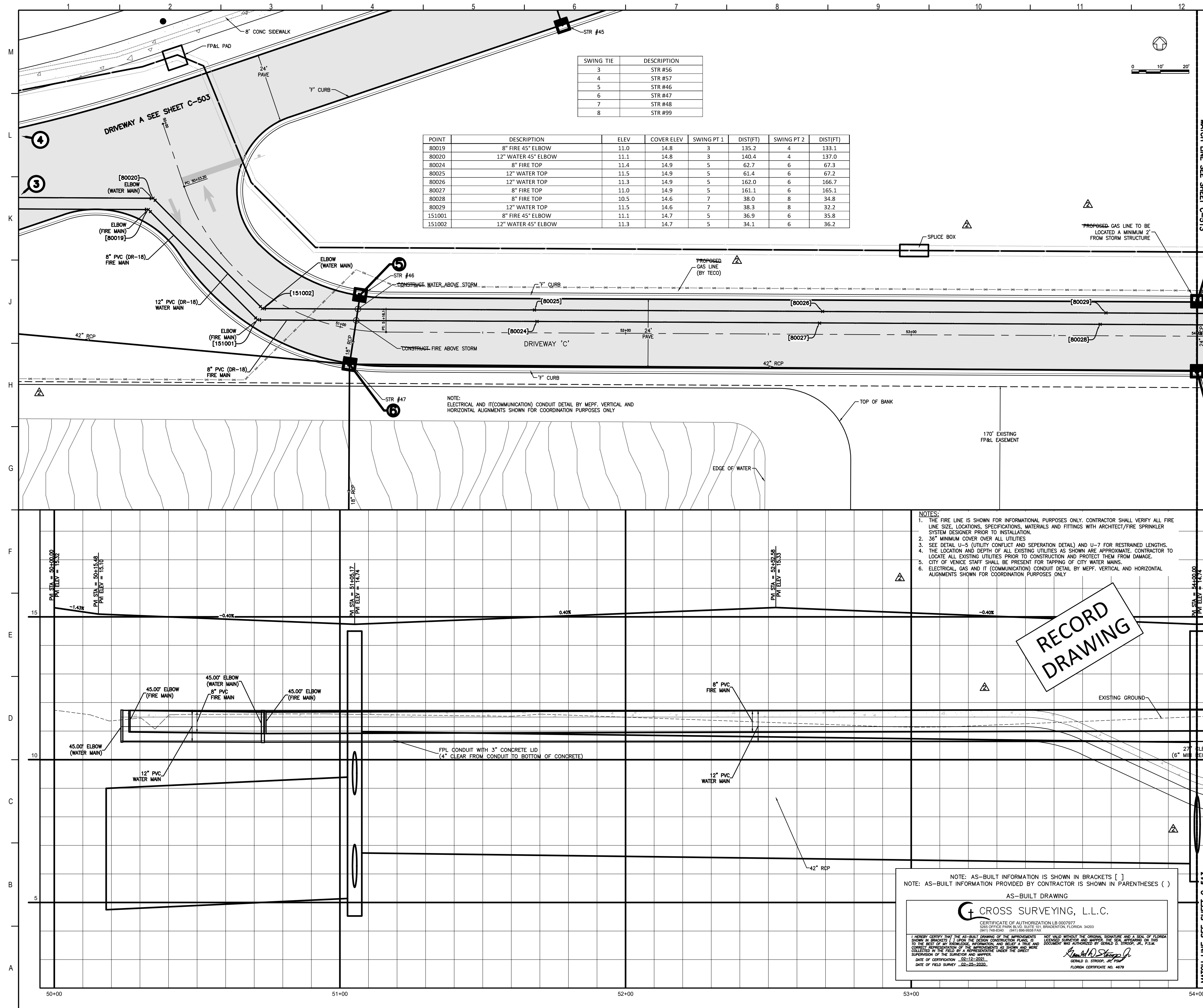
CONSTRUCTION DOCUMENTS

Date: 10/24/2019
 Drawn by: STANTEC
 Checked by: STANTEC
 181122.00

Sheet Title: **DRIVEWAY B (STA 38+00 - 42+00)**

Sheet Number: **C-511** of 2

RECORD DRAWING



- NOTES:**
1. THE FIRE LINE IS SHOWN FOR INFORMATIONAL PURPOSES ONLY. CONTRACTOR SHALL VERIFY ALL FIRE LINE SIZE, LOCATIONS, SPECIFICATIONS, MATERIALS AND FITTINGS WITH ARCHITECT/FIRE SPRINKLER SYSTEM DESIGNER PRIOR TO INSTALLATION.
 2. 36" MINIMUM COVER OVER ALL UTILITIES.
 3. SEE DETAIL U-3 (UTILITY CONFLICT AND SEPARATION DETAIL) AND U-7 FOR RESTRAINED LENGTHS.
 4. THE LOCATION AND DEPTH OF ALL EXISTING UTILITIES AS SHOWN ARE APPROXIMATE. CONTRACTOR TO LOCATE ALL EXISTING UTILITIES PRIOR TO CONSTRUCTION AND PROTECT THEM FROM DAMAGE.
 5. CITY OF VENICE STAFF SHALL BE PRESENT FOR TAPPING OF CITY WATER MAINS.
 6. ELECTRICAL, GAS AND IT (COMMUNICATION) CONDUIT DETAIL BY MEFF, VERTICAL AND HORIZONTAL ALIGNMENTS SHOWN FOR COORDINATION PURPOSES ONLY.

RECORD
DRAWING

NOTE: AS-BUILT INFORMATION IS SHOWN IN BRACKETS []
NOTE: AS-BUILT INFORMATION PROVIDED BY CONTRACTOR IS SHOWN IN PARENTHESES ()

AS-BUILT DRAWING

CROSS SURVEYING, L.L.C.

CERTIFICATE OF AUTHORIZATION LB 0007877
STATE OFFICE: TAMPA, FLORIDA
(813) 144-0241 (813) 986-9919 FAX

I HEREBY CERTIFY THAT THE AS-BUILT DRAWING OF THE ABOVE-ENTITLED PROJECT WAS PREPARED BY ME OR UNDER MY CLOSE PERSONAL SUPERVISION AND AS A RESULT THEREOF I AM A REGISTERED PROFESSIONAL ENGINEER IN THE STATE OF FLORIDA. I AM NOT PROVIDING ANY PROFESSIONAL ENGINEERING SERVICES TO ANY OTHER PARTY IN CONNECTION WITH THIS PROJECT. I AM NOT PROVIDING ANY PROFESSIONAL ENGINEERING SERVICES TO ANY OTHER PARTY IN CONNECTION WITH THIS PROJECT.

Richard D. Stapp
RICHARD D. STAPP, P.E.
FLORIDA CERTIFICATE NO. 4874

Flad Architects
Flad & Associates of Florida, Inc.
AEC000058
2202 N. Westshore Blvd., Ste. 125
Tampa, FL 33607
Tel: 813-333-6612
www.flad.com

Flad Structural Engineers
Flad & Associates, Inc.
27676
644 Science Drive
Madison, WI 53711
Tel: 608-238-2921
Fax: 608-238-6727
www.flad.com

AEI Affiliated Engineers
LICENSE # CA 0148
Affiliated Engineers SE, Inc.
777 S Harbour Island Blvd. #450
Tampa, FL 33602
Tel: (813) 405-3800

Stantec
LICENSE # 75477
STANTEC CONSULTING SERVICES
6500 Professional Parkway East
Sarasota, FL 34240
Tel: (941) 507-6500

smh

Sarasota County Public Hospital District
3500 LaSalle Road
Nokomis, FL 34275
90 Bed New Hospital

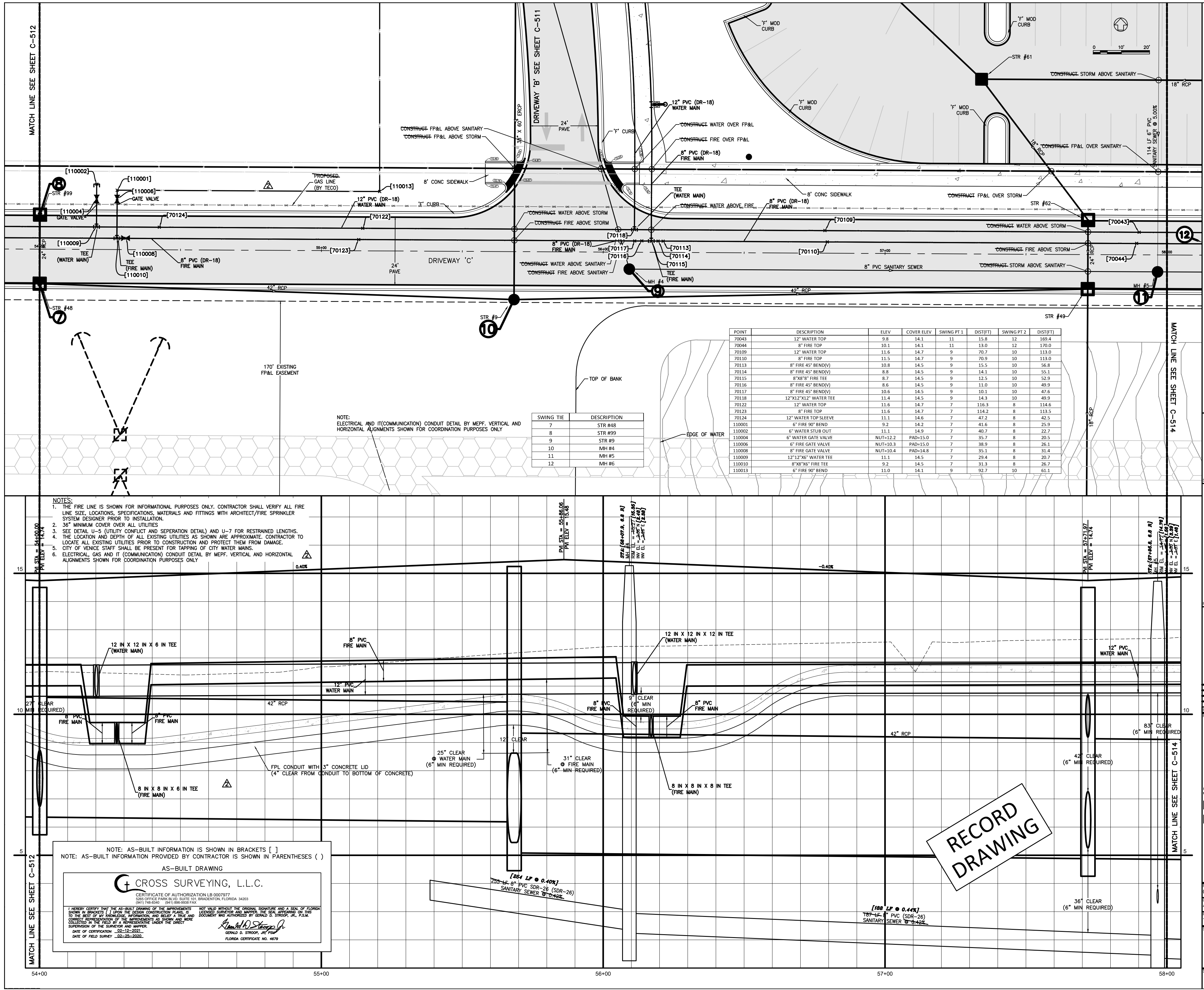
ANCA #: 232390161-101-1

CONSTRUCTION DOCUMENTS

DATE: 07/20/19	STATUS: STANTEC
DATE: 08/12/20	STATUS: STANTEC

DRIVEWAY C (STA 50+00 - 54+00)

C-512 **2**



POINT	DESCRIPTION	ELEV	COVER ELEV	SWING PT 1 (DIST)	SWING PT 2 (DIST)
70043	12" WATER TOP	9.8	14.1	11	15.8
70044	8" FIRE TOP	20.1	14.1	11	13.0
70109	12" WATER TOP	11.6	14.7	9	20.7
70110	8" FIRE TOP	11.5	14.7	9	20.9
70113	8" FIRE 45° BEND	10.8	14.5	9	15.5
70114	8" FIRE 45° BEND	8.8	14.5	9	14.1
70115	8" FIRE 45° BEND	8.7	14.5	9	12.5
70116	8" FIRE 45° BEND	8.6	14.5	9	11.0
70117	8" FIRE 45° BEND	10.6	14.5	9	10.1
70118	12" 90° WATER TEE	11.4	14.5	9	14.3
70122	12" WATER TOP	11.6	14.7	7	116.3
70123	8" FIRE TOP	11.6	14.7	7	114.2
70124	12" WATER TOP SLEEVE	11.1	14.6	7	47.2
110001	6" FIRE 90° BEND	9.2	14.2	7	41.6
110002	6" WATER THROUGH	11.1	14.9	7	49.7
110004	6" WATER GATE VALVE	NUT-12.2	PAID-15.0	7	35.7
110006	6" FIRE GATE VALVE	NUT-10.3	PAID-15.0	7	36.9
110008	6" FIRE GATE VALVE	NUT-10.4	PAID-14.8	7	35.3
110009	12" 90° WATER TEE	11.1	14.5	7	28.4
110010	6" FIRE 90° BEND	9.2	14.5	7	21.8
110013	6" FIRE 90° BEND	11.0	14.1	9	52.7

SWING TIE	DESCRIPTION
7	STR #48
8	STR #99
9	STR #4
10	MH #4
11	MH #5
12	MH #6

NOTE: ELECTRICAL AND (COMMUNICATION) CONDUIT DETAIL BY MEFP. VERTICAL AND HORIZONTAL ALIGNMENTS SHOWN FOR COORDINATION PURPOSES ONLY.

- NOTES:
1. THE FIRE LINE IS SHOWN FOR INFORMATIONAL PURPOSES ONLY. CONTRACTOR SHALL VERIFY ALL FIRE LINE SIZE, LOCATIONS, SPECIFICATIONS, MATERIALS AND FITTINGS WITH ARCHITECT/FIRE SPRINKLER SYSTEM DESIGNER PRIOR TO INSTALLATION.
 2. 36" MINIMUM COVER OVER ALL UTILITIES.
 3. SEE DETAIL U-5 (UTILITY CONFLICT AND SEPARATION DETAIL) AND U-7 FOR RESTRAINED LENGTHS.
 4. THE LOCATION AND DEPTHS OF ALL EXISTING UTILITIES AS SHOWN ARE APPROXIMATE. CONTRACTOR TO LOCATE ALL EXISTING UTILITIES PRIOR TO CONSTRUCTION AND PROTECT THEM FROM DAMAGE.
 5. CITY OF VENUE STAFF SHALL BE PRESENT FOR TAPPING OF CITY WATER MAIN.
 6. ELECTRICAL, GAS AND (COMMUNICATION) CONDUIT DETAIL BY MEFP. VERTICAL AND HORIZONTAL ALIGNMENTS SHOWN FOR COORDINATION PURPOSES ONLY.

NOTE: AS-BUILT INFORMATION IS SHOWN IN BRACKETS []
NOTE: AS-BUILT INFORMATION PROVIDED BY CONTRACTOR IS SHOWN IN PARENTHESES ()

AS-BUILT DRAWING

CROSS SURVEYING, L.L.C.

CERTIFICATE OF AUTHORIZATION LB 0007977
 CROSS SURVEYING, L.L.C. 10000 W. UNIVERSITY BLVD. SUITE 100
 TAMPA, FL 33613
 (813) 944-2244 (PH) (813) 944-2244 (FAX)

DATE OF CONSTRUCTION: 02-12-2020
 DATE OF THIS SURVEY: 02-25-2020

[Signature]
 SURVEYOR

RECORD DRAWING

Flad Architects
 Flad & Associates of Florida, Inc.
 AN 00000608
 2202 N. Westshore Blvd., Ste. 125
 Tampa, FL 33609
 Tel: 813-330-6612
 www.flad.com

Flad Structural Engineers
 Flad & Associates, Inc.
 27016
 644 Science Drive
 Madison, WI 53711
 Tel: 608-238-2861
 Fax: 608-238-8727
 www.flad.com

AEI Affiliated Engineers
 Affiliated Engineers SE, Inc.
 777 S. Harbour Island Blvd. #450
 Tampa, FL 33602
 Tel: (813) 405-3800

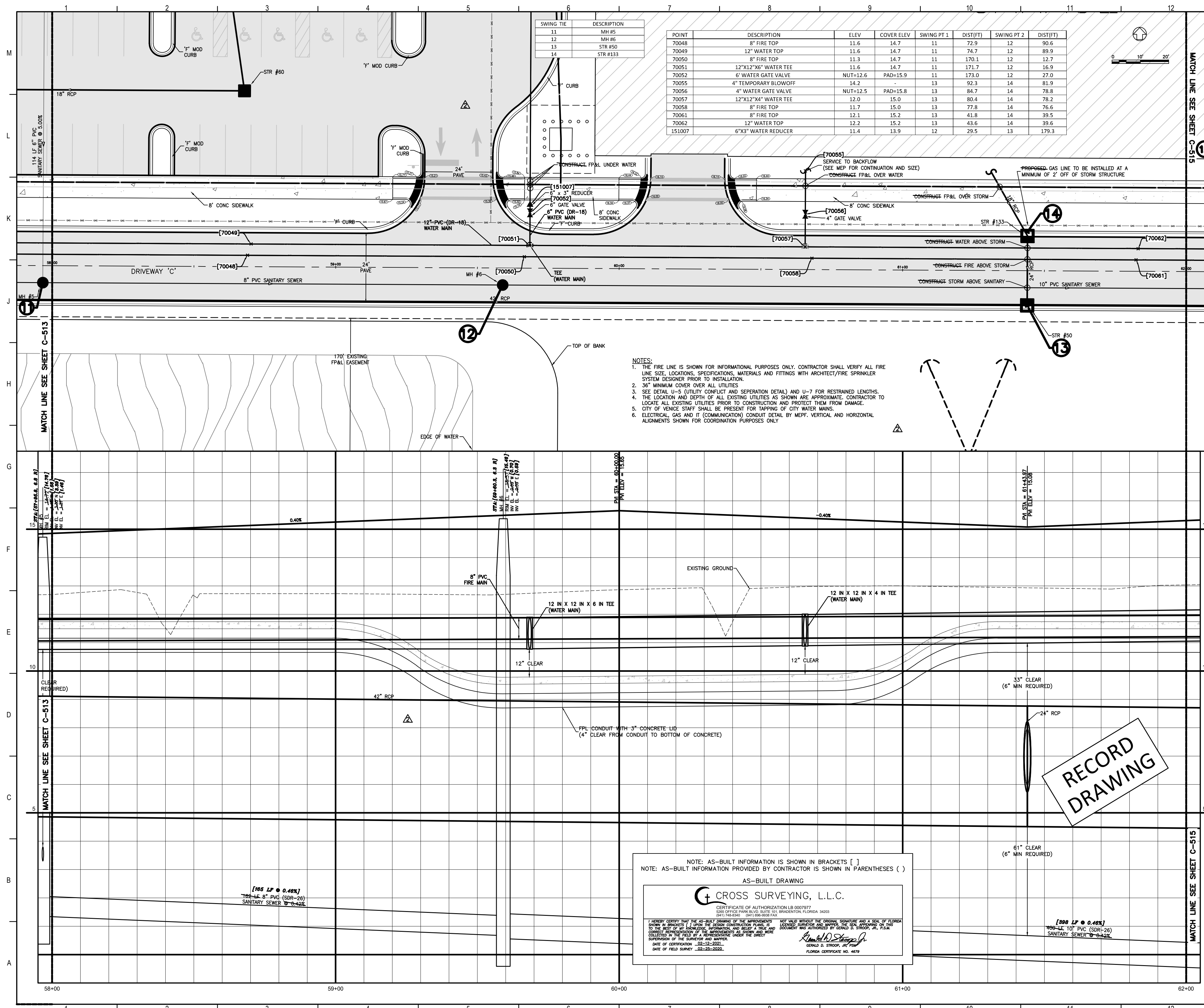
Stantec
 LICENSE # 75477
 STANTEC CONSULTING SERVICES
 6900 Professional Parkway East
 Sarasota, FL 34240
 Tel: (941) 907-6900

smh

Sarasota County Public Hospital District
 2600 Laurel Road
 Nokomis, FL 34275
 90 Bed New Hospital

AHEC # 232360161-101-1
 CONSTRUCTION DOCUMENTS

DRIVEWAY C (STA 54+00 - 58+00)



Flad Architects
 Flad & Associates of Florida, Inc.
 AEC2000569
 2202 N. Westshore Blvd., Ste. 125
 Tampa, FL 33607
 Tel: 813-635-6612
 www.flad.com

Flad Structural Engineers
 Flad & Associates, Inc.
 21076
 644 Science Drive
 Madison, WI 53711
 Tel: 608-238-2691
 Fax: 608-238-9727
 www.flad.com

AEI Affiliated Engineers
 LICENSE # CA 5140
 Affiliated Engineers SE, Inc.
 777 S Harbour Island Blvd #450
 Tampa, FL 33602
 Tel: (813) 435-3800

Stantec
 LICENSE # 75477
 STANTEC CONSULTING SERVICES
 6900 Professional Parkway East
 Sarasota, FL 34240
 Tel: (941) 907-6900

RECORD DRAWING

NOTE: AS-BUILT INFORMATION IS SHOWN IN BRACKETS []
 NOTE: AS-BUILT INFORMATION PROVIDED BY CONTRACTOR IS SHOWN IN PARENTHESES ()

AS-BUILT DRAWING

CROSS SURVEYING, L.L.C.
 CERTIFICATE OF AUTHORIZATION LB 0007977
 6200 CROSSING WILLOW BLVD SUITE 100 WILMINGTON, FLORIDA 34083

I HEREBY CERTIFY THAT THE AS-BUILT DRAWINGS OF THE APPROVED PROJECT HAVE BEEN PREPARED BY ME OR UNDER MY CLOSE PERSONAL SUPERVISION AND THAT I AM A LICENSED PROFESSIONAL SURVEYOR IN THE STATE OF FLORIDA. I HAVE REVIEWED THE AS-BUILT DRAWINGS AND THEY ACCURATELY REPRESENT THE FIELD SURVEY DATA. I HAVE REVIEWED THE AS-BUILT DRAWINGS AND THEY ACCURATELY REPRESENT THE FIELD SURVEY DATA. I HAVE REVIEWED THE AS-BUILT DRAWINGS AND THEY ACCURATELY REPRESENT THE FIELD SURVEY DATA.

DATE OF FIELD SURVEY: 02-28-2020

FLORIDA CERTIFICATE NO. 4879

smh

Sarasota County Public Hospital District
 2600 Laurel Road
 Nokomis, FL 34275
 90 Bed New Hospital

AHCA#: 2323960161-101-1

Project Name: CONSTRUCTION DOCUMENTS
 Date: 4/04/2019
 Project No: STANTEC
 Revision: 18122-00
 Project No: STANTEC

Project: DRIVEWAY C (STA 58+00 - 62+00)

Sheet No: **C-514** of 2

NOTE: AS-BUILT INFORMATION IS SHOWN IN BRACKETS []
NOTE: AS-BUILT INFORMATION PROVIDED BY CONTRACTOR IS SHOWN IN PARENTHESES ()

AS-BUILT DRAWING

CROSS SURVEYING, L.L.C.

CERTIFICATE OF AUTHORIZATION LB 0007977
2001 WEST PALM BLVD. SUITE 200 W PALM BEACH, FLORIDA 33409

FOR THE RECORD DRAWING OF THE ABOVE-DESCRIBED WORK, CROSS SURVEYING, L.L.C. HAS BEEN AUTHORIZED BY THE CITY OF SARASOTA, FLORIDA TO PREPARE AND SEAL THIS DRAWING AND TO PROVIDE THE PROFESSIONAL ENGINEER'S SIGNATURE AND SEAL ON THIS DRAWING. THE CITY OF SARASOTA, FLORIDA HAS REVIEWED THIS DRAWING AND HAS FOUND IT TO BE IN ACCORDANCE WITH THE CITY OF SARASOTA, FLORIDA CODES AND ORDINANCES. THIS DRAWING IS THE PROPERTY OF CROSS SURVEYING, L.L.C. AND IS NOT TO BE REPRODUCED OR COPIED IN ANY MANNER WITHOUT THE WRITTEN PERMISSION OF CROSS SURVEYING, L.L.C.

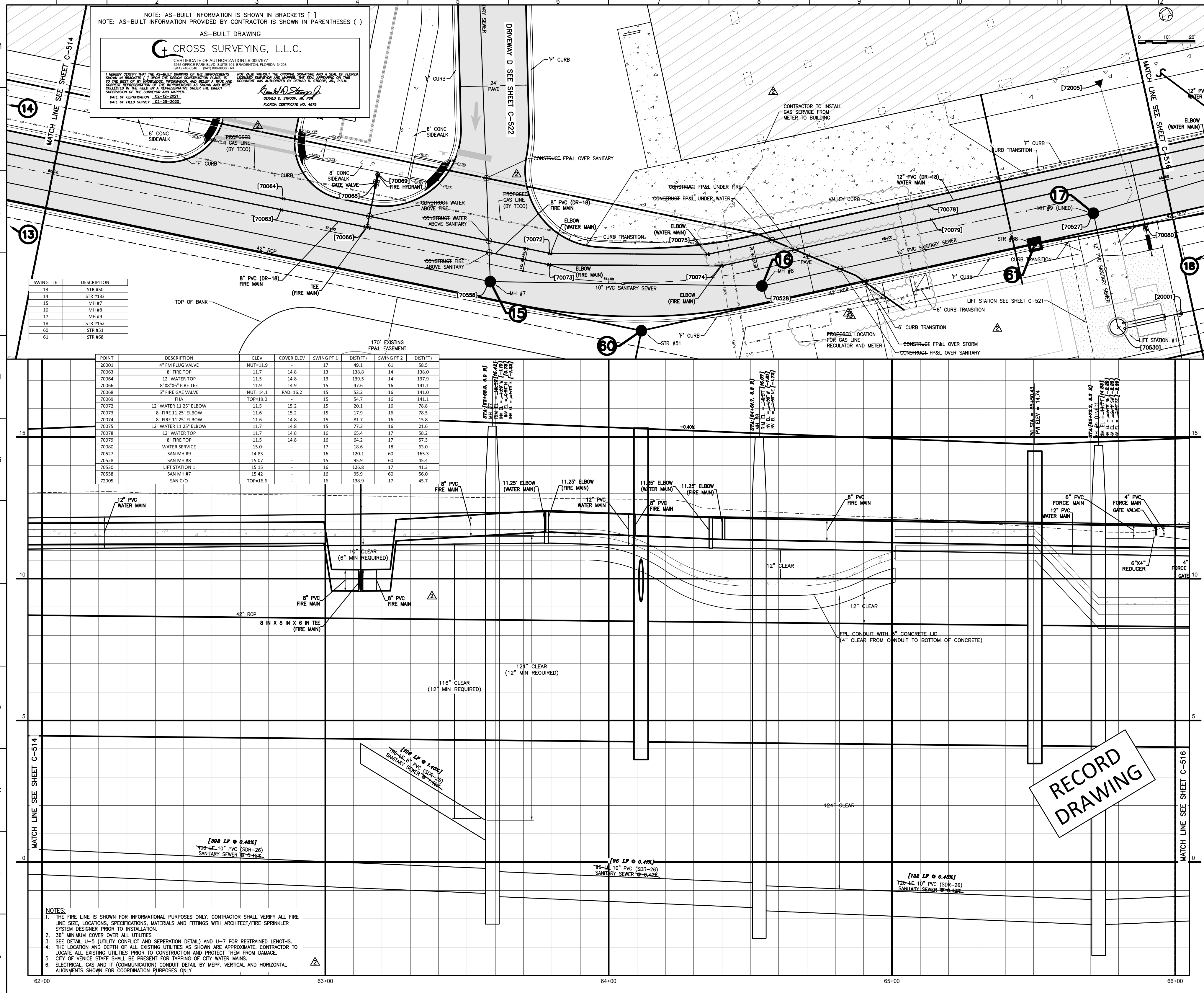
DATE OF SURVEY: 03-22-2023
DATE OF FIELD SURVEY: 03-22-2023

Flad Architects
Flad & Associates of Florida, Inc.
AJC000656
2202 N. Westshore Blvd., Ste. 125
Tampa, FL 33607
Tel: 813-636-6912
www.flad.com

Flad Structural Engineers
Flad & Associates, Inc.
2707E
844 Science Drive
Madison, WI 53711
Tel: 608-238-2891
Fax: 608-238-9727
www.flad.com

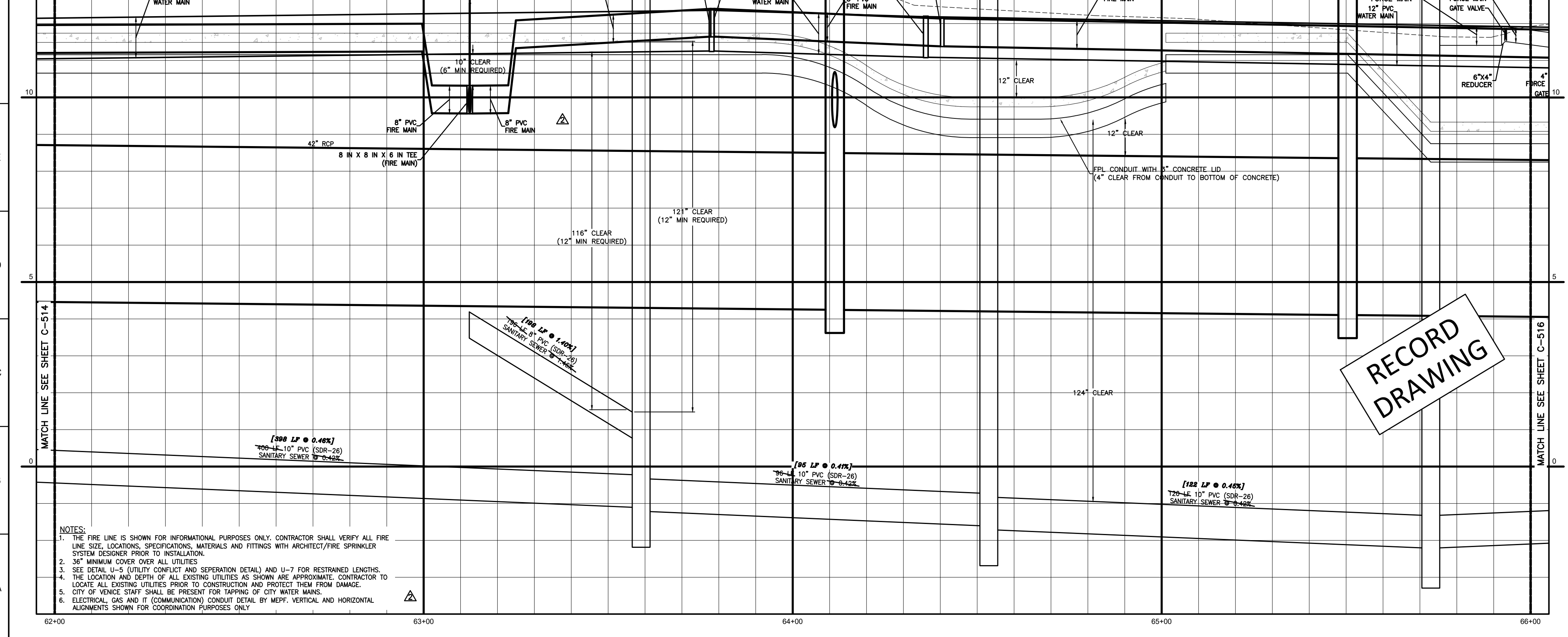
Affiliated Engineers
LICENSE # CA 5140
Affiliated Engineers SE, Inc.
177 S. Harbour Island Blvd #450
Tampa, FL 33602
Tel: 813-435-3800

Stantec
LICENSE # 75477
STANTEC CONSULTING SERVICES
6900 Professional Parkway East
Sarasota, FL 34240
Tel: (941) 907-6900



SWING TIE	DESCRIPTION
13	STR #50
14	STR #133
15	MH #7
16	MH #8
17	MH #9
18	STR #112
60	STR #51
61	STR #68

POINT	DESCRIPTION	ELEV.	COVER ELEV.	SWING PT 1	(DIST)	SWING PT 2	(DIST)
20001	4" FIRE GATE VALVE	NUT+11.9	-	17	49.3	17	38.5
70063	8" FIRE TOP	11.7	14.8	13	338.8	14	138.0
70064	12" WATER TOP	11.5	14.8	13	339.5	14	137.9
70066	8" FIRE GATE VALVE	11.9	14.9	15	47.6	16	141.1
70068	6" FIRE GATE VALVE	NUT+14.1	PAD+16.2	15	53.2	16	141.0
70069	PIPE	TOP+19.0	-	15	54.7	16	141.1
70072	12" WATER 3/4" ELBOW	11.5	15.2	15	20.3	16	78.8
70073	8" FIRE 1/2" ELBOW	11.6	15.2	15	17.9	16	78.5
70074	8" FIRE 1/2" ELBOW	11.6	14.8	15	81.7	16	159.8
70075	12" WATER 3/4" ELBOW	11.7	14.8	15	77.3	16	216.8
70078	12" WATER TOP	11.7	14.8	16	65.4	17	58.2
70079	8" FIRE TOP	11.5	14.8	16	64.2	17	57.8
70080	WATER SERVICE	15.0	-	17	18.6	18	63.0
70527	SAN MH #9	14.83	-	16	320.3	60	265.3
70528	SAN MH #8	15.07	-	15	95.5	60	45.4
70530	LIFT STATION 1	15.15	-	16	126.8	17	41.3
70558	SAN MH #7	15.42	-	16	95.9	60	56.0
72005	SAN COV	TOP+16.6	-	16	339.9	17	46.7



- NOTES:**
- THE FIRE LINE IS SHOWN FOR INFORMATIONAL PURPOSES ONLY. CONTRACTOR SHALL VERIFY ALL FIRE LINE SIZE, LOCATIONS, SPECIFICATIONS, MATERIALS AND FITTINGS WITH ARCHITECT/FIRE SPRINKLER SYSTEM DESIGNER PRIOR TO INSTALLATION.
 - 36" MINIMUM COVER OVER ALL UTILITIES
 - SEE DETAIL U-5 (UTILITY CONFLICT AND SEPARATION DETAIL) AND U-7 FOR RESTRAINED LENGTHS.
 - THE LOCATION AND DEPTH OF ALL EXISTING UTILITIES AS SHOWN ARE APPROXIMATE. CONTRACTOR TO LOCATE ALL EXISTING UTILITIES PRIOR TO CONSTRUCTION AND PROTECT THEM FROM DAMAGE.
 - CITY OF SARASOTA STAFF SHALL BE PRESENT FOR TAPPING OF CITY WATER MAIN.
 - ELECTRICAL, GAS AND IT (COMMUNICATION) CONDUIT DETAIL BY MCF. VERTICAL AND HORIZONTAL ALIGNMENTS SHOWN FOR COORDINATION PURPOSES ONLY.

RECORD DRAWING

smh

Sarasota County
Public Hospital
District

2600 Laurel Road
Nokomis, FL 34275

90 Bed New Hospital

AHCA#: 2323960161-101-1

Project Name
CONSTRUCTION DOCUMENTS

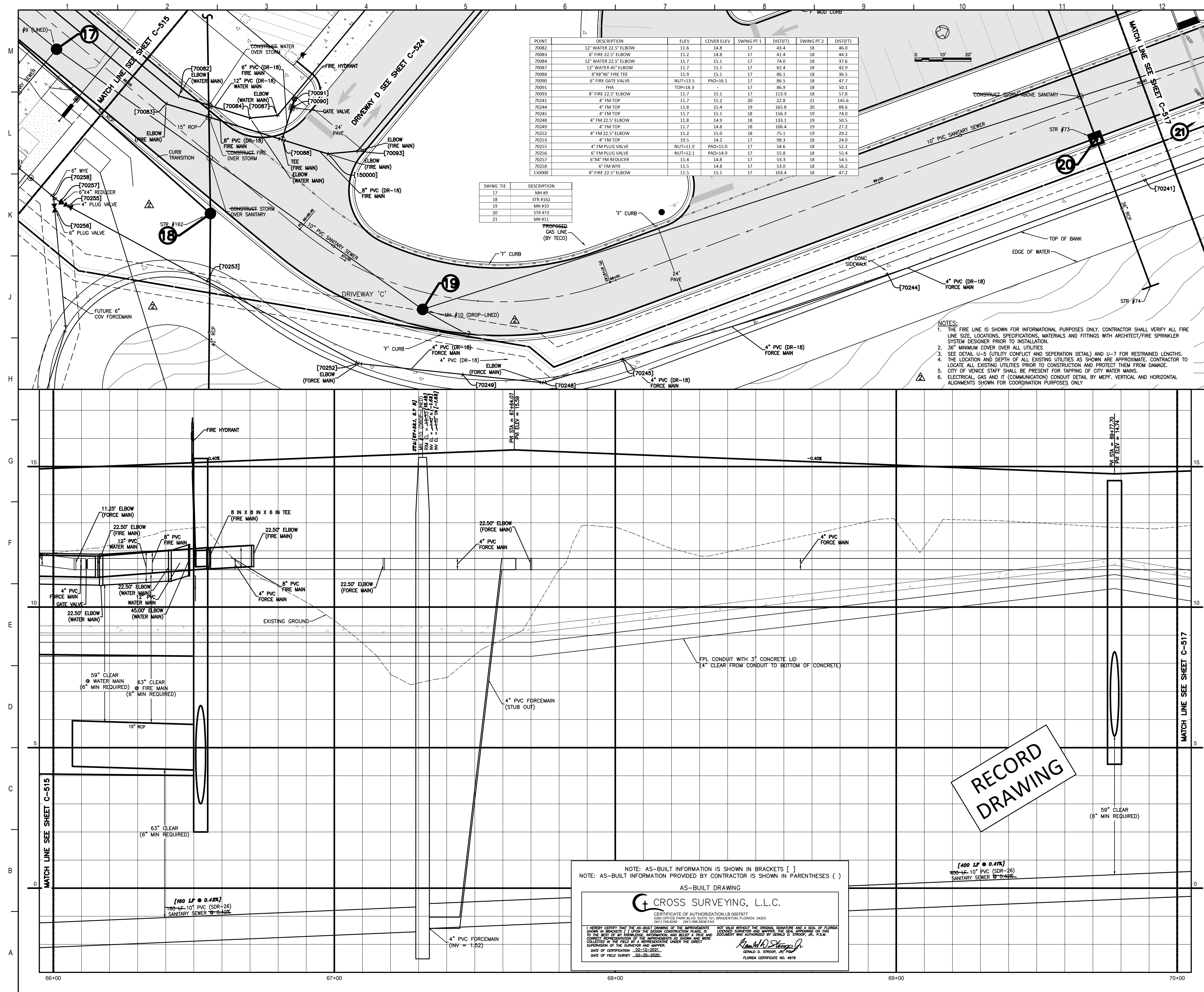
Date
4/24/2019

Project Number
18123-00

Sheet Name
DRIVEWAY C (STA 62+00 - 66+00)

Sheet Number
C-515

Sheet of
3



POINT	DESCRIPTION	ELEV	COVER ELEV	SWING PT 1 (DIST FT)	SWING PT 2 (DIST FT)		
70082	12" WATER 22.5' ELBOW	11.6	14.8	17	48.4	18	48.0
70083	8" FIRE 22.5' ELBOW	11.2	14.8	17	41.4	18	48.0
70084	12" WATER 22.5' ELBOW	11.7	15.1	17	74.0	18	37.6
70087	12" WATER 45' ELBOW	11.7	15.1	17	82.4	18	42.9
70088	8" 90° FIRE TEE	11.9	15.1	17	86.1	18	36.5
70090	8" FIRE GATE VALVE	NUT-13.5	PAD-16.1	17	86.5	18	47.7
70091	8" FIRE TIE	TOP-18.3		17	86.9	18	30.3
70093	8" FIRE 22.5' ELBOW	11.7	15.1	17	113.9	18	37.8
70041	4" FM TOP	11.7	15.2	20	22.8	21	145.6
70044	4" FM TOP	11.8	15.4	19	105.8	20	58.6
70245	4" FM TOP	11.7	15.1	18	156.3	19	74.0
70246	4" FM 22.5' ELBOW	11.8	14.9	18	159.1	19	50.5
70249	4" FM TOP	11.7	14.8	18	106.4	19	37.2
70252	4" FM 22.5' ELBOW	11.2	15.0	18	75.1	19	29.2
70253	4" FM TOP	10.5	14.2	17	98.3	18	24.0
70255	4" FM PLUS VALVE	NUT-11.9	PAD-15.0	17	54.5	18	52.2
70256	8" FM PLUS VALVE	NUT-12.1	PAD-14.9	17	53.8	18	55.4
70257	8" 90° FIRE BRACKET	11.4	14.8	17	53.8	18	54.5
70258	8" FM WYE	11.5	14.8	17	53.0	18	56.2
150000	8" FIRE 22.5' ELBOW	11.5	15.1	17	109.4	18	47.3

SWING TIE	DESCRIPTION
17	MH #13
18	STR #52
19	MH #10
20	STR #73
21	MH #11

- NOTES:
1. THE FIRE LINE IS SHOWN FOR INFORMATIONAL PURPOSES ONLY. CONTRACTOR SHALL VERIFY ALL FIRE LINE SIZE, LOCATIONS, SPECIFICATIONS, MATERIALS AND FITTINGS WITH ARCHITECT/FIRE SPRINKLER SYSTEM DESIGNER PRIOR TO INSTALLATION.
 2. 3/4" MINIMUM COVER OVER ALL UTILITIES.
 3. SEE DETAIL U-5 (UTILITY CONFLICT AND SEPARATION DETAIL) AND U-7 FOR RESTRAINED LENGTHS.
 4. THE LOCATION AND DEPTH OF ALL EXISTING UTILITIES AS SHOWN ARE APPROXIMATE. CONTRACTOR TO LOCATE ALL EXISTING UTILITIES PRIOR TO CONSTRUCTION AND PROTECT THEM FROM DAMAGE.
 5. CITY OF VENICE STAFF SHALL BE PRESENT FOR TAPPING OF CITY WATER MAINS.
 6. ELECTRICAL, GAS AND IT (COMMUNICATION) CONDUIT DETAIL BY MEPF. VERTICAL AND HORIZONTAL ALIGNMENTS SHOWN FOR COORDINATION PURPOSES ONLY.

NOTE: AS-BUILT INFORMATION IS SHOWN IN BRACKETS []
NOTE: AS-BUILT INFORMATION PROVIDED BY CONTRACTOR IS SHOWN IN PARENTHESES ()

AS-BUILT DRAWING

CROSS SURVEYING, L.L.C.
CERTIFICATE OF AUTHORIZATION LB 000777
2016 FEBRUARY THROUGH 2020 FEBRUARY FLORIDA 34030

I HEREBY CERTIFY THAT THE AS-BUILT DRAWING OF THE IMPROVEMENTS SHOWN ON THESE PLANS WAS PREPARED BY ME OR UNDER MY CLOSE PERSONAL SUPERVISION AND THAT I AM A LICENSED PROFESSIONAL SURVEYOR IN THE STATE OF FLORIDA. I HAVE REVIEWED THE ORIGINAL SURVEY AND A COPY OF FLORIDA STATUTE CHAPTER 471, PART 1, WHICH GOVERNS THE PRACTICE OF SURVEYING IN THIS STATE, AND I HAVE REVIEWED THE ORIGINAL SURVEY AND A COPY OF FLORIDA STATUTE CHAPTER 471, PART 1, WHICH GOVERNS THE PRACTICE OF SURVEYING IN THIS STATE, AND I HAVE REVIEWED THE ORIGINAL SURVEY AND A COPY OF FLORIDA STATUTE CHAPTER 471, PART 1, WHICH GOVERNS THE PRACTICE OF SURVEYING IN THIS STATE.

DATE OF SURVEY: 02-25-2020
DATE OF FIELD SURVEY: 02-25-2020

FLORIDA CERTIFICATE NO. 4478

RECORD DRAWING

Flad Architects
Flad & Associates of Florida, Inc.
AEC000068
2202 N. Westshore Blvd., Ste. 125
Tampa, FL 33607
Tel: 813-333-6612
www.flad.com

Flad Structural Engineers
Flad & Associates, Inc.
27676
644 Science Drive
Madison, WI 53711
Tel: 608-238-2621
Fax: 608-238-6727
www.flad.com

AEI Affiliated Engineers
LICENSE # CA 0148
Affiliated Engineers SE, Inc.
777 S Harbour Island Blvd. #450
Tampa, FL 33602
Tel: (813) 405-3800

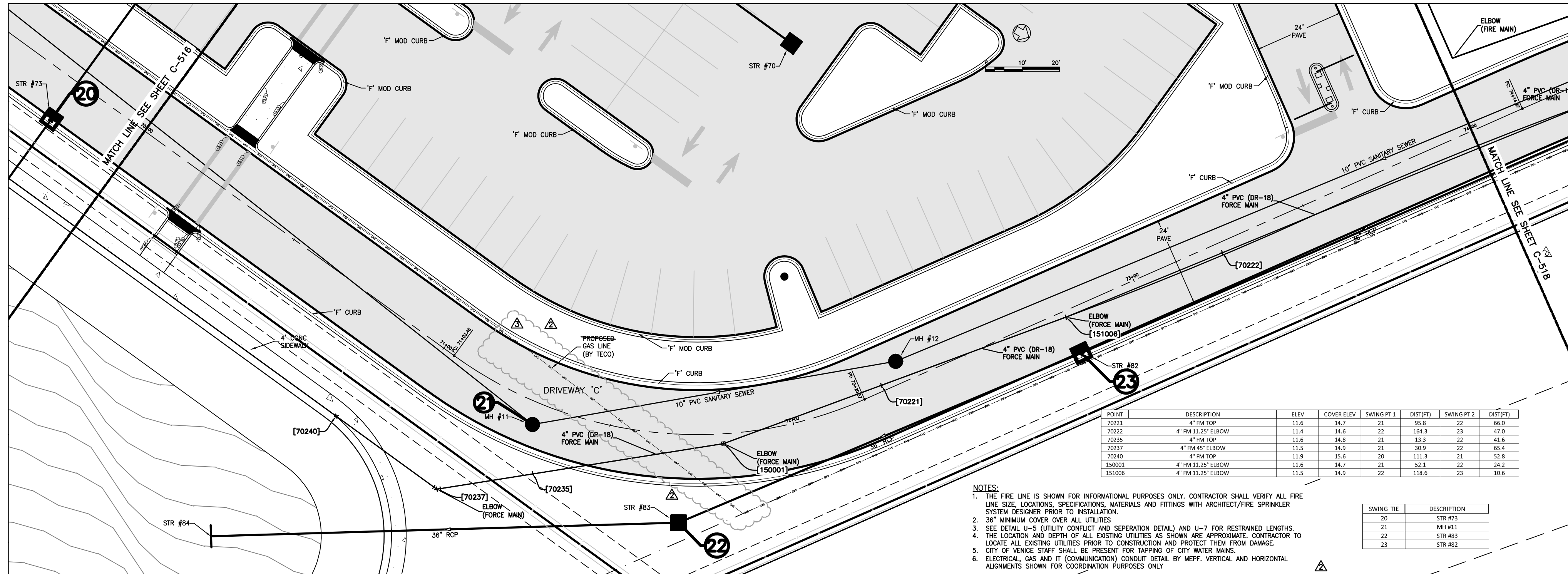
Stantec
LICENSE # 75477
STANTEC CONSULTING SERVICES
6500 Professional Parkway East
Sarasota, FL 34240
Tel: (941) 507-6500

SMH
Sarasota County Public Hospital District
3500 Leardi Road
Nokomis, FL 34275
90 Bed New Hospital
ANCA #: 232390161-101-1

CONSTRUCTION DOCUMENTS
DATE: 07/2019
DRAWN BY: STANTEC
CHECKED BY: STANTEC
DATE: 08/12/20
DATE: 08/12/20

DRIVEWAY C (STA 66+00 - 70+00)

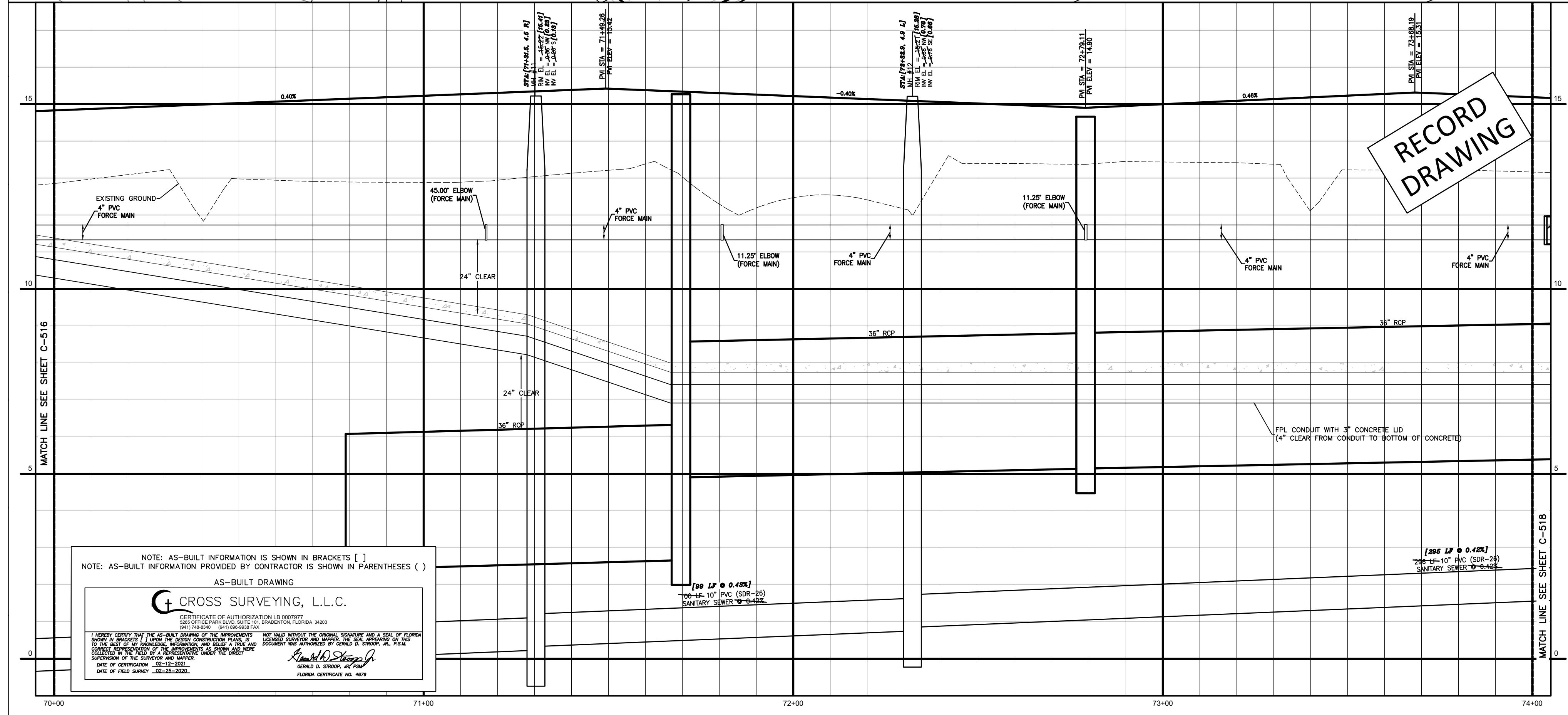
C-516 **2**



STATION	DESCRIPTION	ELEV	COVER ELEV	SWING PT 1	DIST PT 1	SWING PT 2	DIST PT 2
70211	4" RM TOP	11.6	14.7	21	91.8	22	66.0
70212	4" RM 11.25' ELBOW	11.6	14.6	22	164.3	23	47.0
70213	4" RM TOP	11.6	14.8	21	133.3	22	41.6
70217	4" RM 45' ELBOW	11.5	14.9	21	30.9	22	65.4
70240	4" RM TOP	11.8	15.6	20	111.9	21	12.8
150001	4" RM 11.25' ELBOW	11.6	14.7	21	52.1	22	24.2
151006	4" RM 11.25' ELBOW	11.5	14.9	22	118.6	23	10.6

- NOTES:
1. THE FIRE LINE IS SHOWN FOR INFORMATIONAL PURPOSES ONLY. CONTRACTOR SHALL VERIFY ALL FIRE LINE SIZE, LOCATIONS, SPECIFICATIONS, MATERIALS AND FITTINGS WITH ARCHITECT/FIRE SPRINKLER SYSTEM DESIGNER PRIOR TO INSTALLATION.
 2. 36" MINIMUM COVER OVER ALL UTILITIES.
 3. SEE DETAIL U-5 (UTILITY CONFLICT AND SEPARATION DETAIL) AND U-7 FOR RESTRAINED LENGTHS.
 4. THE LOCATION AND DEPTH OF ALL EXISTING UTILITIES AS SHOWN ARE APPROXIMATE. CONTRACTOR TO LOCATE ALL EXISTING UTILITIES PRIOR TO CONSTRUCTION AND PROTECT THEM FROM DAMAGE.
 5. CITY OF VENICE STAFF SHALL BE PRESENT FOR TAPPING OF CITY WATER MAINS.
 6. ELECTRICAL, GAS AND IT (COMMUNICATION) CONDUIT DETAIL BY MEFP. VERTICAL AND HORIZONTAL ALIGNMENTS SHOWN FOR COORDINATION PURPOSES ONLY.

SWING THE	DESCRIPTION
20	STR #73
21	MH #11
22	STR #83
23	STR #82



NOTE: AS-BUILT INFORMATION IS SHOWN IN BRACKETS []
 NOTE: AS-BUILT INFORMATION PROVIDED BY CONTRACTOR IS SHOWN IN PARENTHESES ()

CROSS SURVEYING, L.L.C.
 CERTIFICATE OF AUTHORIZATION LB 0003072
 3001 OFFICE PARK BLVD, SUITE 101, BRADENTON, FLORIDA 34203
 (941) 754-0300 (941) 686-0333 FAX

DATE OF FIELD SURVEY: 02-23-2020

Flad Architects
 Flad & Associates of Florida, Inc.
 2200 N. Westshore Blvd., Ste. 125
 Tampa, FL 33609
 Tel: 813-330-6612
 www.flad.com

Flad Structural Engineers
 Flad & Associates, Inc.
 27016
 644 Science Drive
 Madison, WI 53711
 Tel: 608-238-2861
 Fax: 608-238-8727
 www.flad.com

AEI Affiliated Engineers
 License # CA 5140
 Affiliated Engineers SE, Inc.
 777 S. Harbour Island Blvd. #450
 Tampa, FL 33602
 Tel: (813) 405-3800

Stantec
 License # 75477
 STANTEC CONSULTING SERVICES
 6900 Professional Parkway East
 Sarasota, FL 34240
 Tel: (941) 907-6900

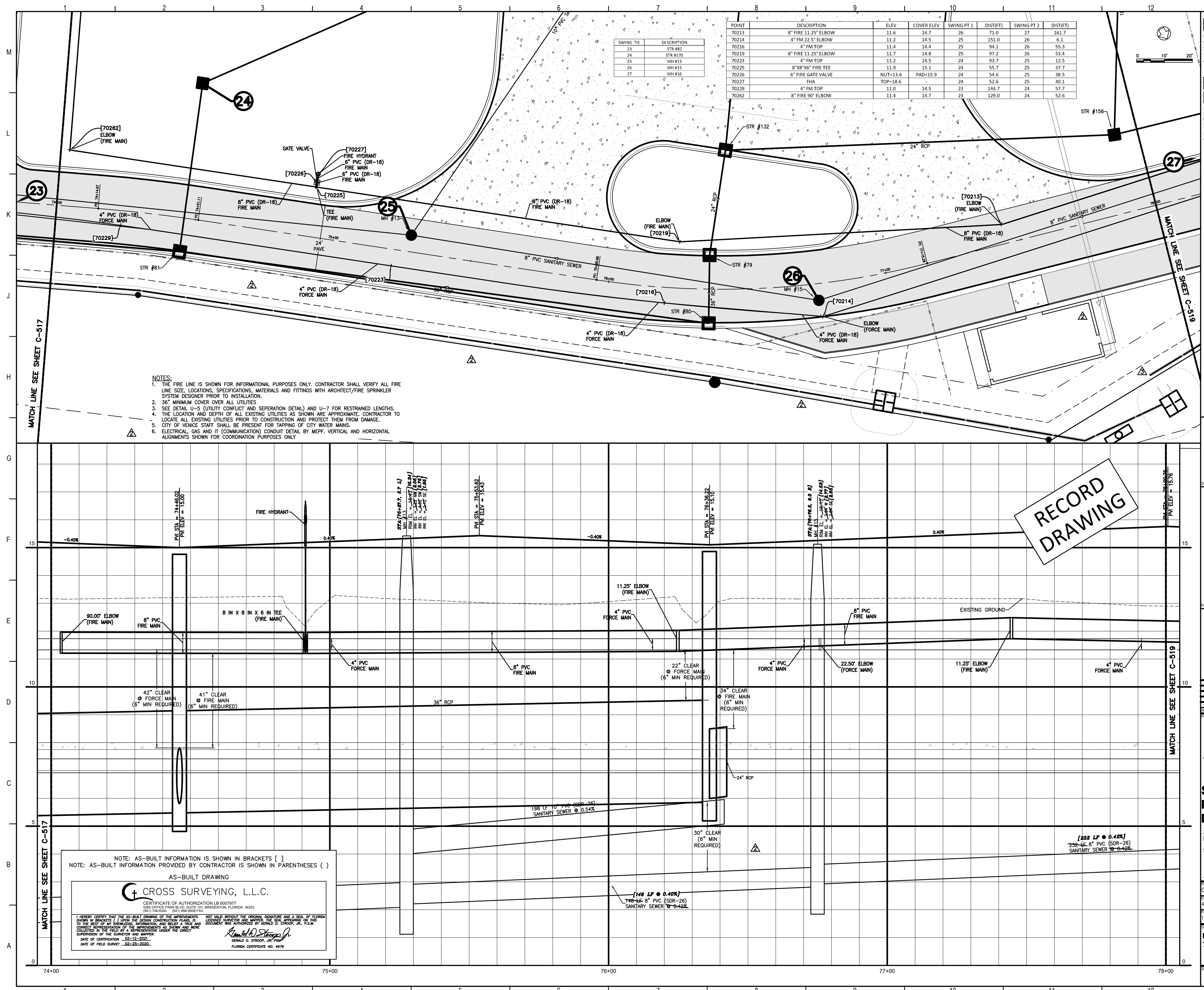
RECORD DRAWING

smh
Sarasota County Public Hospital District
 2600 Laurel Road
 Nokomis, FL 34275
90 Bed New Hospital

PROJECT: 2323960161-101-1
 CONSTRUCTION DOCUMENTS
 SHEET: 3
 DATE: 4/24/2019
 DRAWN BY: STANTEC
 CHECKED BY: STANTEC
 PROJECT NUMBER: 18122-00

DRIVEWAY C (STA 70+00 - 74+00)

C-517 3



Flad Architects
 Flad & Associates of Florida, Inc.
 AEC0000569
 2202 N. Westshore Blvd., Ste. 125
 Tampa, FL 33607
 Tel: 813-636-6912
 www.flad.com

Flad Structural Engineers
 Flad & Associates, Inc.
 2705
 844 Science Drive
 Madison, WI 53711
 Tel: 608-238-2891
 Fax: 608-238-9727
 www.flad.com

AEI Affiliated Engineers
 LICENSE # CA 5140
 Affiliated Engineers SE, Inc.
 777 S. Harbour Island Blvd #450
 Tampa, FL 33602
 Tel: (813) 405-3800

Stantec
 LICENSE # 75477
 STANTEC CONSULTING SERVICES
 6900 Professional Parkway East
 Sarasota, FL 34240
 Tel: (941) 907-6900

RECORD DRAWING

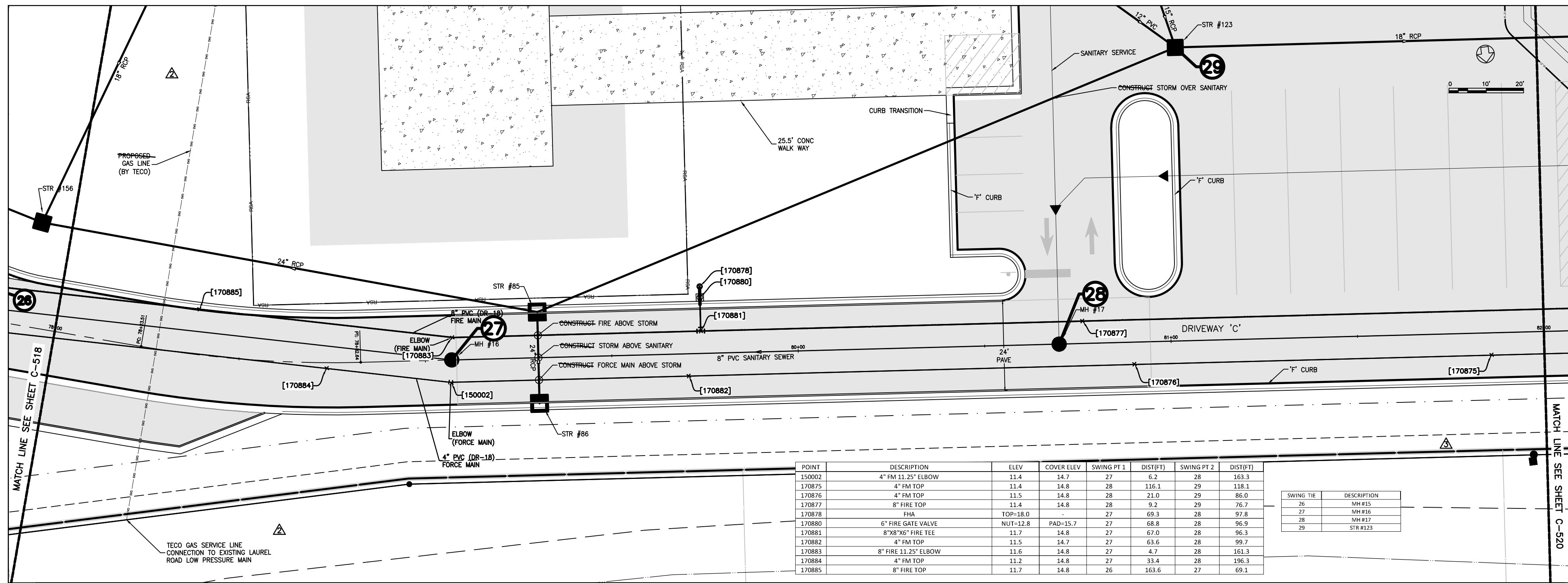
smh

Sarasota County Public Hospital District
 2600 Laurel Road
 Nokomis, FL 34275
 90 Bed New Hospital

AHCA #: 23239601-101-1
 Project Name: CONSTRUCTION DOCUMENTS
 Date: 4/24/2019
 Drawn by: STANTEC
 Checked by: STANTEC
 Project Number: 18122-00
 Sheet Title: DRIVEWAY C (STA 74+00 - 78+00)
 Sheet Number: C-518
 Total Sheets: 3

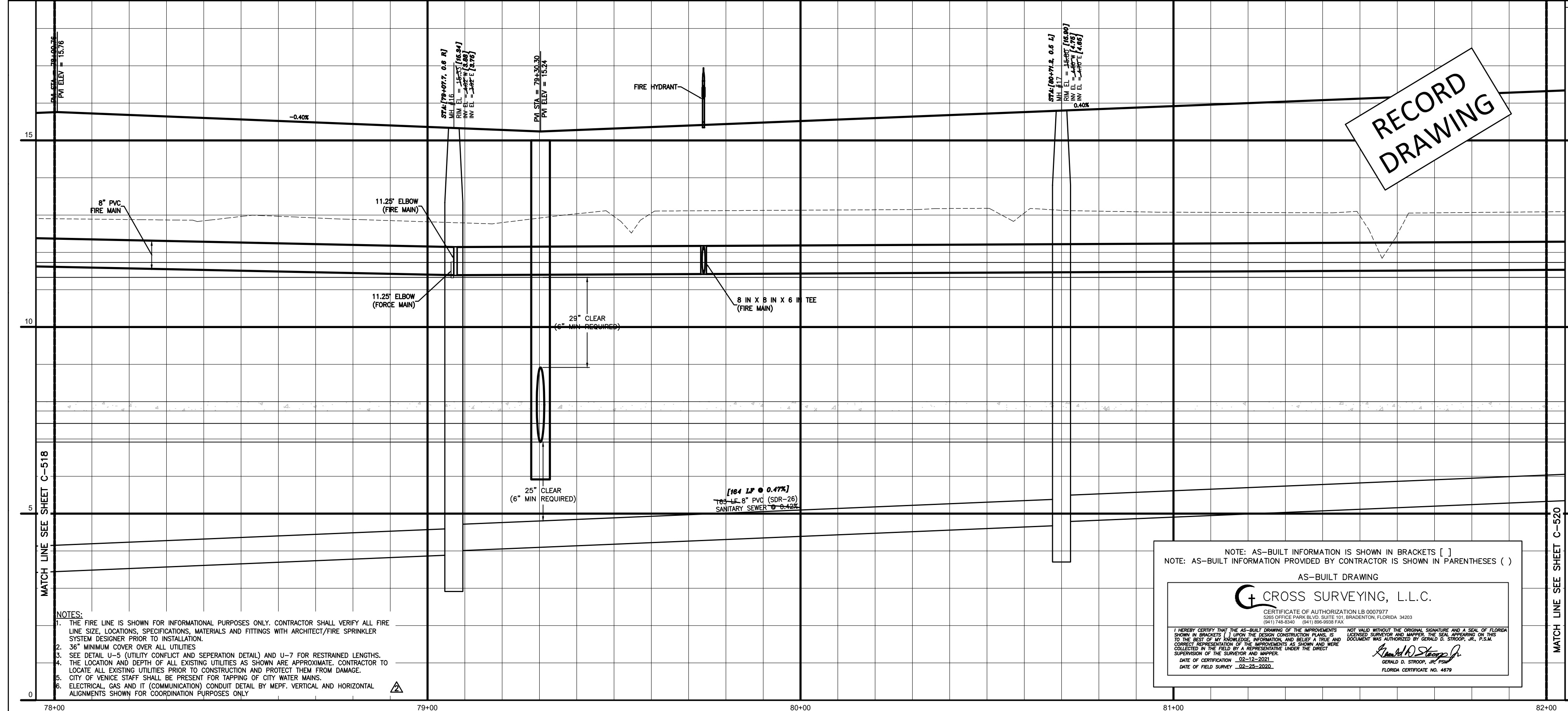
NOTE: AS-BUILT INFORMATION IS SHOWN IN BRACKETS []
 NOTE: AS-BUILT INFORMATION PROVIDED BY CONTRACTOR IS SHOWN IN PARENTHESES ()
 AS-BUILT DRAWING

CROSS SURVEYING, L.L.C.
 CERTIFICATE OF AUTHORIZATION LE 0007077
 2017 PRACTICE PERMITS ISSUED BY ENGINEERING FLORIDA 3403
 1011 W. 8th St.
 I HEREBY CERTIFY THAT THE AS-BUILT DRAWING OF THE UNDERSIGNED PROJECT WAS PREPARED BY ME OR UNDER MY CLOSE PERSONAL SUPERVISION AND TO THE BEST OF MY KNOWLEDGE, INFORMATION AND BELIEF, THIS DRAWING ACCURATELY REPRESENTS THE AS-BUILT CONDITIONS OF THE PROJECT AND I AM NOT PROVIDING THIS DRAWING TO ANY OTHER PARTY WITHOUT THE WRITTEN PERMISSION OF THE UNDERSIGNED AND WITHOUT THE WRITTEN PERMISSION OF THE SURVEYOR AND MAPPER.
 DATE OF CERTIFICATION: 02-12-2020
 DATE OF FIELD SURVEY: 02-23-2020
 SURVEYOR: [Signature]
 FLORIDA CERTIFICATE NO. 4679



POINT	DESCRIPTION	ELEV	COVER ELEV	SWING PT 1	DIST (FT)	SWING PT 2	DIST (FT)
170875	4\"/>						

SWING TR	DESCRIPTION
27	MH #17
28	MH #18
29	STR #123



- NOTES:
1. THE FIRE LINE IS SHOWN FOR INFORMATIONAL PURPOSES ONLY. CONTRACTOR SHALL VERIFY ALL FIRE LINE SIZE, LOCATIONS, SPECIFICATIONS, MATERIALS AND FITTINGS WITH ARCHITECT/FIRE SPRINKLER SYSTEM DESIGNER PRIOR TO INSTALLATION.
 2. 36\"/>

NOTE: AS-BUILT INFORMATION IS SHOWN IN BRACKETS []
 NOTE: AS-BUILT INFORMATION PROVIDED BY CONTRACTOR IS SHOWN IN PARENTHESES ()

AS-BUILT DRAWING

CROSS SURVEYING, L.L.C.
 CERTIFICATE OF AUTHORIZATION LB 000767
 6801 VEDDERS PARK BLVD SUITE 210 WINTER HAVEN, FLORIDA 33893

I HEREBY CERTIFY THAT THE AS-BUILT DRAWING OF THE APPROVED PROJECT HAS BEEN PREPARED BY ME OR UNDER MY CLOSE PERSONAL SUPERVISION AND THAT I AM A LICENSED SURVEYOR IN THE STATE OF FLORIDA. I HAVE REVIEWED THE AS-BUILT DRAWING AND IT ACCURATELY REPRESENTS THE FIELD SURVEY DATA. I HAVE REVIEWED THE AS-BUILT DRAWING AND IT ACCURATELY REPRESENTS THE FIELD SURVEY DATA. I HAVE REVIEWED THE AS-BUILT DRAWING AND IT ACCURATELY REPRESENTS THE FIELD SURVEY DATA.

DATE OF FIELD SURVEY: 02-15-2023

FLORIDA CERTIFICATE NO. 4479

Flad Architects
 Flad & Associates of Florida, Inc.
 AIA 0000608
 2202 N. Westshore Blvd., Ste. 125
 Tampa, FL 33609
 Tel: 813-330-6912
 www.flad.com

Flad Structural Engineers
 Flad & Associates, Inc.
 27076
 644 Science Drive
 Madison, WI 53711
 Tel: 608-238-2861
 Fax: 608-238-8727
 www.flad.com

AEI Affiliated Engineers
 License # CA 5140
 Affiliated Engineers SE, Inc.
 777 S. Harbor Island Blvd. #450
 Tampa, FL 33602
 Tel: (813) 405-3800

Stantec
 License # 75477
 STANTEC CONSULTING SERVICES
 6900 Professional Parkway East
 Sarasota, FL 34240
 Tel: (941) 907-6900

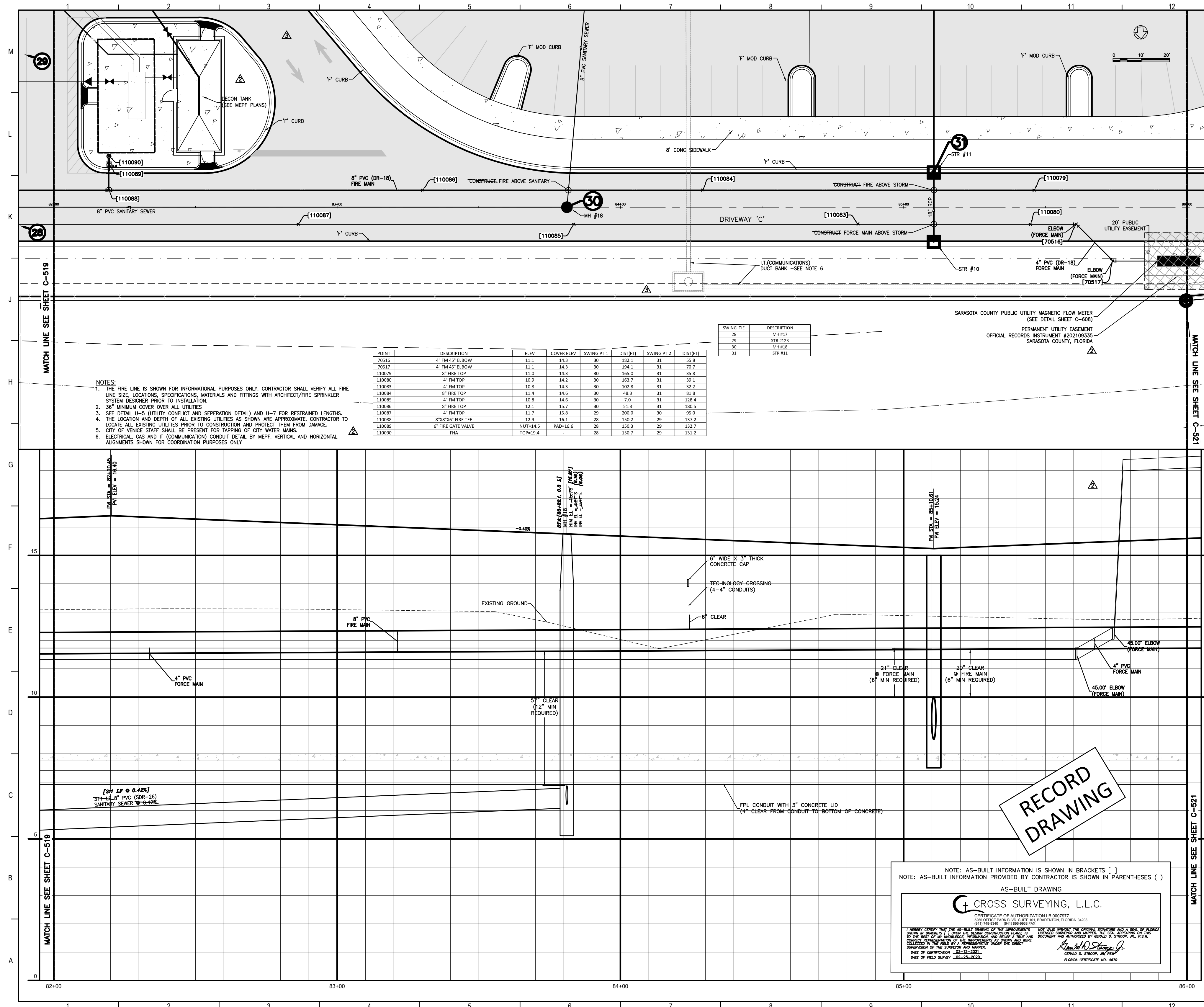
RECORD DRAWING

smh

Sarasota County Public Hospital District
 2600 Laurel Road
 Nokomis, FL 34275
 90 Bed New Hospital

AEC# 2322960161-101-1
 Project Name: CONSTRUCTION DOCUMENTS
 Date: 4/24/2019
 Drawn By: STANTEC
 Check By: STANTEC

DRIVEWAY C (STA 78+00 - 82+00)



MATCH LINE SEE SHEET C-519

MATCH LINE SEE SHEET C-521

- NOTES:**
1. THE FIRE LINE IS SHOWN FOR INFORMATIONAL PURPOSES ONLY. CONTRACTOR SHALL VERIFY ALL FIRE LINE SIZE, LOCATIONS, SPECIFICATIONS, MATERIALS AND FITTINGS WITH ARCHITECT/FIRE SPRINKLER SYSTEM DESIGNER PRIOR TO INSTALLATION.
 2. 30" MINIMUM COVER OVER ALL UTILITIES.
 3. SEE DETAIL U-3 (UTILITY CONFLICT AND SEPARATION DETAIL) AND U-7 FOR RESTRAINED LENGTHS.
 4. THE LOCATION AND DEPTH OF ALL EXISTING UTILITIES AS SHOWN ARE APPROXIMATE. CONTRACTOR TO LOCATE ALL EXISTING UTILITIES PRIOR TO CONSTRUCTION AND PROTECT THEM FROM DAMAGE. CITY OF VENUE STAFF SHALL BE PRESENT FOR TAPPING OF CITY WATER MAINS.
 5. ELECTRICAL, GAS AND IT (COMMUNICATION) CONDUIT DETAIL BY MEFP, VERTICAL AND HORIZONTAL ALIGNMENTS SHOWN FOR COORDINATION PURPOSES ONLY.

POINT	DESCRIPTION	ELEV.	COVER ELEV.	SWING PT 1	DIST PT 1	SWING PT 2	DIST PT 2
110095	4" FM 45° ELBOW	11.1	14.3	30	182.1	31	55.8
110097	4" FM 45° ELBOW	11.1	14.3	30	194.1	31	70.7
110099	4" FM TOP	11.0	14.3	30	185.0	31	8.8
110080	4" FM TOP	10.9	14.2	30	163.7	31	39.1
110083	4" FM TOP	10.8	14.3	30	102.8	31	32.2
110084	8" FIRE TOP	11.4	14.6	30	48.3	31	61.8
110085	4" FM TOP	10.8	14.6	30	7.0	31	128.4
110086	8" FIRE TOP	12.1	15.7	30	-3.3	31	300.5
110087	4" FM TOP	11.7	15.8	29	200.0	30	95.0
110088	8" FM TOP	12.9	16.3	28	150.0	29	137.2
110089	6" FIRE GATE VALVE	NPT+14.5	PHD+16.6	28	150.5	29	132.7
110090	18A	TOP+19.4	-	28	150.7	29	131.2

SWING TR	DESCRIPTION
28	SR#17
29	SR#18
30	SR#18
31	SR#18

NOTE: AS-BUILT INFORMATION IS SHOWN IN BRACKETS []
NOTE: AS-BUILT INFORMATION PROVIDED BY CONTRACTOR IS SHOWN IN PARENTHESES ()

AS-BUILT DRAWING

CROSS SURVEYING, L.L.C.

CERTIFICATE OF AUTHORIZATION LB 0007877
STATE OF FLORIDA, DEPARTMENT OF TRANSPORTATION AND CONSTRUCTION, DIVISION OF PROFESSIONAL ENGINEERING AND SURVEYING
1111 N. W. 2nd St., Suite 100, Ft. Lauderdale, FL 33304
Tel: (954) 561-1111 Fax: (954) 561-1112

I HEREBY CERTIFY THAT THE ABOVE DRAWING IS THE PROPERTY OF CROSS SURVEYING, L.L.C. AND THAT THE SAME IS THE PROPERTY OF CROSS SURVEYING, L.L.C. AND NOT THE PROPERTY OF ANY OTHER PERSON OR ENTITY. I AM A LICENSED PROFESSIONAL SURVEYOR AND I HAVE REVIEWED THE DRAWING AND I HAVE FOUND IT TO BE CORRECT AND COMPLETE. I HAVE ALSO REVIEWED THE WORK AND I HAVE FOUND IT TO BE CORRECT AND COMPLETE. I HAVE ALSO REVIEWED THE WORK AND I HAVE FOUND IT TO BE CORRECT AND COMPLETE.

DATE OF COMPLETION: 08-12-2011
DATE OF FIELD SURVEY: 08-12-2011

[Signature]
RICHARD D. STANTON, P.E.
FLORIDA CERTIFICATE NO. 4678

Flad Architects
Flad & Associates of Florida, Inc.
AEC000068
2202 N. Westshore Blvd., Ste. 125
Tampa, FL 33607
Tel: 813-333-6912
www.flad.com

Flad Structural Engineers
Flad & Associates, Inc.
27676
644 Science Drive
Madison, WI 53711
Tel: 608-238-2651
Fax: 608-238-6727
www.flad.com

AEI Affiliated Engineers
LICENSE # CA 5148
Affiliated Engineers SE, Inc.
777 S Harbour Island Blvd. #450
Tampa, FL 33602
Tel: (813) 405-3800

Stantec
LICENSE # 75477
STANTEC CONSULTING SERVICES
6500 Professional Parkway East
Sarasota, FL 34240
Tel: (941) 507-6500

Project Key Plan

PROJECT NO.	232396181-101-1
DATE	07/20/19
SCALE	AS SHOWN
DATE	08/12/20
SCALE	AS SHOWN
DATE	08/12/20
SCALE	AS SHOWN
DATE	08/12/20
SCALE	AS SHOWN

smh

Sarasota County Public Hospital District
2505 Leardi Road
Nokomis, FL 34275
90 Bed New Hospital

ANCA #: 232396181-101-1

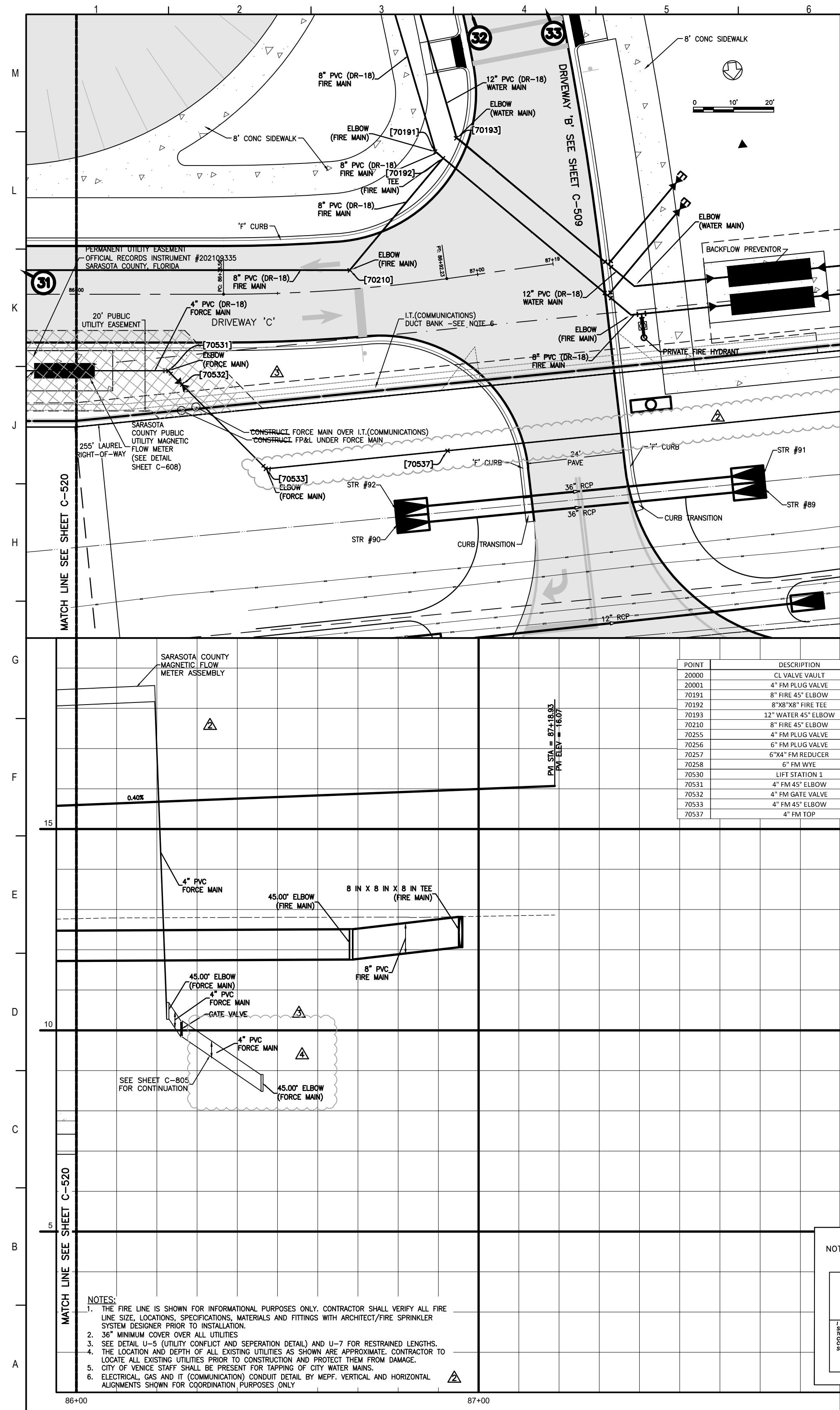
CONSTRUCTION DOCUMENTS

DATE	07/20/19	STATUS	STANTEC
DATE	08/12/20	STATUS	STANTEC

DRIVEWAY C (STA 82+00 - 86+00)

Sheet No. **C-520** of **3**

RECORD DRAWING



SWING TIE	DESCRIPTION
17	WATER
18	STR #152
31	STR #11
32	STR #9
33	STR #1
61	STR #68

POINT	DESCRIPTION	ELEV	COVER ELEV	SWING PT 1	DIST(F)	SWING PT 2	DIST(F)
20000	EL VALVE VAULT	15.17	-	17	42.3	61	49.0
20001	4" FM PLUG VALVE	NUT-22.9	-	17	49.1	61	58.5
70191	8" FIRE 45° ELBOW	11.4	15.1	32	24.8	33	83.7
70192	8" X 8" 90° FIRE TEE	10.9	15.1	32	77.0	33	85.4
70193	12" WATER 45° ELBOW	11.8	15.1	32	70.9	33	78.9
70210	8" FIRE 45° ELBOW	11.8	15.1	31	156.2	32	106.2
70255	4" FM PLUG VALVE	NUT-11.9	PAO-15.0	17	54.6	18	52.2
70256	6" FM PLUG VALVE	NUT-12.1	PAO-18.9	17	55.9	18	55.4
70257	6" X 4" FM REDUCER	11.4	14.8	17	53.3	18	54.5
70258	6" FM WYE	11.5	14.8	17	53.0	18	56.2
70260	LIFT STATION 1	15.15	-	17	41.3	61	41.9
70531	4" FM 45° ELBOW	11.8	15.1	31	114.9	32	143.5
70532	4" FM GATE VALVE	NUT-12.4	PAO-15.5	31	119.6	32	144.8
70533	4" FM 45° ELBOW	8.4	13.2	31	143.2	32	159.1
70537	4" FM TOP	8.1	13.2	32	150.0	33	157.1

NOTE: AS-BUILT INFORMATION IS SHOWN IN BRACKETS []
 NOTE: AS-BUILT INFORMATION PROVIDED BY CONTRACTOR IS SHOWN IN PARENTHESES ()

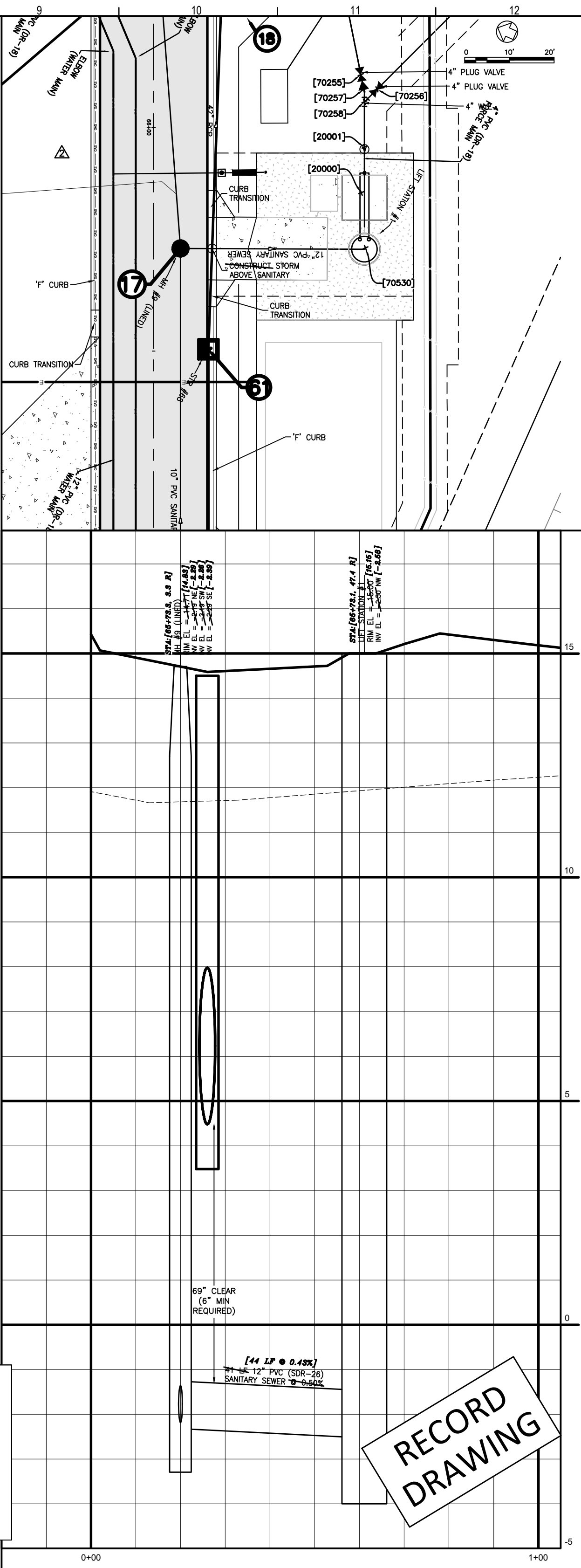
AS-BUILT DRAWING

CROSS SURVEYING, L.L.C.

CERTIFICATE OF AUTHORIZATION LB 000797
 300 OFFICE PARK BLVD, SUITE 100, BRADENTON FLORIDA 34203
 (941) 764-6001 (941) 764-6004 FAX

DATE OF CERTIFICATION: 08-13-2021
 DATE OF FIELD SURVEY: 08-23-2020

FLORIDA CERTIFICATE NO. 4679



Flad Architects
 Flad & Associates of Florida, Inc.
 AAC200068
 2202 N. Westshore Blvd., Ste. 125
 Tampa, FL 33607
 Tel: 813-333-6612
 www.flad.com

Flad Structural Engineers
 Flad & Associates, Inc.
 27676
 644 Science Drive
 Madison, WI 53711
 Tel: 608-238-2921
 Fax: 608-238-6727
 www.flad.com

AECI Affiliated Engineers
 LICENSE # CA 0140
 Affiliated Engineers SE, Inc.
 777 S Harbour Island Blvd. #450
 Tampa, FL 33602
 Tel: (813) 405-3800

Stantec
 LICENSE # 75477
 STANTEC CONSULTING SERVICES
 6500 Professional Parkway East
 Sarasota, FL 34240
 Tel: (941) 507-6500

Project Key Plan

Project Name

Project No.

Project Date

Project Location

Project Description

Project Status

Project Owner

Project Designer

Project Engineer

Project Checker

Project Approver

smh

Sarasota County Public Hospital District

3500 Leach Road
 Nokomis, FL 34275

90 Bed New Hospital

ANCA #: 232390161-101-1

CONSTRUCTION DOCUMENTS

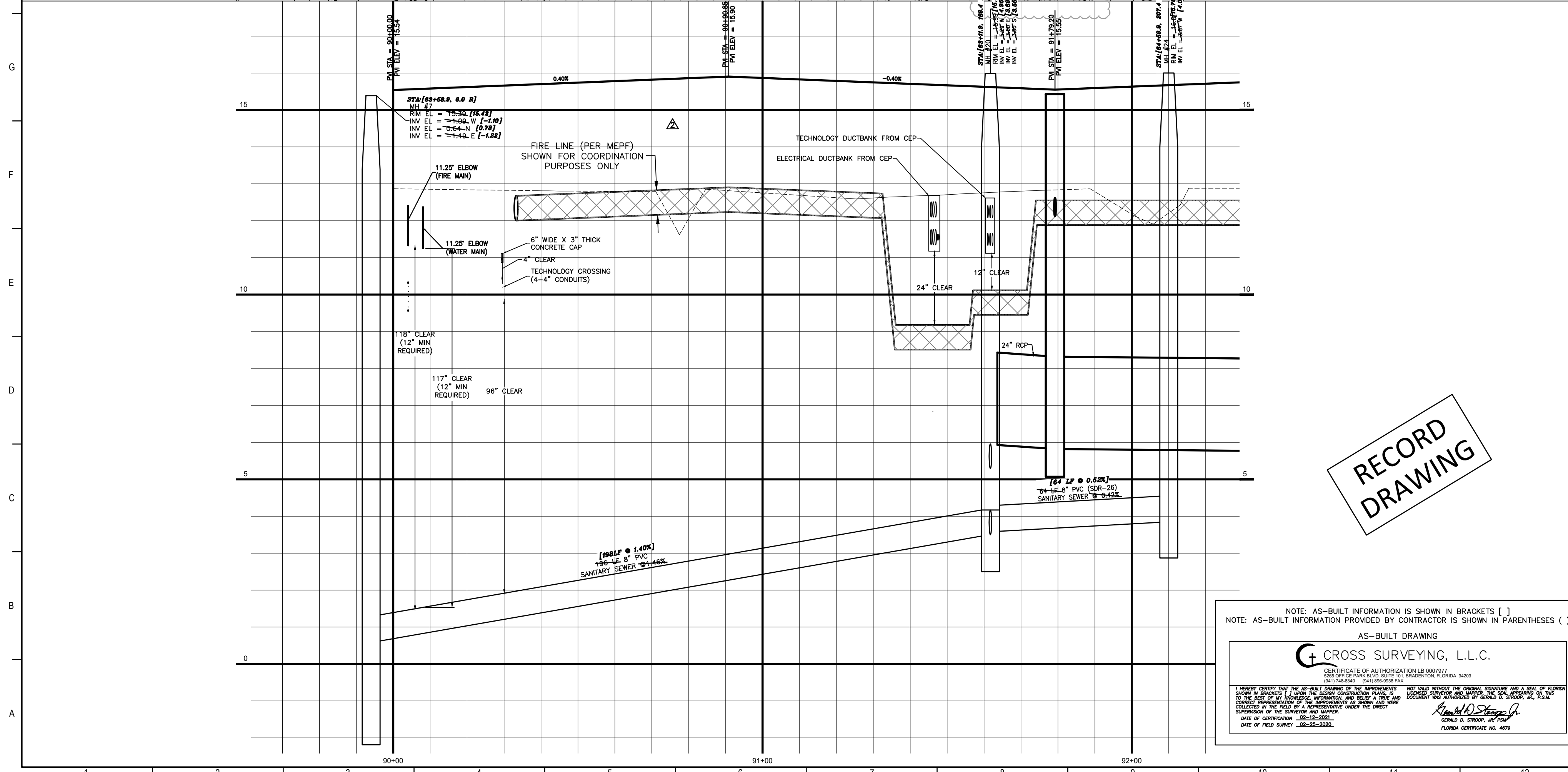
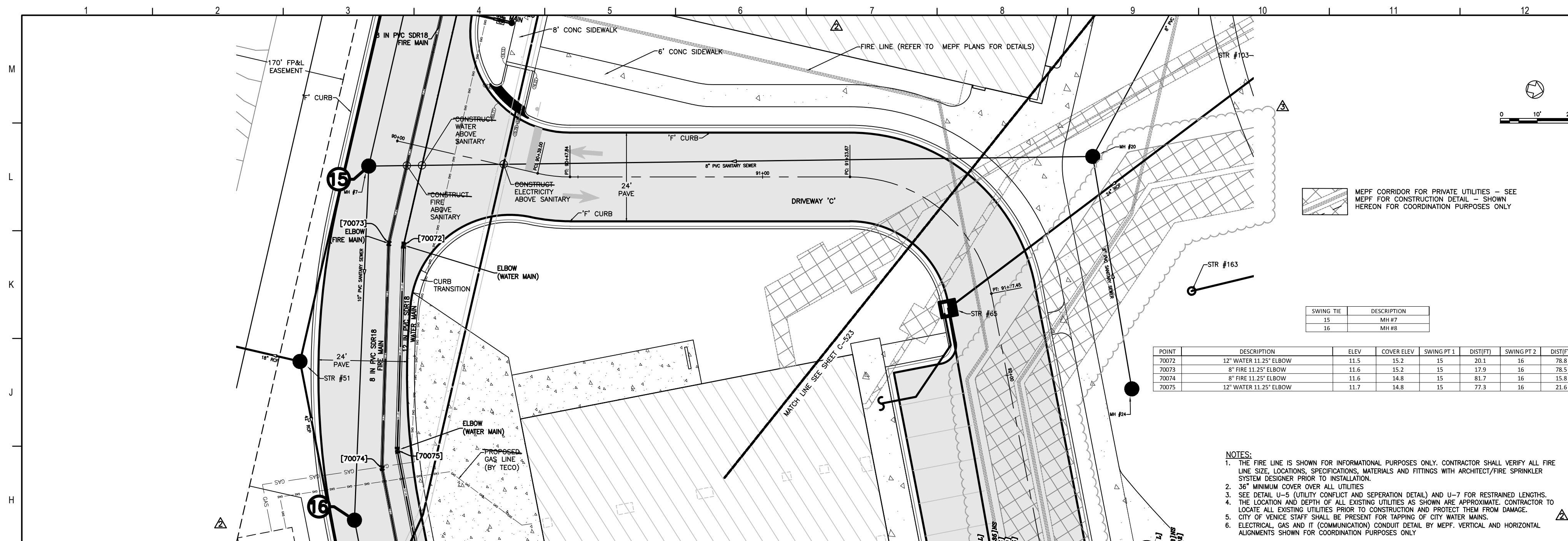
DATE: 07/14/2019

PROJECT NUMBER: 18122-00

DRIVEWAY C (STA 86+00 - 88+00) & LIFT STATION

C-521

4



Flad Architects
 Flad & Associates of Florida, Inc.
 AEC0000569
 2202 N. Westshore Blvd., Ste. 125
 Tampa, FL 33607
 Tel: 813-636-6612
 www.flad.com

Flad Structural Engineers
 Flad & Associates, Inc.
 27075
 644 Science Drive
 Madison, WI 53711
 Tel: 608-238-2891
 Fax: 608-238-9727
 www.flad.com

AEI Affiliated Engineers
 LICENSE # CA 5140
 Affiliated Engineers SE, Inc.
 777 S Harbour Island Blvd #450
 Tampa, FL 33602
 Tel: (813) 405-3800

Stantec
 LICENSE # 75477
 Affiliated Engineers SE, Inc.
 STANTEC CONSULTING SERVICES
 6900 Professional Parkway East
 Sarasota, FL 34240
 Tel: (941) 907-6900

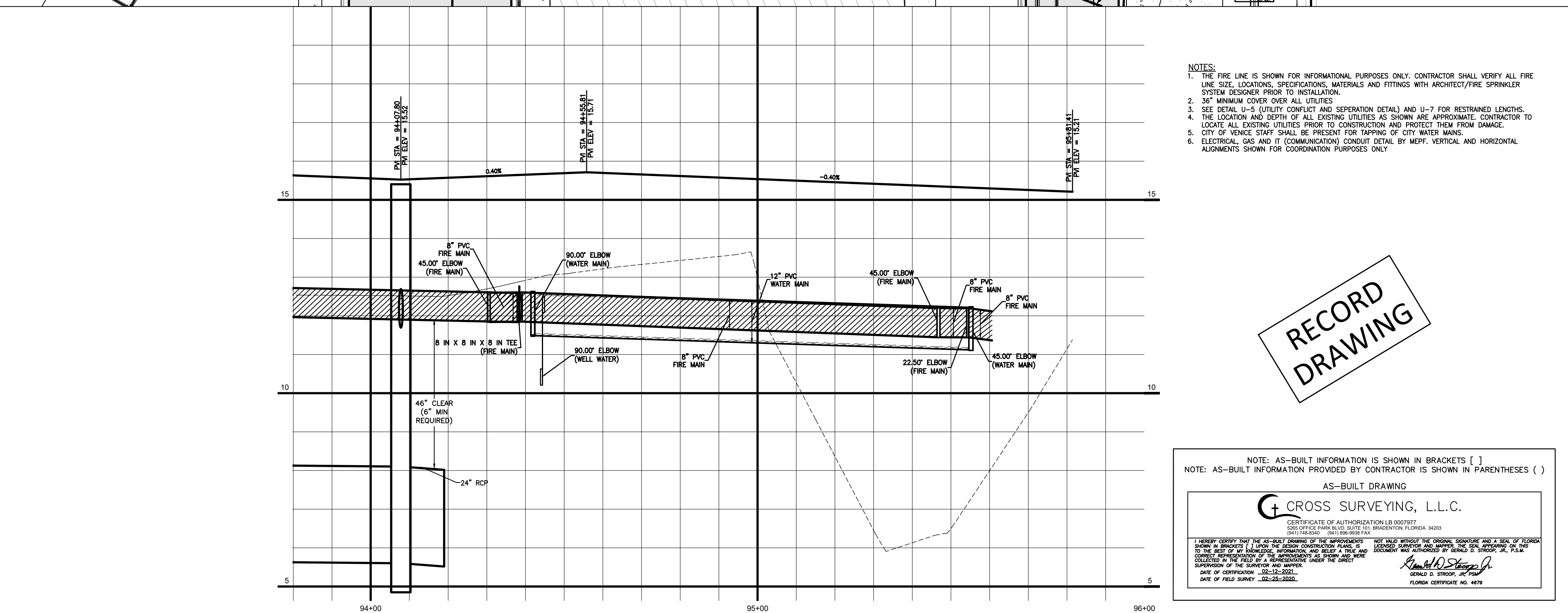
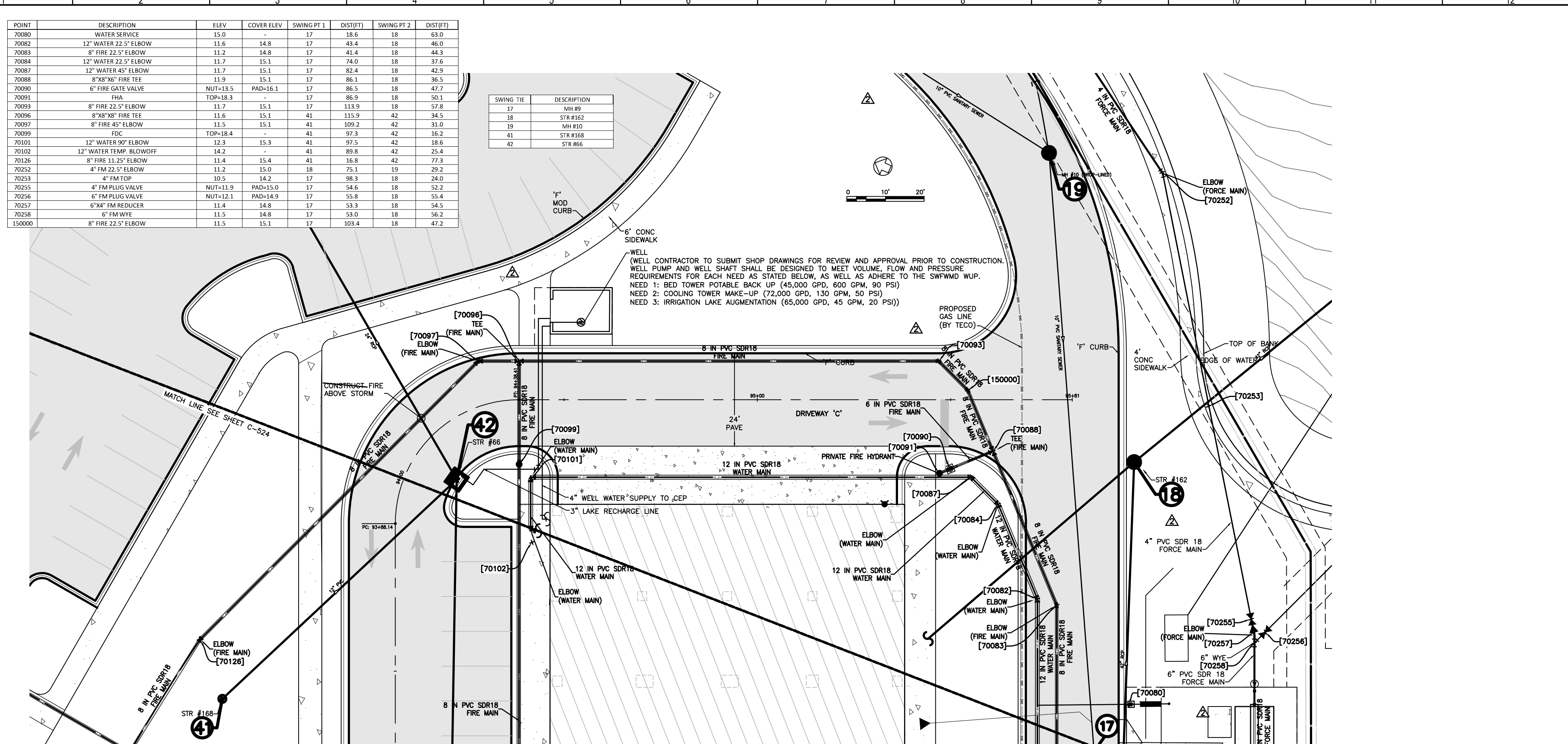
STANDARD SPECIFICATIONS
 SECTION 05100 - METALS
 PART 1 - SUMMARY
 A. Section Includes
 1. Fabrication and Installation of Steel
 B. Related Sections
 1. Steel Decking
 2. Steel Joists
 3. Steel Purlins
 4. Steel Trusses
 5. Steel Bracing
 6. Steel Decking
 7. Steel Decking
 8. Steel Decking
 9. Steel Decking
 10. Steel Decking
 11. Steel Decking
 12. Steel Decking
 13. Steel Decking
 14. Steel Decking
 15. Steel Decking
 16. Steel Decking
 17. Steel Decking
 18. Steel Decking
 19. Steel Decking
 20. Steel Decking
 21. Steel Decking
 22. Steel Decking
 23. Steel Decking
 24. Steel Decking
 25. Steel Decking
 26. Steel Decking
 27. Steel Decking
 28. Steel Decking
 29. Steel Decking
 30. Steel Decking
 31. Steel Decking
 32. Steel Decking
 33. Steel Decking
 34. Steel Decking
 35. Steel Decking
 36. Steel Decking
 37. Steel Decking
 38. Steel Decking
 39. Steel Decking
 40. Steel Decking
 41. Steel Decking
 42. Steel Decking
 43. Steel Decking
 44. Steel Decking
 45. Steel Decking
 46. Steel Decking
 47. Steel Decking
 48. Steel Decking
 49. Steel Decking
 50. Steel Decking
 51. Steel Decking
 52. Steel Decking
 53. Steel Decking
 54. Steel Decking
 55. Steel Decking
 56. Steel Decking
 57. Steel Decking
 58. Steel Decking
 59. Steel Decking
 60. Steel Decking
 61. Steel Decking
 62. Steel Decking
 63. Steel Decking
 64. Steel Decking
 65. Steel Decking
 66. Steel Decking
 67. Steel Decking
 68. Steel Decking
 69. Steel Decking
 70. Steel Decking
 71. Steel Decking
 72. Steel Decking
 73. Steel Decking
 74. Steel Decking
 75. Steel Decking
 76. Steel Decking
 77. Steel Decking
 78. Steel Decking
 79. Steel Decking
 80. Steel Decking
 81. Steel Decking
 82. Steel Decking
 83. Steel Decking
 84. Steel Decking
 85. Steel Decking
 86. Steel Decking
 87. Steel Decking
 88. Steel Decking
 89. Steel Decking
 90. Steel Decking
 91. Steel Decking
 92. Steel Decking
 93. Steel Decking
 94. Steel Decking
 95. Steel Decking
 96. Steel Decking
 97. Steel Decking
 98. Steel Decking
 99. Steel Decking
 100. Steel Decking

smh
 Sarasota County
 Public Hospital
 District
 2600 Laurel Road
 Nokomis, FL 34275
 90 Bed New Hospital

AHCA# 232980761-101-1
 Project Name
 CONSTRUCTION DOCUMENTS
 Date
 4/24/2019
 Prepared by
 STANTEC
 Checked by
 STANTEC
 Drawn by
 STANTEC
 Project No.
 DRIVEWAY D (STA 90+00 - 91+50)
 Sheet No.
 C-522 3

POINT	DESCRIPTION	ELEV	CORR ELEV	SWING PT 1	INST1	SWING PT 2	INST2
20080	WATER SERVICE	15.0	-	17	18.6	18	63.0
20082	12" WATER 22.5" ELBOW	11.6	14.8	17	43.4	18	46.0
20083	8" FIRE 22.5" ELBOW	11.2	14.8	17	41.4	18	44.3
20084	12" WATER 22.5" ELBOW	11.7	15.1	17	74.0	18	37.6
20087	12" WATER 45" ELBOW	11.7	15.1	17	82.4	18	43.9
20088	8" FIRE 45" ELBOW	11.0	15.1	17	86.1	18	36.5
20090	8" FIRE GATE VALVE	NUT-18.5	PAD-16.1	17	86.5	18	47.7
20091	FIRE	TOP-18.5	-	17	86.9	18	50.1
20093	8" FIRE 22.5" ELBOW	11.7	15.1	17	113.9	18	57.8
20096	8" FIRE 45" ELBOW	11.6	15.1	41	109.2	42	34.5
20097	8" FIRE 45" ELBOW	11.5	15.1	41	109.2	42	31.0
20099	FOC	TOP-18.4	-	41	97.3	42	18.2
20181	12" WATER 90" ELBOW	12.3	15.3	41	97.5	42	18.6
20182	12" WATER TEMP BLOWOFF	14.2	15.3	41	89.8	42	25.4
20186	8" FIRE 11.25" ELBOW	11.4	15.4	41	16.8	42	77.3
20187	4" FM 22.5" ELBOW	11.2	15.0	18	25.1	19	29.2
20188	4" FM TOP	10.5	14.2	17	98.3	18	24.0
20255	4" FM PLUG VALVE	NUT-11.9	PAD-13.0	17	54.6	18	52.2
20256	6" FM PLUG VALVE	NUT-12.1	PAD-14.9	17	53.8	18	51.4
20257	6" FM FM REDUCER	11.4	14.8	17	53.3	18	54.5
20258	4" FM WYE	11.5	14.8	17	53.0	18	56.2
150000	8" FIRE 22.5" ELBOW	11.5	15.1	17	103.4	18	47.2

SWING TIE	DESCRIPTION
17	STR #182
18	STR #182
19	STR #182
41	STR #188
42	STR #188



- NOTES:
1. THE FIRE LINE IS SHOWN FOR INFORMATIONAL PURPOSES ONLY. CONTRACTOR SHALL VERIFY ALL FIRE LINE SIZE, LOCATIONS, SPECIFICATIONS, MATERIALS AND FITTINGS WITH ARCHITECT/FIRE SPRINKLER SYSTEM DESIGNER PRIOR TO INSTALLATION.
 2. 36" MINIMUM COVER OVER ALL UTILITIES
 3. SEE DETAIL U-9 (UTILITY CONDUIT AND SEPARATION DETAIL) AND U-7 FOR RESTRAINED LENGTHS.
 4. THE LOCATION AND DEPTH OF ALL EXISTING UTILITIES AS SHOWN ARE APPROXIMATE. CONTRACTOR TO LOCATE ALL EXISTING UTILITIES PRIOR TO CONSTRUCTION AND PROTECT THEM FROM DAMAGE.
 5. CITY OF VENICE STAFF SHALL BE PRESENT FOR TAPPING OF CITY WATER MAINS.
 6. ELECTRICAL, GAS AND IT (COMMUNICATION) CONDUIT DETAIL BY MEFP. VERTICAL AND HORIZONTAL ALIGNMENTS SHOWN FOR COORDINATION PURPOSES ONLY.

RECORD DRAWING

NOTE: AS-BUILT INFORMATION IS SHOWN IN BRACKETS []
 NOTE: AS-BUILT INFORMATION PROVIDED BY CONTRACTOR IS SHOWN IN PARENTHESES ()

AS-BUILT DRAWING

CROSS SURVEYING, L.L.C.
 CERTIFICATE OF AUTHORIZATION LB 000797
 2007 P.L. 2007-100, 2008 P.L. 2008-100, 2009 P.L. 2009-100, 2010 P.L. 2010-100, 2011 P.L. 2011-100, 2012 P.L. 2012-100, 2013 P.L. 2013-100, 2014 P.L. 2014-100, 2015 P.L. 2015-100, 2016 P.L. 2016-100, 2017 P.L. 2017-100, 2018 P.L. 2018-100, 2019 P.L. 2019-100, 2020 P.L. 2020-100, 2021 P.L. 2021-100, 2022 P.L. 2022-100

Flad Architects
 Flad & Associates of Florida, Inc.
 A4020068
 2202 N. Westshore Blvd., Ste. 125
 Tampa, FL 33607
 Tel: 813-333-6612
 www.flad.com

Flad Structural Engineers
 Flad & Associates, Inc.
 27676
 644 Science Drive
 Madison, WI 53711
 Tel: 608-238-2921
 Fax: 608-238-6727
 www.flad.com

AEI Affiliated Engineers
 LICENSE # CA 0148
 Affiliated Engineers SE, Inc.
 777 S Harbour Island Blvd. #450
 Tampa, FL 33602
 Tel: (813) 405-3800

Stantec
 LICENSE # 75477
 STANTEC CONSULTING SERVICES
 6500 Professional Parkway East
 Sarasota, FL 34240
 Tel: (941) 907-6500

Project Key Plan

smh
 Sarasota County
 Public Hospital
 District
 5555 Lauder Road
 Nokomis, FL 34275
 90 Bed New Hospital

AVCA #: 232396181-101-1

CONSTRUCTION DOCUMENTS

DATE: 07/20/2019	STATUS: STANTEC
PROJECT NUMBER: 18122-00	DESIGNED BY: STANTEC
DATE: 07/20/2019	CHECKED BY: STANTEC
DATE: 07/20/2019	APPROVED BY: STANTEC

DRIVEWAY D (STA 94+00 - 96+00)

C-524 **2**

WATER DISTRIBUTION GENERAL:
THE FOLLOWING NOTES ARE INTENDED AS A SUPPLEMENT TO THE PROJECT SPECIFICATIONS AND ARE NOT INTENDED TO SUPERSEDE THE PROJECT SPECIFICATIONS. IT IS ASSUMED THE IRRIGATION MAINS ARE OR WILL CONFORM TO THE CITY OF VENICE WATER SERVICE SPECIFICATIONS.

1. THE CONTRACTOR SHALL INVESTIGATE AND VERIFY OR HAVE VERIFIED THE LOCATION OF UTILITIES BEFORE STARTING WORK. HE SHALL BE LIABLE FOR ANY DAMAGE RESULTING FROM DAMAGE TO SAME. ANY CONFLICTS WITH EXISTING UTILITIES SHALL BE BROUGHT TO THE ATTENTION OF THE ENGINEER AS SOON AS POSSIBLE.

2. IT SHALL BE THE RESPONSIBILITY OF THE CONTRACTOR TO NOTIFY THE CITY OF VENICE UTILITIES DEPARTMENT COUNTY, UTILITY COMPANIES AND THE ENGINEER 48 HOURS PRIOR TO ANY WORK AT SITE. WATER MAINS REQUIRING WATER SERVICE TO BE SHUT OFF SHALL BE MADE KNOWN REQUIRED BY CITY OF VENICE UTILITIES.

3. WATER MAIN INSTALLATION SHALL BE CONSTRUCTED WITH A MINIMUM OF 3 FEET OF COVER BELOW PROPOSED GRADE OR TO THE ELEVATIONS AND DEPTHS AS INDICATED ON THE PLANS WITHIN 0.25 FT. COST TO REPAIR MAIN, IF NECESSARY, SHALL BE BORNE BY THE CONTRACTOR.

4. ALL DISTURBED AREAS IN EXISTING LAWNS SHALL BE REPLACED WITH SOIL EQUAL TO OR BETTER THAN EXISTING AND OF THE SAME TYPE. SMALL SLOPES AND BOTTOM SHALL BE SMOOTHED TO ELIMINATE EROSION. RESTORATION DUE TO EROSION OCCURRING PRIOR TO GRASS SEEDING SHALL BE THE RESPONSIBILITY OF THE CONTRACTOR. THE CONTRACTOR SHALL WATER AS NECESSARY ALL SOODED AREAS UNTIL GRASS ROOTS.

5. DUE TO THE PROXIMITY OF EXISTING DRAINAGE STRUCTURES, ROADWAY PAVEMENT, GOLF CART PATHS, CURBS, COLLECTOR STRUCTURES, MAIL BOXES, ETC., THE CONTRACTOR SHALL USE EXCAVATING METHODS WHICH SHALL PREVENT ANY DAMAGE TO SAME UNLESS REMOVAL IS REQUIRED. THE COST OF ANY DAMAGE AND THE REPLACEMENT OF ALL PRIVATE PROPERTY DAMAGED BY THE CONTRACTOR'S OPERATIONS SHALL BE BORNE BY THE CONTRACTOR.

6. ALL EXISTING SAWMARETS, FITTINGS, ETC., SHALL REMAIN THE PROPERTY OF THE OWNER AND BE STORED ON SITE AT THE DIRECTION OF THE ENGINEER.

7. ALL PVC WATER MAINS SHALL BE BLUE IN COLOR. COLOR CODED PLASTIC COATED METAL TAPE 3" WIDE WITH THE WORD "WATER MAIN" SHALL BE PLACED 18 INCHES BELOW PROPOSED GROUND AND ABOVE D.U.P. AND PVC WATER MAIN. ALSO ATTACH A COLOR-CODED CONTINUOUS NUMBER 12 INCHING MARK ON TOP OF THE PIPE AND AS INDICATED ON THE DETAILS FOR VALVES, HYDRANTS, BLOSSETS, ETC. THE COST FOR COLOR TAPE AND COPPER TRACING WIRE SHALL BE INCLUDED IN THE WATER MAIN UNIT PRICE.

8. THE CONTRACTOR SHALL COORDINATE HOLDINGS OF POLES WITH UTILITY COMPANIES IN ADVANCE SO UNNECESSARY DOWNS OF PROJECTS WILL BE AVOIDED. THE COST FOR THE HOLDING OF THE POWER POLES SHALL BE INCLUDED IN THE WATER MAIN UNIT COST ITEMS CONTAINED IN THE PROPOSAL.

9. ALL CONSTRUCTION SHALL MEET THE MINIMUM REQUIREMENTS OF CITY OF VENICE ORDINANCE #88-000 AND APPLICABLE WATER MAINS, WASTEWATER, AIR RELEASE, OVERHEAD VALVE, AND OTHER DEPARTMENT ENGINEER'S REPRESENTATIVE TO BE PRESENT AT FINAL TIE-IN. THE LENGTH OF PIPE REQUIRED FOR FINAL TIE-IN SHALL BE LIMITED TO USER SHALL BE LIMITED TO 20 FEET. ALL WORK SHALL BE COMPLETED IN ACCORDANCE WITH HEALTH DEPARTMENT AND LOCAL GOVERNMENT RULES AND REGULATIONS.

10. WATER TO GO OVER STORM AND SANITARY UNLESS SPECIFICALLY NOTED IN PLANS. WATER SERVICES TO MAINTAIN 1" CLEAR OF ALL UTILITIES (SEE DETAIL W-8 FOR SERVICE CONNECTION).

11. RESTORATION OF ALL EXISTING ROADS TO CITY OF VENICE STANDARDS AND THE REPLACEMENT OF EXISTING CURBS AND DRIVEWAYS ETC., SHALL BE INCLUDED IN THE UNIT BID PRICE OF THE WATER MAIN ITEM.

12. CONNECTIONS TO EXISTING WATER LINES WILL NOT BE PERMITTED UNTIL ALL NEW WATER LINES HAVE SUCCESSFULLY COMPLETED ALL PRESSURE AND UNDERGROUND TESTING AND ACCEPTANCE BEEN GRANTED BY THE CITY OF VENICE. ALL WORK SHALL BE COMPLETED PRIOR TO CITY TURNOVER.

13. THE CONTRACTOR SHALL NOTIFY CITY OF VENICE UTILITIES DEPARTMENT OR THE PRIVATE UTILITY REGARDING THE DISPOSITION OF ANY FITTINGS, ETC., THAT ARE TO BE REMOVED.

14. THE CONTRACTOR SHALL PROVIDE AND UTILIZE A METERS JUMPER ASSEMBLY BETWEEN THE EXISTING POTABLE WATER SOURCE PIPING AND THE NEW WATER MAIN IN ORDER TO PROVIDE BACKFLOW PREVENTION WHILE FLUSHING AND FLUSHING THE NEW WATER MAIN. FINAL TIE-IN SHALL BE COMPLETED ONLY AFTER THE NEW SYSTEM HAS BEEN FLUSHED CLEAN, PRESSURE TESTED, DISINFECTED, BACTERIOLOGICALLY CLEANED, CORRECTED COMPLETELY BY THE ENGINEER AND A RELEASE IS OBTAINED FROM THE HEALTH DEPARTMENT. ENGINEER'S REPRESENTATIVE TO BE PRESENT AT FINAL TIE-IN. THE LENGTH OF PIPE REQUIRED FOR FINAL TIE-IN SHALL BE LIMITED TO USER SHALL BE LIMITED TO 20 FEET. ALL WORK SHALL BE COMPLETED IN ACCORDANCE WITH HEALTH DEPARTMENT AND LOCAL GOVERNMENT RULES AND REGULATIONS.

15. ALL CONSTRUCTION SHALL ADHERE TO CITY OF VENICE STANDARD DETAILS.

SERVICE DETAILS:

1. ALL METER BOXES HAVE BEEN CALCULATED FOR LOCATION AND SHALL BE SITED ACCORDINGLY IN THE FIELD. BOXES FOUND NOT CONSTRUCTED TO THE PROPOSED LOCATION SHALL BE REMOVED AND RELOCATED BY THE CONTRACTOR AT NO ADDITIONAL CHARGE. THOSE BOXES SHOWN IN CLUSTERS SHALL BE PLACED IN A NEAT ROW AND SPACED EACH OTHER.

2. ALL EXISTING AND PROPOSED VALVE BOXES SHALL BE ADJUSTED TO FINISHED GRADES AS ESTABLISHED IN THE FIELD. NO ADDITIONAL COMPENSATION SHALL BE MADE BY THE OWNER.

3. FIRE HYDRANTS SHALL BE CONSTRUCTED WITH "ROUND LIFT" SET TO FINISHED GRADES AS ESTABLISHED IN THE FIELD. NORMAL BURY IS 3 FEET OF COVER FOR WATER LINES. IF EXTENSIONS ARE REQUIRED, THE COST SHALL BE INCLUDED IN THE PRICE BID.

4. AIR RELEASE TAPS SHALL BE INSTALLED IN WATER MAINS AT HIGH POINTS WHERE REQUIRED. THESE LOCATIONS SHALL BE LOCATED ON THE RECORD DRAWINGS.

5. 2 INCH OR SMALLER DIAMETER SERVICES SHALL INCLUDE THE SERVICE SADDLE, CORPORATION STOP, VARIABLE LENGTH (P.E. 3408 - A.S.T.M. 2737) COPPER TUBE SERVICE PIPE, CURB STOP AND METER BOX OF THE SIZE FOR METER INDICATED.

6. VERTICAL CLEARANCE BETWEEN WATER AND STORM/ REUSE/ WASTEWATER LINES SHALL BE 18 INCHES MINIMUM.

7. A "W" OR "V" SHALL BE STAMPED INTO CURB WHERE WATER SERVICE OR WATER VALVE IS LOCATED IN ACCORDANCE WITH COUNTY CODES. A MEASUREMENT FROM EDGE OF CURB SPAWN BY THE CONTRACTOR SHALL BE PLACED IN A NEAT ROW AND SPACED EACH OTHER.

AS-BUILT:

1. THE CONTRACTOR SHALL LOCATE VALVES, SERVICES, HYDRANTS, AIR RELEASE VALVES, ETC. BY USING A TYPICAL TIE-IN FROM PERMANENT RECORD DRAWINGS. THESE MEASUREMENTS SHALL BE SHOWN ON THE "AS-BUILT" DRAWING BY THE CONTRACTOR AND PRESENTED TO THE ENGINEER AT EACH PAYMENT APPLICATION FOR PERMANENT RECORDING.

2. THE CONTRACTOR SHALL FLUSH "AS-BUILT" TOP OF PIPE ELEVATIONS OF ALL WATER MAINS EVERY 100' ALL FITTINGS AND ALL CHANGES IN GRADE.

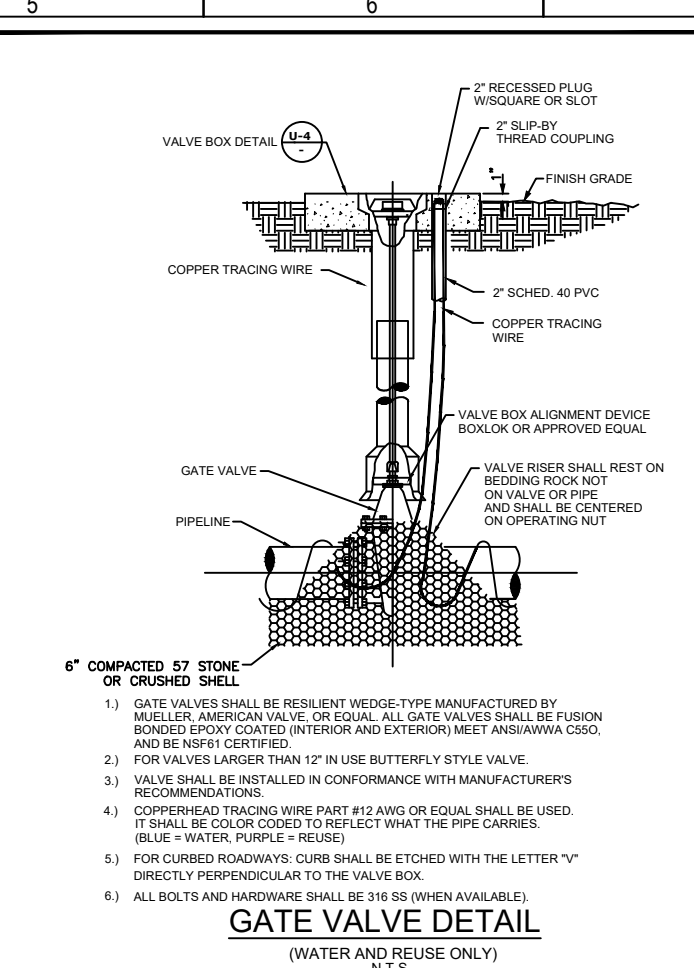
3. RECORD DRAWINGS, IF PREPARED BY THE CONTRACTOR OR CONTRACTORS SURVEYOR, DRAFT COPIES OF THE RECORD DRAWINGS SHALL BE SUBMITTED TO ENGINEER PRIOR TO TURNING THE DRAWINGS OVER TO THE ENGINEER. THE CONTRACTOR/SURVEYOR SHALL PROVIDE 3 SETS OF COPIES TO THE COUNTY. ONCE THE DRAWINGS ARE APPROVED BY THE COUNTY, CONTRACTOR/SURVEYOR IS RESPONSIBLE FOR PROVIDING ONE SET TO THE ENGINEER AND ONE SET TO THE CITY. A DIGITAL COPY OF RECORD DRAWINGS IN ACD 14 FORMAT, RECORD INFORMATION SHALL BE ON UNIQUE LAYERS), USING TEXT SHAPE FILE CODES WITH STANDARD ACD.

JOINT RESTRAINING:

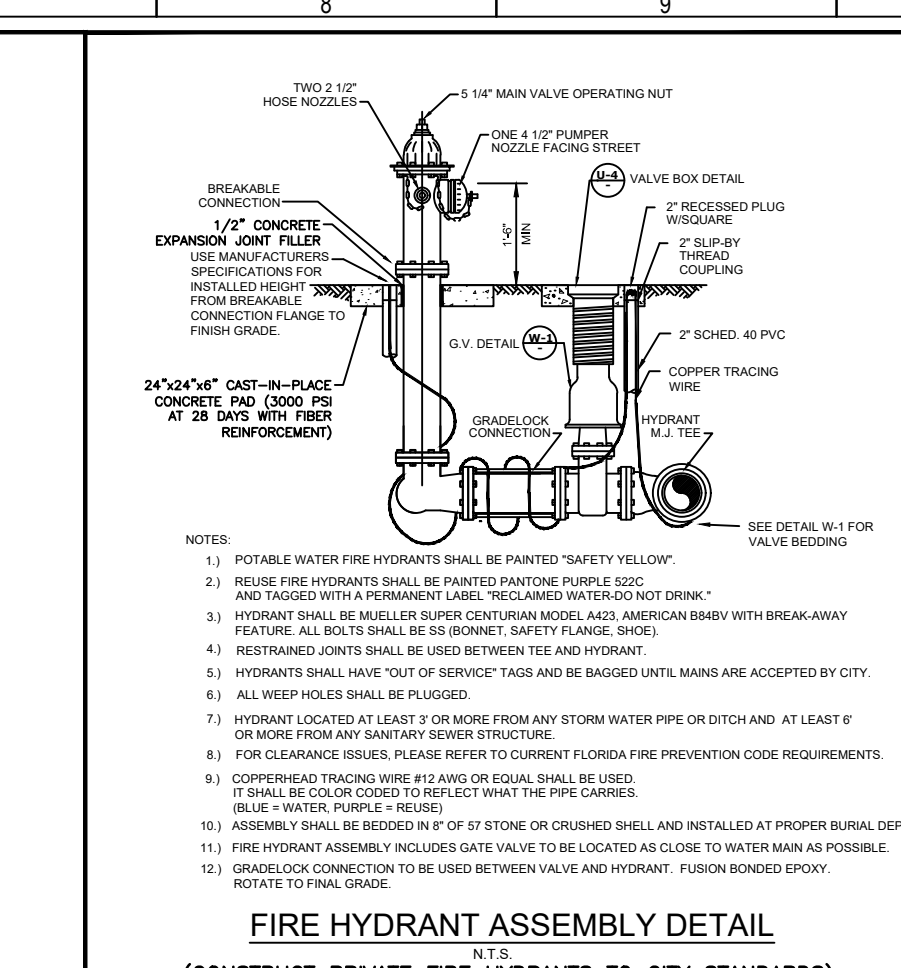
1. THE CONTRACTOR SHALL PROVIDE ALL JOINT RESTRAINING AS REQUIRED. SEE RESTRAINED JOINT TABLES.

2. DESIGN CRITERIA: 150 P.S.I. TEST PRESSURE TIMES 2 SAFETY FACTOR (300 P.S.I.) FOR WATER MAINS WITH ASSIGNED SOIL BEARING CAPACITY OF 1000 LBS. PER SQUARE FOOT.

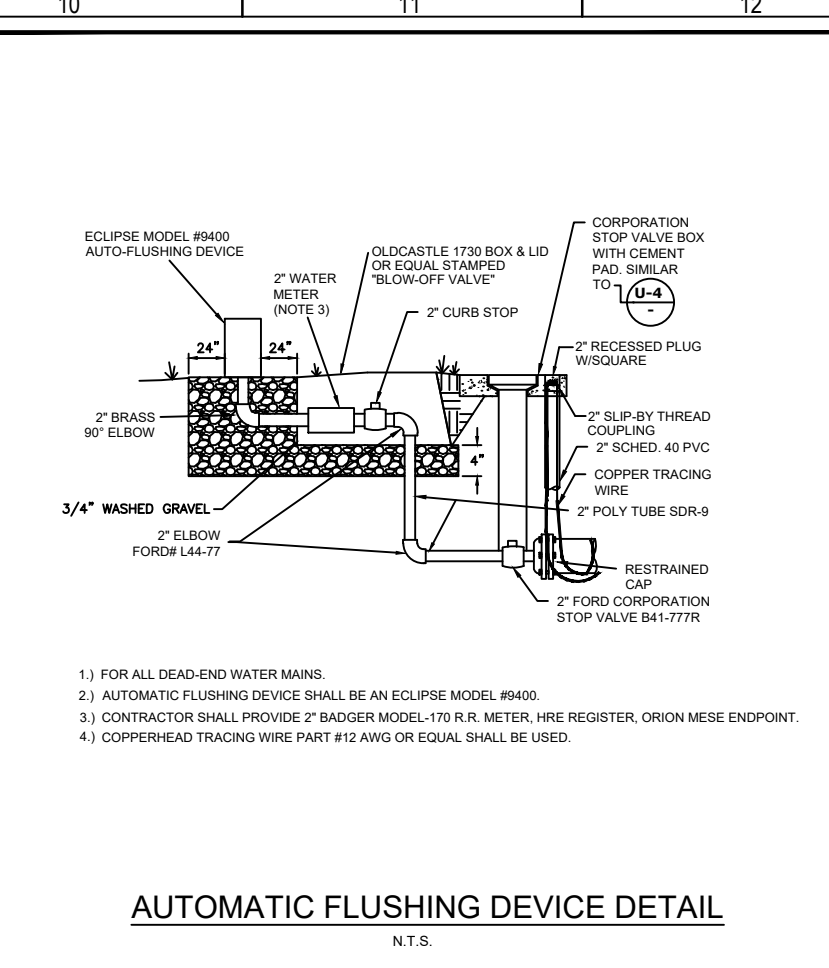
3. COMPLETELY COAT EXPOSED RE-BARS OR OTHER UNCOATED STEEL AFTER INSTALLATION WITH TWO COATS OF PORTER TARGET MAO-BUILD #7080 AT 8 MILS D.F.T. EACH COAT) USED IN ACCORDANCE WITH MANUFACTURER'S RECOMMENDATION.



GATE VALVE DETAIL
(WATER AND REUSE ONLY)
N.T.S.



FIRE HYDRANT ASSEMBLY DETAIL
(CONSTRUCT PRIVATE FIRE HYDRANTS TO CITY STANDARDS)
N.T.S.



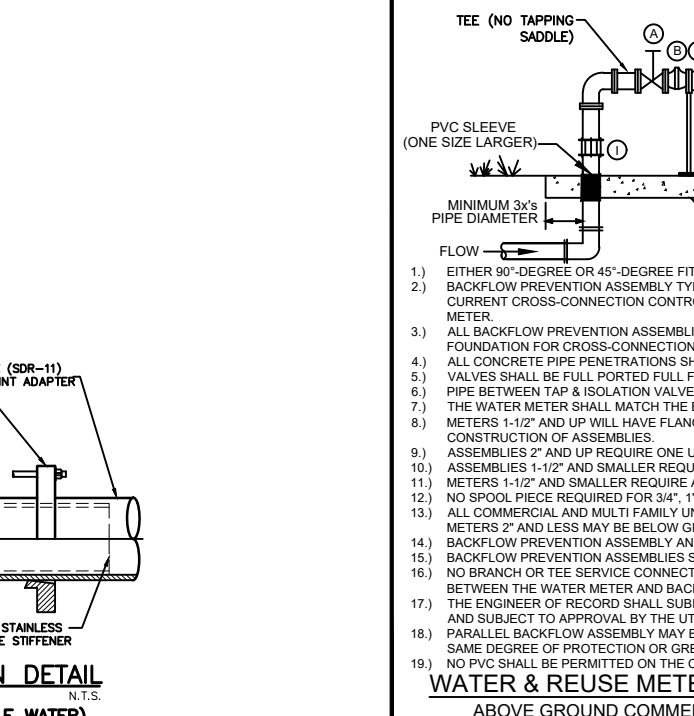
AUTOMATIC FLUSHING DEVICE DETAIL
N.T.S.

CITY OF VENICE ENGINEERING DEPARTMENT 401 WEST VENICE AVE. VENICE, FL 34086 TEL: (813) 488-2028 FAX: (813) 488-3031	UTILITIES - WATER	DATE JAN. 2019	CITY OF VENICE ENGINEERING DEPARTMENT 401 WEST VENICE AVE. VENICE, FL 34086 TEL: (813) 488-2028 FAX: (813) 488-3031	UTILITIES - WATER	DATE JAN. 2019
--	-------------------	-------------------	--	-------------------	-------------------

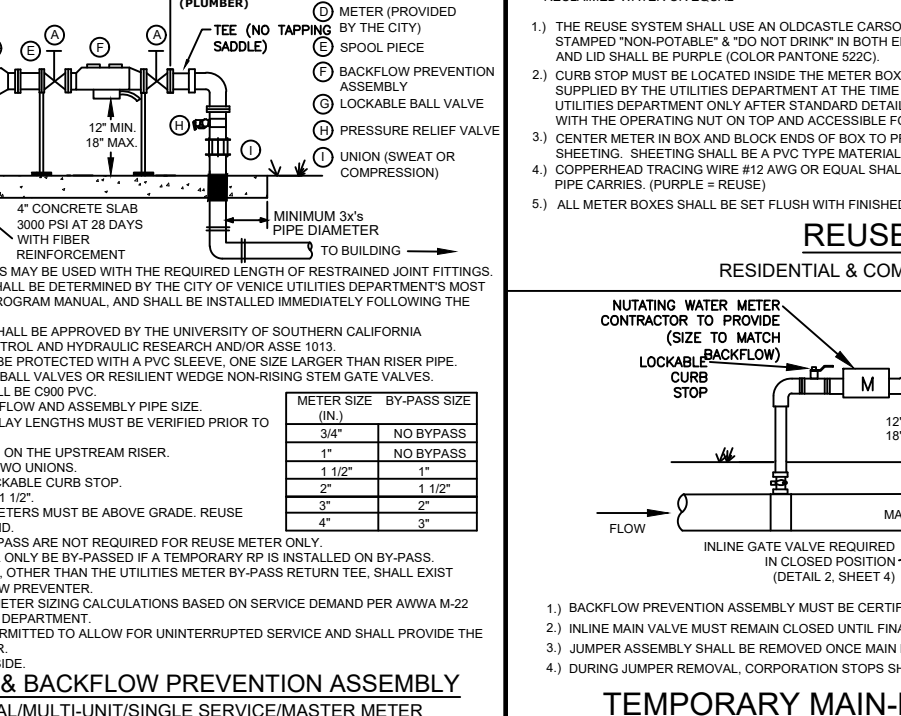
GATE VALVE	FIRE HYDRANT ASSEMBLY
-------------------	------------------------------

CITY OF VENICE ENGINEERING DEPARTMENT 401 WEST VENICE AVE. VENICE, FL 34086 TEL: (813) 488-2028 FAX: (813) 488-3031	UTILITIES - WATER	DATE JAN. 2019	CITY OF VENICE ENGINEERING DEPARTMENT 401 WEST VENICE AVE. VENICE, FL 34086 TEL: (813) 488-2028 FAX: (813) 488-3031	UTILITIES - WATER	DATE JAN. 2019
--	-------------------	-------------------	--	-------------------	-------------------

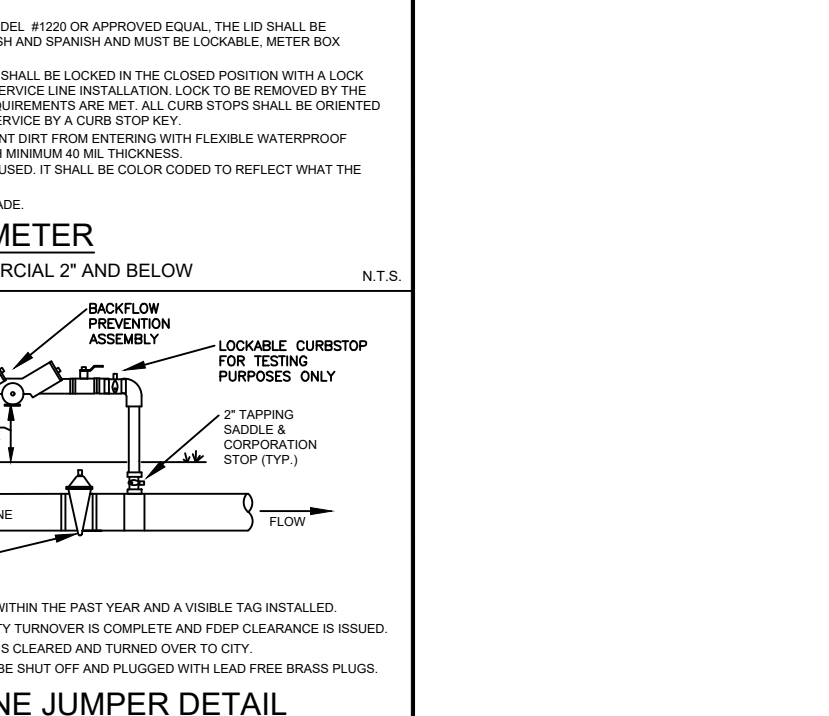
FIRE HYDRANT ASSEMBLY	AUTOMATIC FLUSHING DEVICE
------------------------------	----------------------------------



H.D.P.E. TO P.V.C. TRANSITION DETAIL
(FOR USE WITH WASTEWATER AND POTABLE WATER)
N.T.S.



WATER & REUSE METER & BACKFLOW PREVENTION ASSEMBLY
ABOVE GROUND COMMERCIAL/MULTI-FAMILY SINGLE SERVICE/MASTER METER
(WITH BY-PASS AROUND METER ONLY) N.T.S.



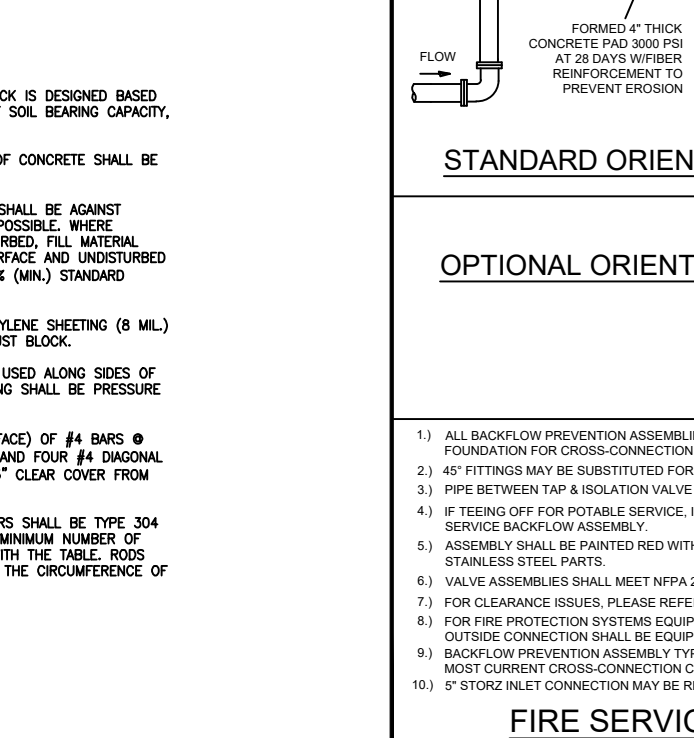
REUSE METER
RESIDENTIAL & COMMERCIAL 2" AND BELOW
N.T.S.

CITY OF VENICE ENGINEERING DEPARTMENT 401 WEST VENICE AVE. VENICE, FL 34086 TEL: (813) 488-2028 FAX: (813) 488-3031	UTILITIES - WATER	DATE JAN. 2019	CITY OF VENICE ENGINEERING DEPARTMENT 401 WEST VENICE AVE. VENICE, FL 34086 TEL: (813) 488-2028 FAX: (813) 488-3031	UTILITIES - WATER	DATE JAN. 2019
--	-------------------	-------------------	--	-------------------	-------------------

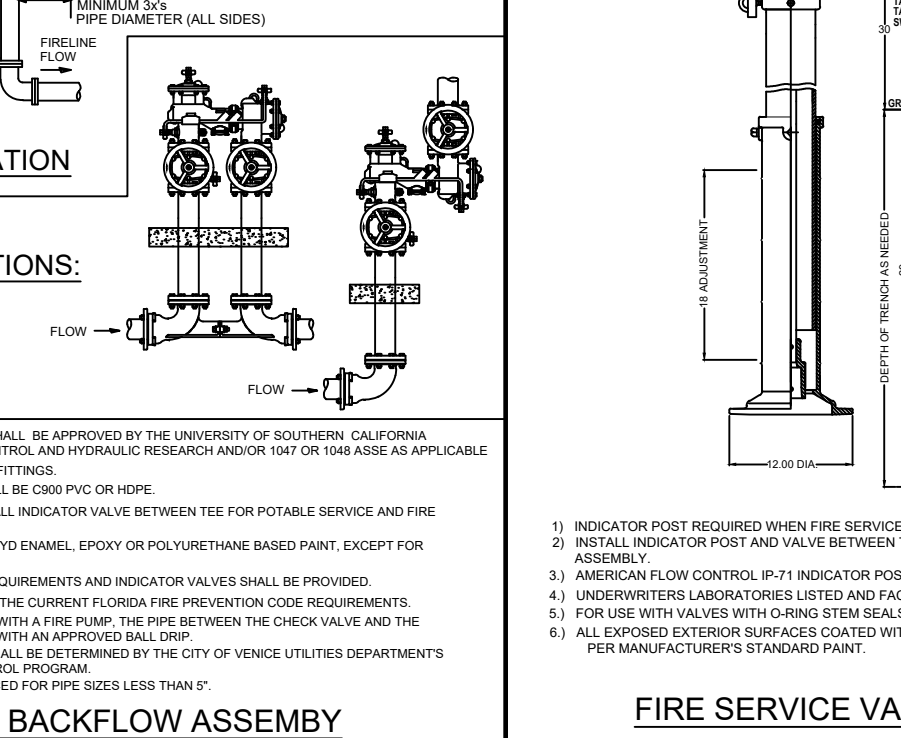
WATER & REUSE METER & BACKFLOW	REUSE METER & TEMPORARY JUMPER
---	---

CITY OF VENICE ENGINEERING DEPARTMENT 401 WEST VENICE AVE. VENICE, FL 34086 TEL: (813) 488-2028 FAX: (813) 488-3031	UTILITIES - WATER	DATE JAN. 2019	CITY OF VENICE ENGINEERING DEPARTMENT 401 WEST VENICE AVE. VENICE, FL 34086 TEL: (813) 488-2028 FAX: (813) 488-3031	UTILITIES - WATER	DATE JAN. 2019
--	-------------------	-------------------	--	-------------------	-------------------

WATER & REUSE METER & BACKFLOW	REUSE METER & TEMPORARY JUMPER
---	---



FIRE SERVICE BACKFLOW ASSEMBLY
SIZE 2" - 10"
N.T.S.



FIRE SERVICE VALVE INDICATOR POST
N.T.S.

CITY OF VENICE ENGINEERING DEPARTMENT 401 WEST VENICE AVE. VENICE, FL 34086 TEL: (813) 488-2028 FAX: (813) 488-3031	UTILITIES - WATER	DATE JAN. 2019	CITY OF VENICE ENGINEERING DEPARTMENT 401 WEST VENICE AVE. VENICE, FL 34086 TEL: (813) 488-2028 FAX: (813) 488-3031	UTILITIES - WATER	DATE JAN. 2019
--	-------------------	-------------------	--	-------------------	-------------------

FIRE SERVICE BACKFLOW ASSEMBLY	FIRE SERVICE INDICATOR POST
---------------------------------------	------------------------------------

CITY OF VENICE ENGINEERING DEPARTMENT 401 WEST VENICE AVE. VENICE, FL 34086 TEL: (813) 488-2028 FAX: (813) 488-3031	UTILITIES - WATER	DATE JAN. 2019	CITY OF VENICE ENGINEERING DEPARTMENT 401 WEST VENICE AVE. VENICE, FL 34086 TEL: (813) 488-2028 FAX: (813) 488-3031	UTILITIES - WATER	DATE JAN. 2019
--	-------------------	-------------------	--	-------------------	-------------------

FIRE SERVICE BACKFLOW ASSEMBLY	FIRE SERVICE INDICATOR POST
---------------------------------------	------------------------------------

Flad Architects
Flad & Associates of Florida, Inc.
AEC000568
2202 N. Westshore Blvd., Sm. 125
Tampa, FL 33607
Tel: 813-630-6612
www.flad.com

Flad Structural Engineers
Flad & Associates, Inc.
2705
844 Science Drive
Madison, WI 53711
Tel: 608-238-2891
Fax: 608-238-9727
www.flad.com

AEI Affiliated Engineers
Affiliated Engineers SE, Inc.
177 S. Harbor Island Blvd. #450
Tampa, FL 33602
Tel: (813) 488-3800

Stantec
LICENSE # 75477
STANTEC CONSULTING SERVICES
6000 Professional Parkway East
Sarasota, FL 34240
Tel: (941) 907-6900

DATE	DESCRIPTION
4/24/2019	STANTEC
18/2/20	STANTEC

smh
Sarasota County
Public Hospital
District
2600 Laurel Road
Nokomis, FL 34275
90 Bed New Hospital

AHCA# 23298061-101-1
CONSTRUCTION DOCUMENTS
DATE: 4/24/2019
DRAWN BY: STANTEC
CHECKED BY: STANTEC
DATE: 18/2/20
DRAWN BY: STANTEC
CHECKED BY: STANTEC

WATER DETAILS
Sheet No: **C-607** of 1

RECORD DRAWING

THE FOLLOWING NOTES APPLY TO THE INTERIM COUNTY SEWER PHASE, AS STATED ON THE COVER. SEWER IS TO BE INSTALLED SARASOTA COUNTY, THE LEFT STATION WILL BE CONVERTED TO CITY OF VENICE THEREFOR CITY OF VENICE DETAILS ARE SHOWN HEREIN.

WASTEWATER COLLECTION GENERAL NOTES

THE FOLLOWING NOTES ARE INTENDED AS A SUPPLEMENT TO THE PROJECT SPECIFICATIONS AND ARE NOT INTENDED TO SUPERSEDE THE SPECIFICATIONS.

- ALL CONSTRUCTION SHALL MEET THE MINIMUM REQUIREMENTS OF SARASOTA COUNTY ORDINANCE #99-008 AND BE SUBJECT TO THE CITY OF VENICE WATER, WASTEWATER AND REUSE SYSTEMS CODE, LATEST EDITION, AND EXCEED THE REQUIREMENTS OF THAT ORDINANCE WHERE INDICATED ON THESE CONSTRUCTION DRAWINGS OR IN THE PROJECT SPECIFICATIONS.
- ELEVATIONS SHOWN ON THE PLANS FOR FLOWLINES OF PROPOSED WASTEWATER MAINS SHALL BE ADJUSTED TO IN MOST CASES THE DESIGN GRADES ARE CRITICAL AND ADJUSTMENTS CAUSED BY MIS-ALIGNMENT OR IMPROPER GRADES ARE IMPRACTICAL. COST TO RELAY MAIN, IF NECESSARY, SHALL BE BORNE BY THE CONTRACTOR.
- THE CONTRACTOR SHALL INVESTIGATE AND VERIFY OR HAVE VERIFIED THE LOCATION OF EXISTING UTILITIES AND ANY OTHER EXISTING UTILITIES BEFORE STARTING WORK. HE SHALL BE LIABLE FOR ANY EXPENSE RESULTING FROM DAMAGE TO SAME. ANY CONFLICTS WITH EXISTING UTILITIES SHALL BE BROUGHT TO THE ATTENTION OF THE ENGINEER AS SOON AS POSSIBLE.
- IT SHALL BE THE RESPONSIBILITY OF THE CONTRACTOR TO NOTIFY THE COUNTY, UTILITY COMPANIES AND THE ENGINEER 48 HOURS PRIOR TO ANY WORK AT SITE AND 48 HOURS PRIOR TO ANY TESTING.
- THE CONTRACTOR SHALL COORDINATE HOLDING OF POLES WITH UTILITY COMPANIES IN ADVANCE SO UNNECESSARY DELAYS OF PROJECT SHALL NOT BE INCURRED. THE COST FOR THE HOLDING OF THE POWER POLES SHALL BE INCLUDED IN THE WASTEWATER MAIN UNIT COST ITEMS CONTAINED IN THE PROPOSAL.
- ALL DEFURROWED AREAS IN EXISTING LAWNS SHALL BE REPLACED WITH SOIL EQUAL TO OR BETTER THAN EXISTING AND OF THE SAME TYPE. SHALE SLOPES AND RETAINING WALLS SHALL BE SOILED TO EXISTING PROPORTION. RESTORATION DUE TO EROSION OCCURRING PRIOR TO GRASS ROOTING SHALL BE THE RESPONSIBILITY OF THE CONTRACTOR. THE CONTRACTOR SHALL WATER AS NECESSARY TO MAINTAIN SOIL MOISTURE.
- DUE TO THE PROXIMITY OF EXISTING DRAINAGE STRUCTURES, ROADWAY PAVEMENT, GOLF CART PATHS, CURBS, CURBS, DRIVEWAYS, STRUCTURES, MANHOLES, ETC., THE CONTRACTOR SHALL USE EXCAVATING METHODS WHICH SHALL PREVENT ANY DAMAGE TO SAME UNLESS REMOVAL IS REQUIRED. THE COST OF ANY DAMAGE AND THE REPLACEMENT OF ALL PRIVATE PROPERTY DAMAGED BY THE CONTRACTOR'S OPERATIONS SHALL BE BORNE BY THE CONTRACTOR.
- RESTORATION OF ALL EXISTING ROADWAYS TO SARASOTA COUNTY STANDARDS AND THE REPLACEMENT OF EXISTING CURBS AND DRIVEWAYS ETC., SHALL BE INCLUDED IN THE UNIT BID PRICE OF THE SEWER MAIN ITEMS.
- FOR FINISHING AND SURFACE FINISHING REQUIREMENTS, REFER TO APPROPRIATE DIVISION OF THE PROJECT SPECIFICATIONS.
- PIPE AND FITTINGS FOR P.V.C. GRAVITY PIPE SHALL MEET THE REQUIREMENTS OF A.S.T.M. SPECIFICATION D-3034 (SDR 26).
- FORCE MAINS SHALL BE RESTRAINED JOINT IN ACCORDANCE WITH THE WATER MAIN DETAILS UNLESS OTHERWISE SPECIFIED.
- ALL P.V.C. FORCE MAINS SHALL BE GREEN IN COLOR. COLOR CODED PLASTIC COATED METAL TUBE 2" WIDE WITH THE WORDS "FORCE MAIN" SHALL BE PROVIDED ABOVE AND ABOVE FORCE MAIN. ALSO ATTACH A COLOR-CODED CONTINUOUS NUMBER 12 INSULATED WIRE ON TOP OF THE PIPE AND AS INDICATED ON THE DETAILS FOR VALVES, MANHOLES, CLEANOUTS, ETC. THE COST FOR COLOR TAPES AND COVER TAPING SHALL BE INCLUDED IN THE FORCE MAIN UNIT PRICES.

SEWER TESTING

- TESTING SHALL BE IN CONFORMANCE WITH SARASOTA "UNIFORM WATER, WASTEWATER AND REUSE SYSTEMS CODE", OR THE SPECIFICATIONS, UNLESS OTHERWISE SPECIFIED.
- THE CONTRACTOR SHALL REDUCE HIS COST FOR THE VARIOUS ITEMS CONTAINED IN THE BID SCHEDULE. THE ADDITIONAL COSTS INCURRED WITH LAMPING THE NEW SEWER PIPE DURING TESTING OR APPLICATION TESTING AND PIPE DEFLECTION TESTS, ALL AS OUTLINED IN THE SARASOTA COUNTY "UNIFORM WATER, WASTEWATER AND REUSE SYSTEMS CODE".
- THE CONTRACTOR SHALL HAVE THE NEW SEWER SYSTEM TV. INSPECTED AS PER THE SARASOTA COUNTY "UNIFORM WATER, WASTEWATER AND REUSE SYSTEMS CODE".

AS-BUILTS

- THE CONTRACTOR SHALL LOCATE MANHOLES, SERVICES, ETC. BY USING A TWO (2) POINT SINK MEASUREMENT FROM PERMANENT SURFACE FEATURES THAT CAN READILY BE FOUND ON THE DRAWING.
- THE CONTRACTOR SHALL FURNISH "AS-BUILT" DRAWINGS OF SEWER MAINS USING EACH DOWN STREAM MANHOLE AS STA. 0+00.
- TOP OF PIPE ELEVATIONS FOR ALL FORCE MAINS ARE REQUIRED AT A MAXIMUM INTERVAL OF EVERY 100' AND ON EACH FITTING OR CHANGE IN GRADE.
- RECORD DRAWINGS IF PROVIDED BY THE CONTRACTOR OR CONTRACTOR SUPERVISOR, DRAFT COPIES OF THE RECORD DRAWINGS SHALL BE SUBMITTED TO THE ENGINEER PRIOR TO FINALIZING THE DRAWINGS. ONCE ACCEPTABLE TO THE ENGINEER THE CONTRACTOR SUPERVISOR WILL PROVIDE 9 SETS OF SIGNED AND SEALED FINALIZED DRAWINGS FOR SUBMITTAL TO THE COUNTY. ONCE APPROVED BY THE COUNTY, CONTRACTOR/SUPERVISOR IS RESPONSIBLE TO PROVIDE THE ENGINEER OF RECORD ONE SET OF SIGNED AND SEALED AS-BUILT DRAWINGS. RECORD INFORMATION SHALL BE ON UNIQUE LAYERS, USING TEXT SHAPE FILE THAT COMES WITH STANDARD ACAD. SMARTMAP MANHOLE NOTES.
- LIFT HOLES THROUGH PRECAST STRUCTURES ARE NOT PERMITTED. ALL OPENINGS SHALL BE SEALED AND WATERPROOFED AS SPECIFIED AND DIRECTED BY THE ENGINEER.
- MANHOLES SHALL CONFORM WITH A.S.T.M. SPECIFICATION C-478 LATEST REVISION, "PRECAST REINFORCED CONCRETE MANHOLE SECTIONS", EXCEPT AS EXCEEDED BY THE DETAILS AND SPECIFICATIONS.
- CONCRETE SHALL BE TYPE II.
- MORTAR SHALL BE 4000 P.S.I. @ 28 DAY MINIMUM STRENGTH, UNLESS OTHERWISE NOTED.
- MORTAR JOINTS SHALL BE TWO (2) PARTS CLEAN SAND AND ONE (1) PART CEMENT WITH NO MORE THAN 1/4 PART HYDRATED LIME.
- DROP CONSTRUCTION SHALL BE PROVIDED FOR A WASTEWATER PIPE ENTERING A MANHOLE AT AN ELEVATION OF TWENTY FOUR INCHES (24") OR MORE ABOVE THE DISCHARGE CHANNEL FLOW LINE.
- NO STEPS SHALL BE USED.
- PROVIDE SIX (6) INCH MINIMUM BASE SLAB LIFT UP IN DETAIL FOR MANHOLE DEPTHS GREATER THAN 12". CONTRACTOR SHALL SUBMIT BUOYANCY CALCULATIONS, BASED ON THE CALCULATIONS, ADDITIONAL CONCRETE BALLAST OR A BASE SLAB LIFT IN EXCESS OF 6" MAY BE REQUIRED.
- HAVING THE RUBBER GASKET SEAL INTERNALLY POURED INTO MANHOLE SECTIONS AT A NON-PLAN POSITION SHALL BE CAUSE FOR REJECTION. THE CONTRACTOR SHALL BE RESPONSIBLE TO NOTIFY THE MANUFACTURER OF PRECAST MANHOLES TO BE INFORMED BY THE CONTRACTOR OF THE REJECTION POSITION.
- MANHOLE RINGS AND COVERS SHALL BE ADJUSTED TO CONFORM WITH FINISHED SURFACES INCLUDING SLOPE IF ANY (USING BEVELLED ADJUSTMENT RINGS). ALL ADJUSTMENTS SHALL BE INCLUDED IN THE PRICE BID. NO ADDITIONAL COMPENSATION SHALL BE MADE BY THE OWNER. MANHOLES IN GRADED AREAS SHALL BE SET 0.1' ABOVE FINISHED GRADE.

CLEANOUT NOTES

- CLEANOUTS ARE REQUIRED ON ALL SERVICES.
- CLEAN-OUTS SHALL BE ADJUSTED TO CONFORM WITH FINISHED SURFACES. ALL ADJUSTMENTS SHALL BE INCLUDED IN THE PRICE BID. NO ADDITIONAL COMPENSATION SHALL BE MADE BY THE OWNER.

CLEANABLE NOTES

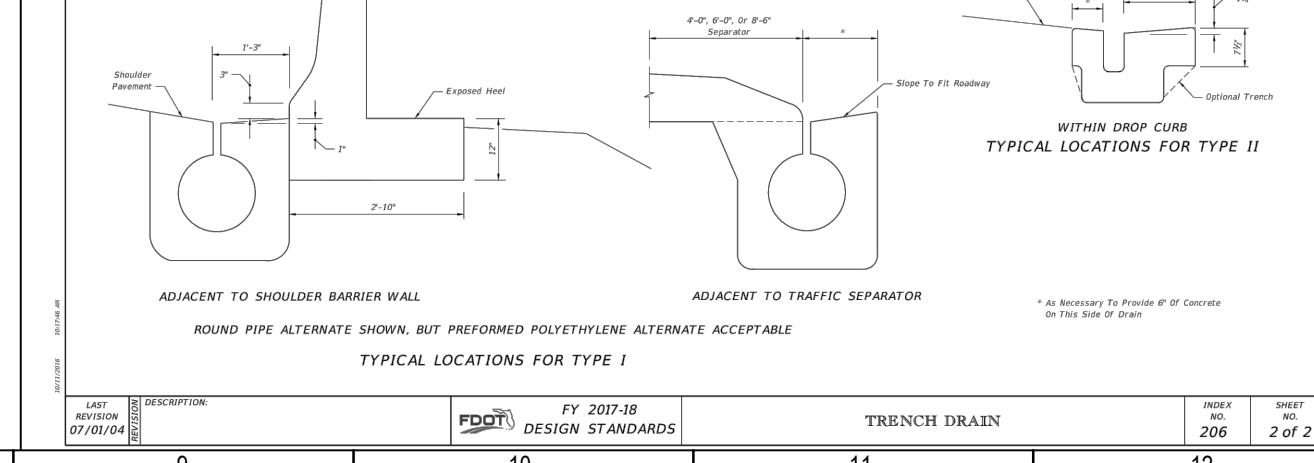
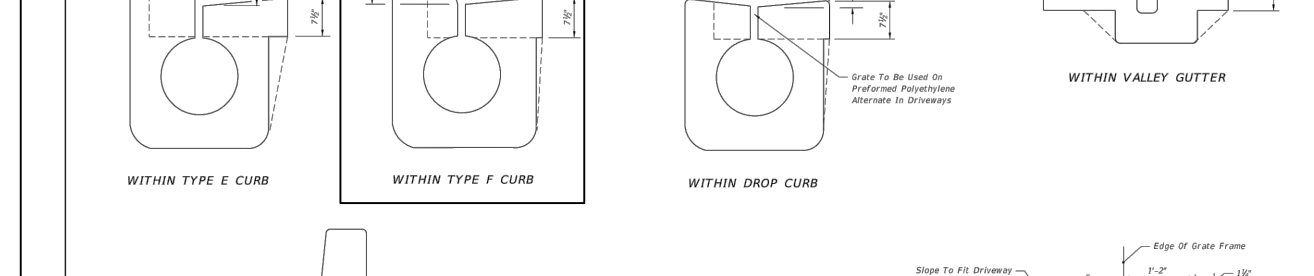
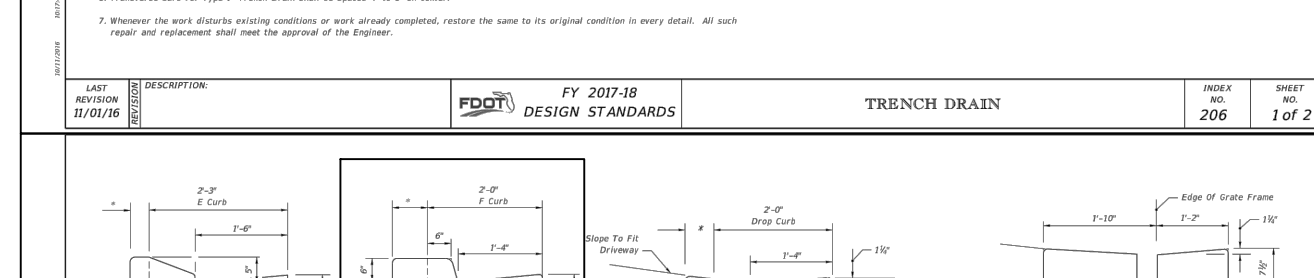
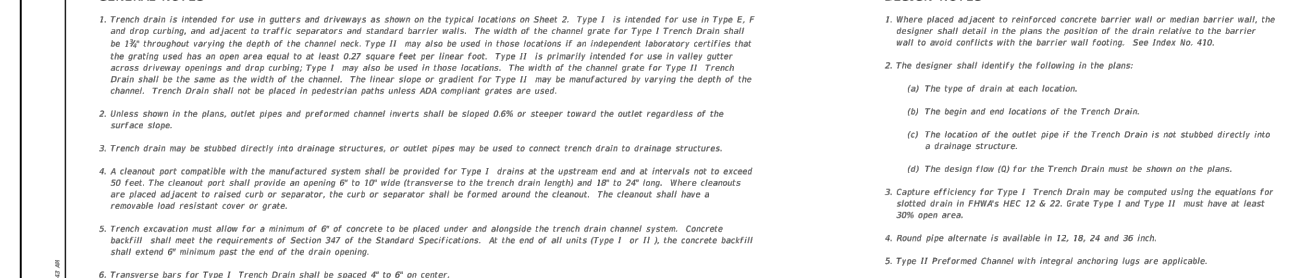
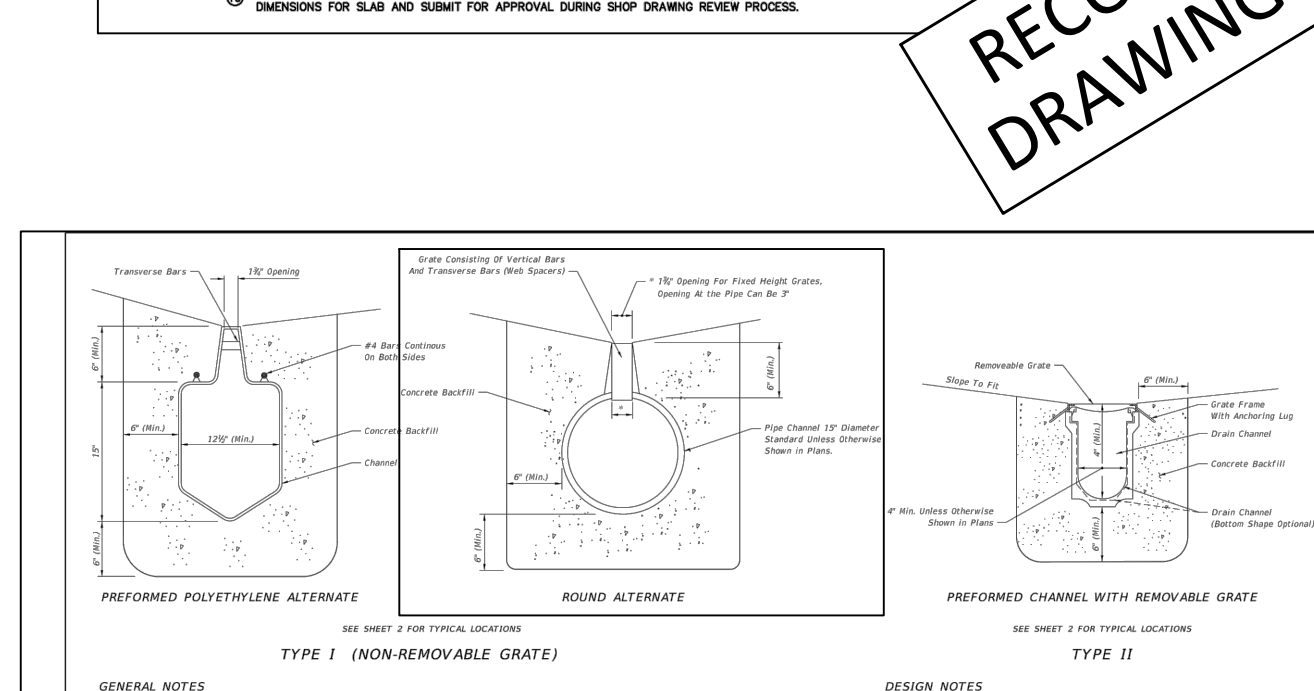
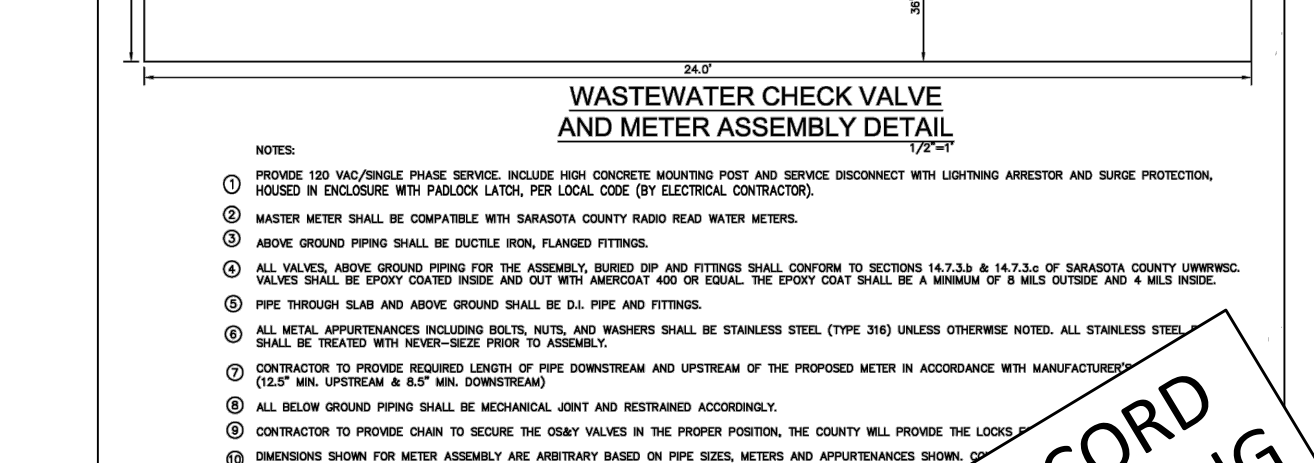
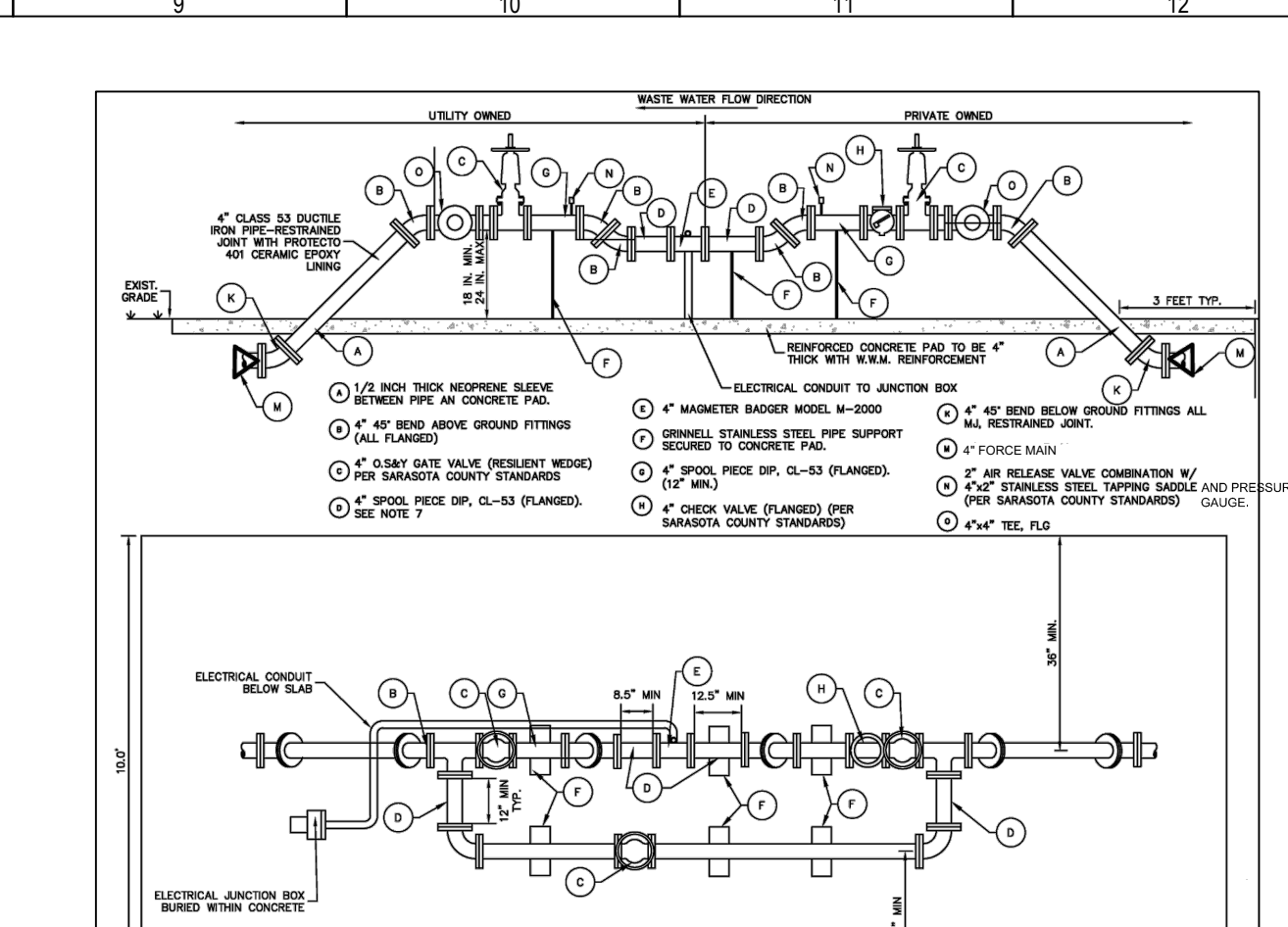
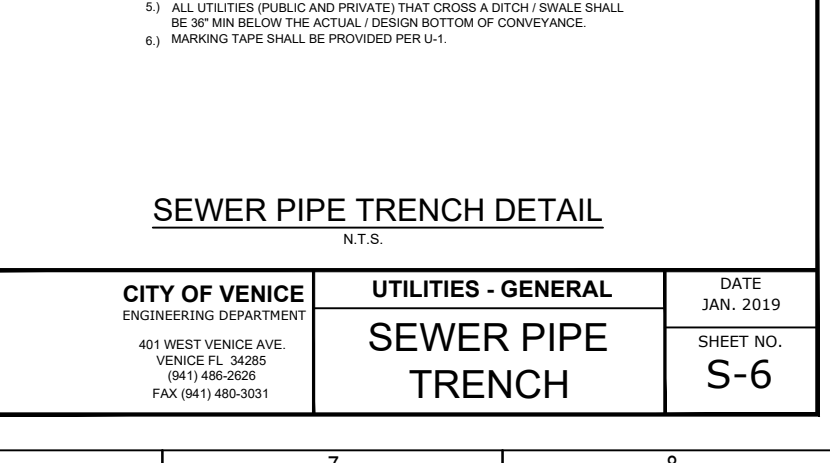
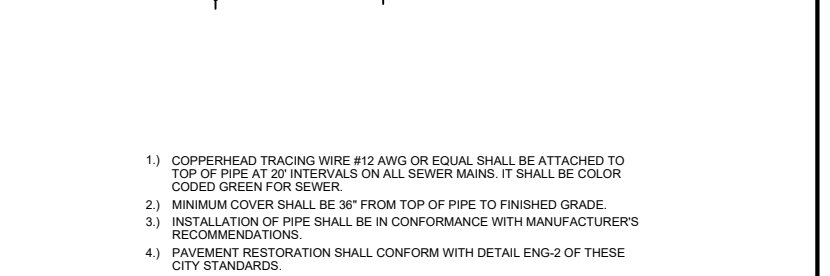
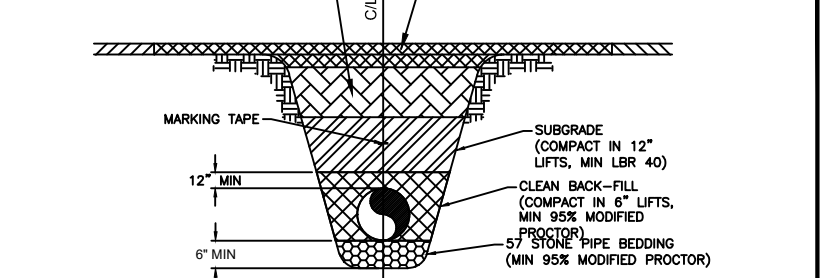
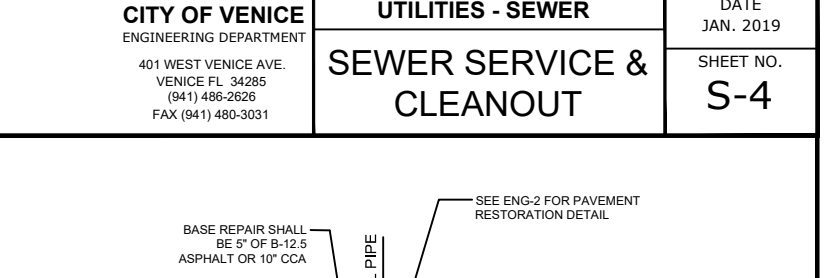
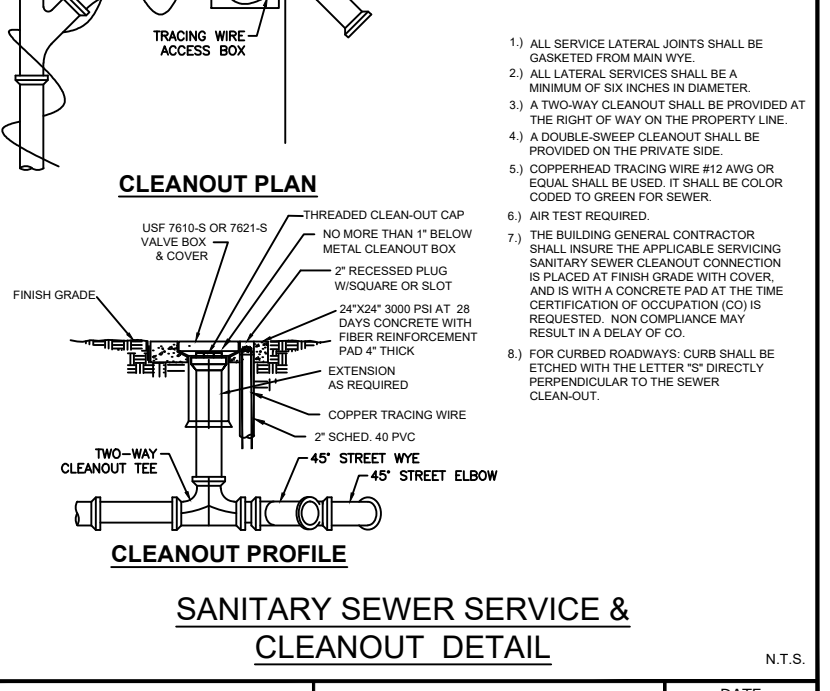
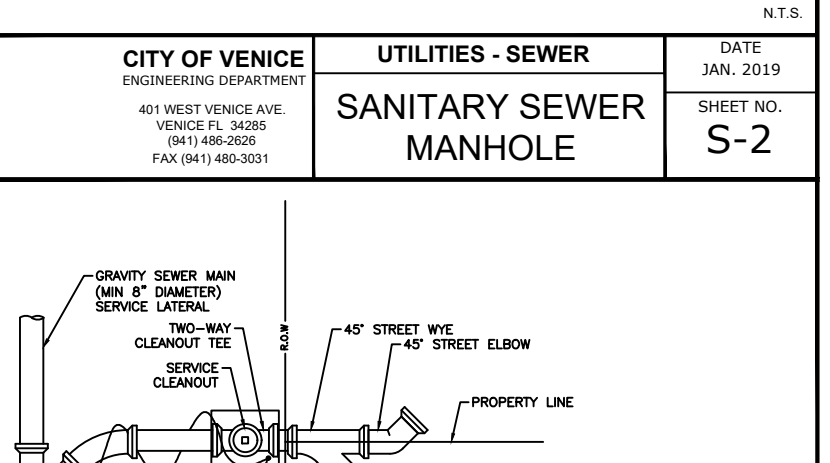
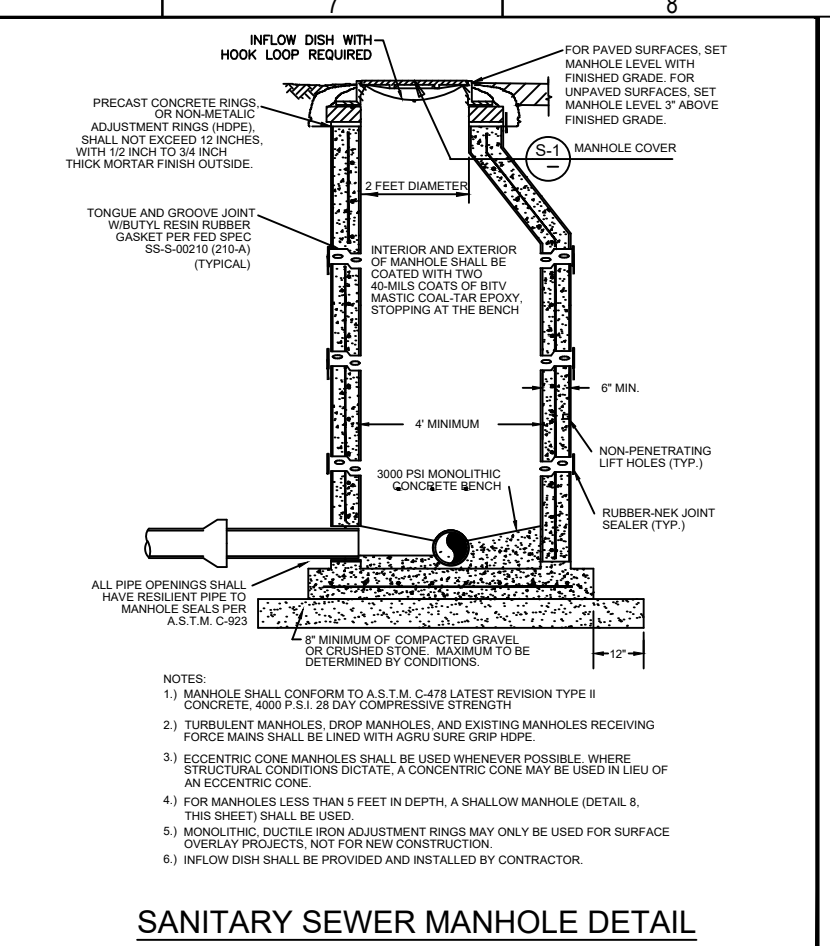
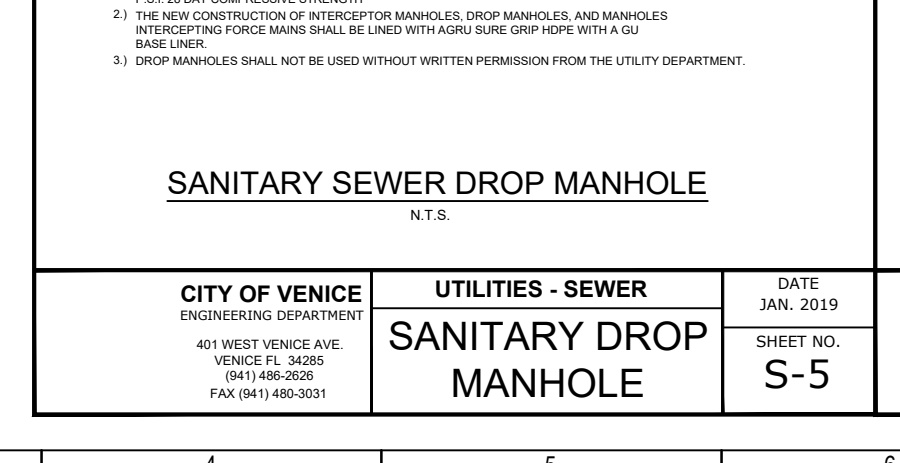
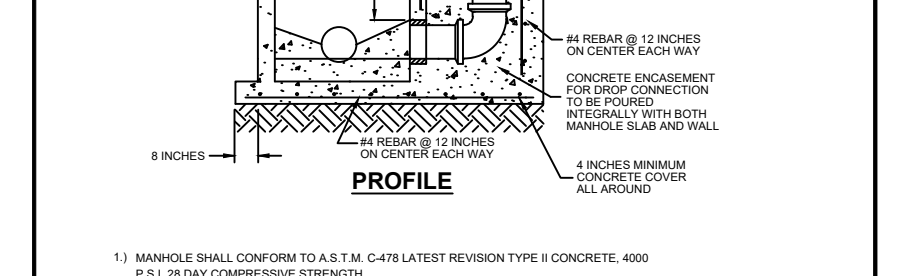
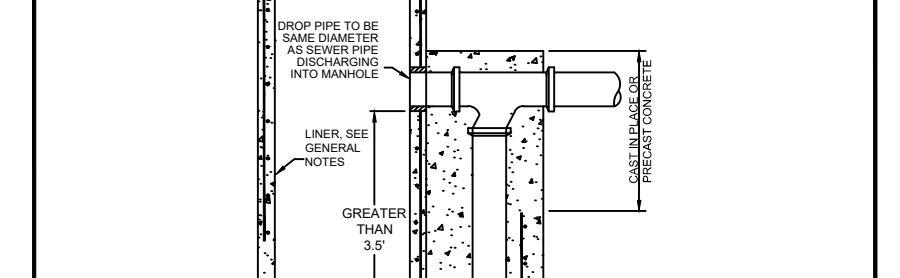
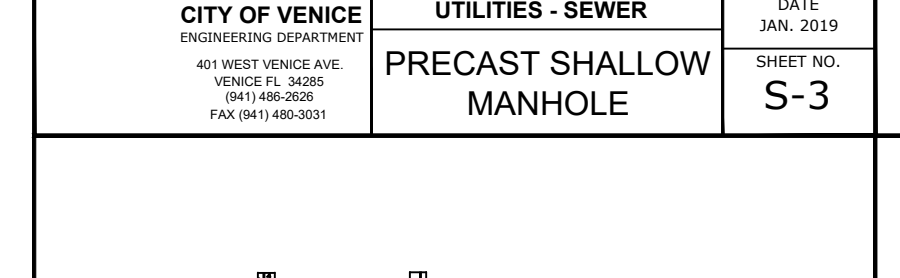
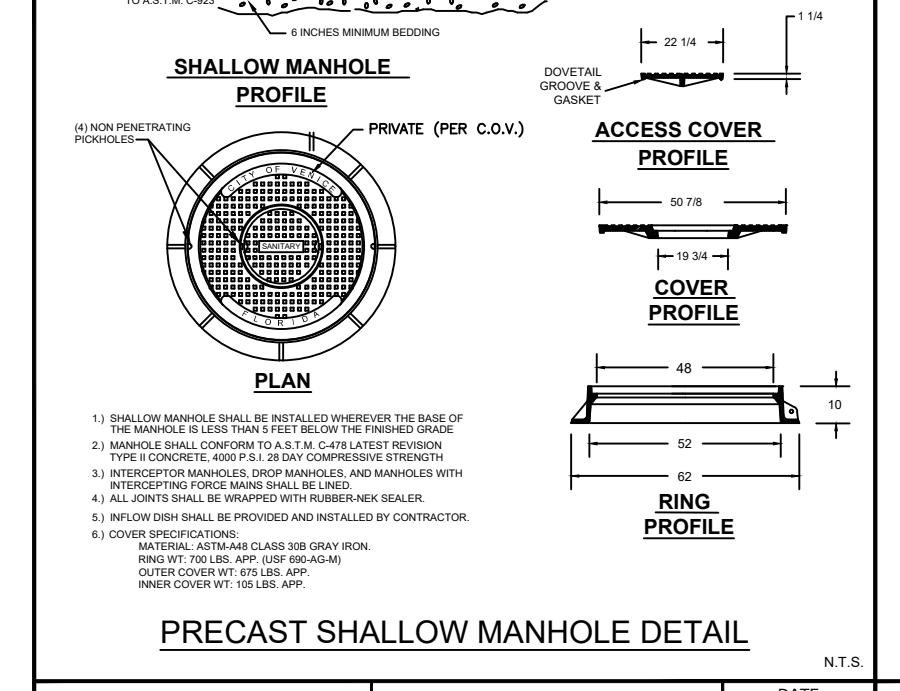
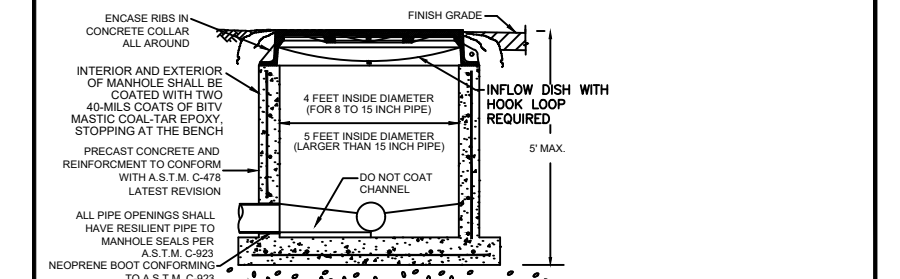
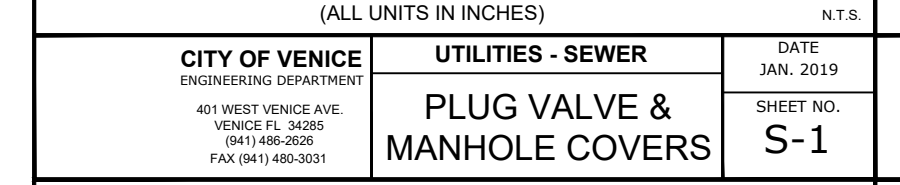
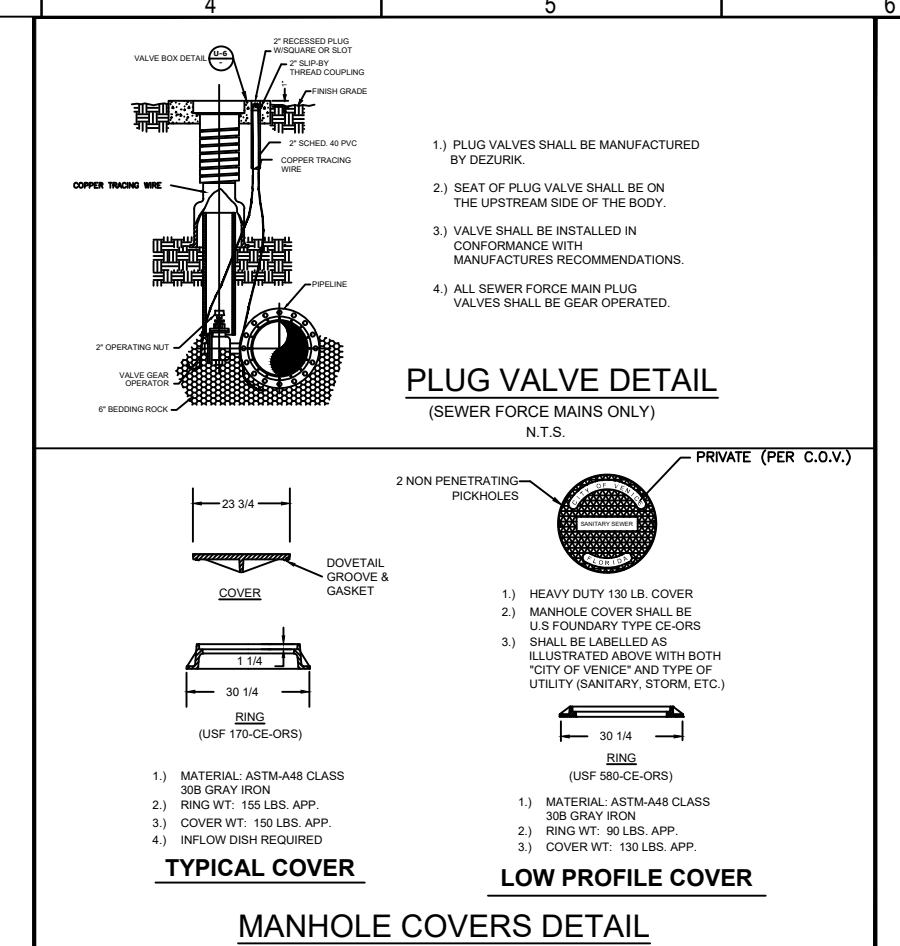
- CLEANABLE NOTES ARE REQUIRED ON ALL SERVICES.
- CLEAN-OUTS SHALL BE ADJUSTED TO CONFORM WITH FINISHED SURFACES. ALL ADJUSTMENTS SHALL BE INCLUDED IN THE PRICE BID. NO ADDITIONAL COMPENSATION SHALL BE MADE BY THE OWNER.

SANITARY SEWER SERVICE NOTES

- AN "X" OR "Y" SHALL BE STAMPED IN CURB WHERE SEWER SERVICE VALVE OR MANHOLE IS LOCATED IN ACCORDANCE WITH THE COUNTY CODE. A MEASUREMENT FROM THE EDGE OF CURB, TAKEN BY THE CONTRACTOR, SHALL BE SHOWN ON THE "AS-BUILT" PLANS FOR REFERENCE IN LOCATING SERVICES, OR MANHOLES.
- ON UNCURBED STREETS, THE LOCATION FOR EACH INSTALLED SERVICE VALVE OR MANHOLE SHALL BE MARKED BY USING AN ALUMINUM O.C. LABELLED SERVICE AS SUPPLIED BY NATIONAL BAND AND TAC CO. THE HORIZONTAL DISTANCE TO THE SERVICE VALVE OR MANHOLE IS TO BE INDICATED ON THE PLAN AND THE TAG SHALL BE MOUNTED IN THE PAVEMENT, WITHIN 6" FROM THE EDGE.
- METAL IDENTIFICATION TAGS SHALL EXTEND FROM WYE CONNECTION TO THE END OF THE SERVICE AND TERMINATE TWELVE INCHES (12") ABOVE GROUND AT THE LOCATION STAKE. IN ADDITION THE CONTRACTOR SHALL BURY A TWO FOOT (2') LONG IRON TAG AT THE END OF THE SERVICE PARALLEL TO THE SURFACE FOR ELECTRIC LOCATION PURPOSES. COST OF TAPE AND IRON TAG TO BE INCLUDED IN THE COST FOR SERVICE PIPE INSTALLATION.
- WHERE SERVICE WYE CONNECTIONS EXCEED SIX FEET IN DEPTH, THE WYE AND SERVICE PIPE SHALL BE ENCASED IN CONCRETE. WHEN THE SERVICE PIPE GRADE IS 10% OR GREATER, THE ENCASEMENT SHALL EXTEND FROM THE WYE TO A POINT WHERE THE SERVICE PIPE GRADE IS LESS THAN 10% AS SHOWN. CONCRETE SHALL BE 3000 PSI @ 28 DAYS, MINIMUM 6" THICK.
- WHERE A HOUSE OR OTHER CONNECTION TERMINATES, THE CONTRACTOR SHALL PROVIDE AND INSTALL 2" x 4" STAKE WITH A MINIMUM OF FOUR (4) FEET ABOVE GROUND AND TWO (2) FEET BELOW GROUND. THE TOP TWELVE INCHES (12") ARE TO BE PAINTED GREEN.

CITY OF VENICE REQUIREMENTS

ALL DETAILS ARE SUBJECT TO THE CITY OF VENICE STANDARD DETAILS, GENERAL NOTES AND TESTING REQUIREMENTS UPDATED JANUARY 2019.



Flad Architects
Flad & Associates of Florida, Inc.
AEC000569
2202 N. Westshore Blvd., Ste. 125
Tampa, FL 33607
Tel: 813-630-9612
www.flad.com

Flad Structural Engineers
Flad & Associates, Inc.
2202 N. Westshore Blvd., Ste. 125
Tampa, FL 33607
Tel: 813-630-9612
www.flad.com

AEI Affiliated Engineers
LICENSE # CA 5140
STANTEC CONSULTING SERVICES
6900 Professional Parkway East
Sarasota, FL 34230
Tel: (941) 907-6900

Stantec
LICENSE # 75477
STANTEC CONSULTING SERVICES
6900 Professional Parkway East
Sarasota, FL 34230
Tel: (941) 907-6900

RECORD DRAWING

DESIGN NOTES

- PROVIDE 100 VOLT/PHASE SERVICE. INCLUDE 800 OHM CONTACT MOUNTING POST AND SERVICE DISCONNECT WITH LIGHTNING ARRESTOR AND SURGE PROTECTION, PROVIDED IN ENCLOSURE WITH PRECAST LATCH, AND BOND TO GROUND. (BY ELECTRICAL CONTRACTOR)
- WATER METER SHALL BE COMPLIANT WITH SARASOTA COUNTY BOND METER WATER METERS.
- ABOVE GROUND PIPING SHALL BE DUCTILE IRON, FLANGED FITTINGS.
- ALL UNIFORM ABOVE GROUND PIPING FOR THE SERVICE, BURNED OFF AND FINISHED SHALL CONFORM TO SECTION 14.3.3.1 & 14.3.3.2 OF SARASOTA COUNTY UNIFORM WATER CODE.
- PIPE THROUGH SLAB AND ABOVE GROUND SHALL BE 2" PIPE AND FITTINGS.
- ALL METAL APPURTENANCES INCLUDING SLABS, METE, AND WATERSHALL BE STAINLESS STEEL (TYPE 304) UNLESS OTHERWISE NOTED. ALL STAINLESS STEEL SHALL BE FINISHED WITH NEAR-BEZE PRIMER TO ABRADE.
- CONTRACTOR TO PROVIDE ELEVATION OF PIPE CONNECTIONS AND WORKING OF THE PROPOSED METER IN ACCORDANCE WITH MANUFACTURER'S (LISTED) MIN. ELEVATION & 8.0" MIN. CONNECTIONS.
- ALL BELOW GROUND PIPING SHALL BE MICHIGAN, 800V AND BONDING AS REQUIRED.
- CONTRACTOR TO PROVIDE CHAIN TO SECURE THE CHAIN VALVE IN THE PROPER POSITION. THE COUNTY WILL PROVIDE THE LOCKS.
- DIMENSIONS SHOWN FOR METER ASSEMBLY ARE ARBITRARY BASED ON PIPE SIZES, METERS AND APPURTENANCES SHOWN. DIMENSIONS FOR SLAB AND HEIGHT FOR APPROX. CURBS SHOWN BEING PROVIDED.

GENERAL NOTES

- These plans are intended for use as a guide and do not constitute a contract. The contractor shall be responsible for obtaining all necessary permits and for obtaining all necessary approvals from the appropriate authorities.
- The contractor shall be responsible for obtaining all necessary permits and for obtaining all necessary approvals from the appropriate authorities.
- The contractor shall be responsible for obtaining all necessary permits and for obtaining all necessary approvals from the appropriate authorities.
- The contractor shall be responsible for obtaining all necessary permits and for obtaining all necessary approvals from the appropriate authorities.
- The contractor shall be responsible for obtaining all necessary permits and for obtaining all necessary approvals from the appropriate authorities.
- The contractor shall be responsible for obtaining all necessary permits and for obtaining all necessary approvals from the appropriate authorities.
- The contractor shall be responsible for obtaining all necessary permits and for obtaining all necessary approvals from the appropriate authorities.
- The contractor shall be responsible for obtaining all necessary permits and for obtaining all necessary approvals from the appropriate authorities.
- The contractor shall be responsible for obtaining all necessary permits and for obtaining all necessary approvals from the appropriate authorities.
- The contractor shall be responsible for obtaining all necessary permits and for obtaining all necessary approvals from the appropriate authorities.

DESIGN NOTES

- These plans are intended for use as a guide and do not constitute a contract. The contractor shall be responsible for obtaining all necessary permits and for obtaining all necessary approvals from the appropriate authorities.
- The contractor shall be responsible for obtaining all necessary permits and for obtaining all necessary approvals from the appropriate authorities.
- The contractor shall be responsible for obtaining all necessary permits and for obtaining all necessary approvals from the appropriate authorities.
- The contractor shall be responsible for obtaining all necessary permits and for obtaining all necessary approvals from the appropriate authorities.
- The contractor shall be responsible for obtaining all necessary permits and for obtaining all necessary approvals from the appropriate authorities.
- The contractor shall be responsible for obtaining all necessary permits and for obtaining all necessary approvals from the appropriate authorities.
- The contractor shall be responsible for obtaining all necessary permits and for obtaining all necessary approvals from the appropriate authorities.
- The contractor shall be responsible for obtaining all necessary permits and for obtaining all necessary approvals from the appropriate authorities.
- The contractor shall be responsible for obtaining all necessary permits and for obtaining all necessary approvals from the appropriate authorities.
- The contractor shall be responsible for obtaining all necessary permits and for obtaining all necessary approvals from the appropriate authorities.

smh

Sarasota County Public Hospital District

2600 Laurel Road
Nokomis, FL 34275

90 Bed New Hospital

AHCA# 2322960161-101-1

Project Name
CONSTRUCTION DOCUMENTS

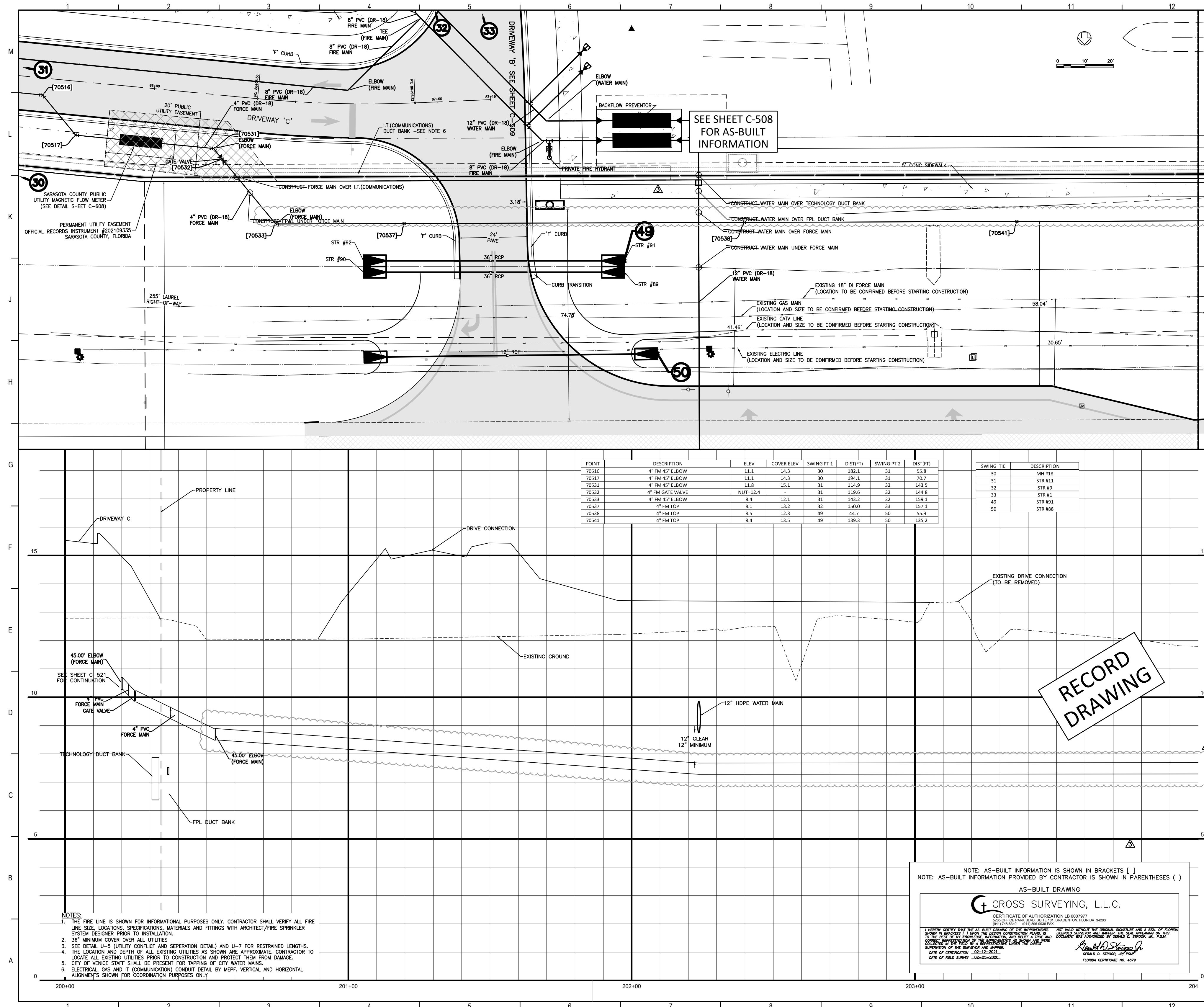
Date
4/24/2019

Project Number
18122-00

Sheet Title
WASTEWATER DETAILS

Sheet Number
C-608

Sheet of
2



POINT	DESCRIPTION	ELEV	COVER ELEV	SWING PT 1	DIST(FIT)	SWING PT 2	DIST(FIT)
70516	4\"/>						

SWING TIE	DESCRIPTION
30	MH #28
31	STR #81
32	STR #9
33	STR #1
49	STR #83
50	STR #88

- NOTES:**
1. THE FIRE LINE IS SHOWN FOR INFORMATIONAL PURPOSES ONLY. CONTRACTOR SHALL VERIFY ALL FIRE LINE SIZE, LOCATIONS, SPECIFICATIONS, MATERIALS AND FITTINGS WITH ARCHITECT/FIRE SPRINKLER SYSTEM DESIGNER PRIOR TO INSTALLATION.
 2. 36\"/>

NOTE: AS-BUILT INFORMATION IS SHOWN IN BRACKETS []
 NOTE: AS-BUILT INFORMATION PROVIDED BY CONTRACTOR IS SHOWN IN PARENTHESES ()

AS-BUILT DRAWING

CROSS SURVEYING, L.L.C.

CERTIFICATE OF AUTHORIZATION LB 0007977
 STATE OF FLORIDA
 PROFESSIONAL ENGINEER
 LICENSE NO. 14424-01
 EXPIRES 12/31/2024

DATE OF CERTIFICATION: 02-12-2024
 DATE OF FIELD SURVEY: 02-05-2024

Flad Architects
 Flad & Associates of Florida, Inc.
 AEC000058
 2202 N. Westshore Blvd., Ste. 125
 Tampa, FL 33607
 Tel: 813-333-6612
 www.flad.com

Flad Structural Engineers
 Flad & Associates, Inc.
 27676
 644 Science Drive
 Madison, WI 53711
 Tel: 608-238-2951
 Fax: 608-238-6727
 www.flad.com

AEI Affiliated Engineers
 LICENSE # CA 0140
 Affiliated Engineers SE, Inc.
 777 S Harbour Island Blvd. #450
 Tampa, FL 33602
 Tel: (813) 405-3800

Stantec
 LICENSE # 75477
 STANTEC CONSULTING SERVICES
 6500 Professional Parkway East
 Sarasota, FL 34240
 Tel: (941) 907-6500

Project Name: **90 Bed New Hospital**

Project No: **232390161-101-1**

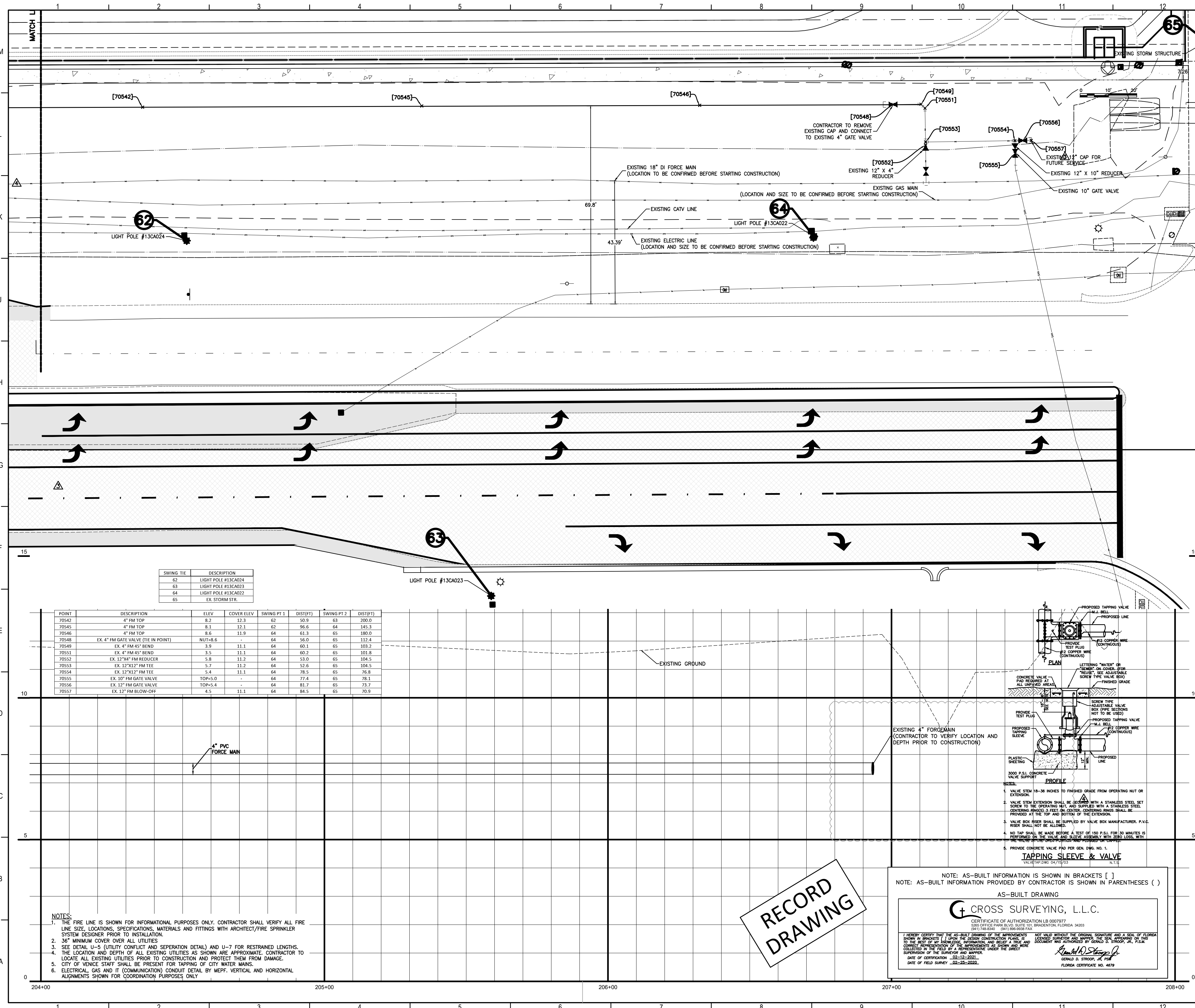
CONSTRUCTION DOCUMENTS

DATE: 02/12/2024

OFFSITE UTILITY IMPROVEMENTS PLAN AND PROFILE

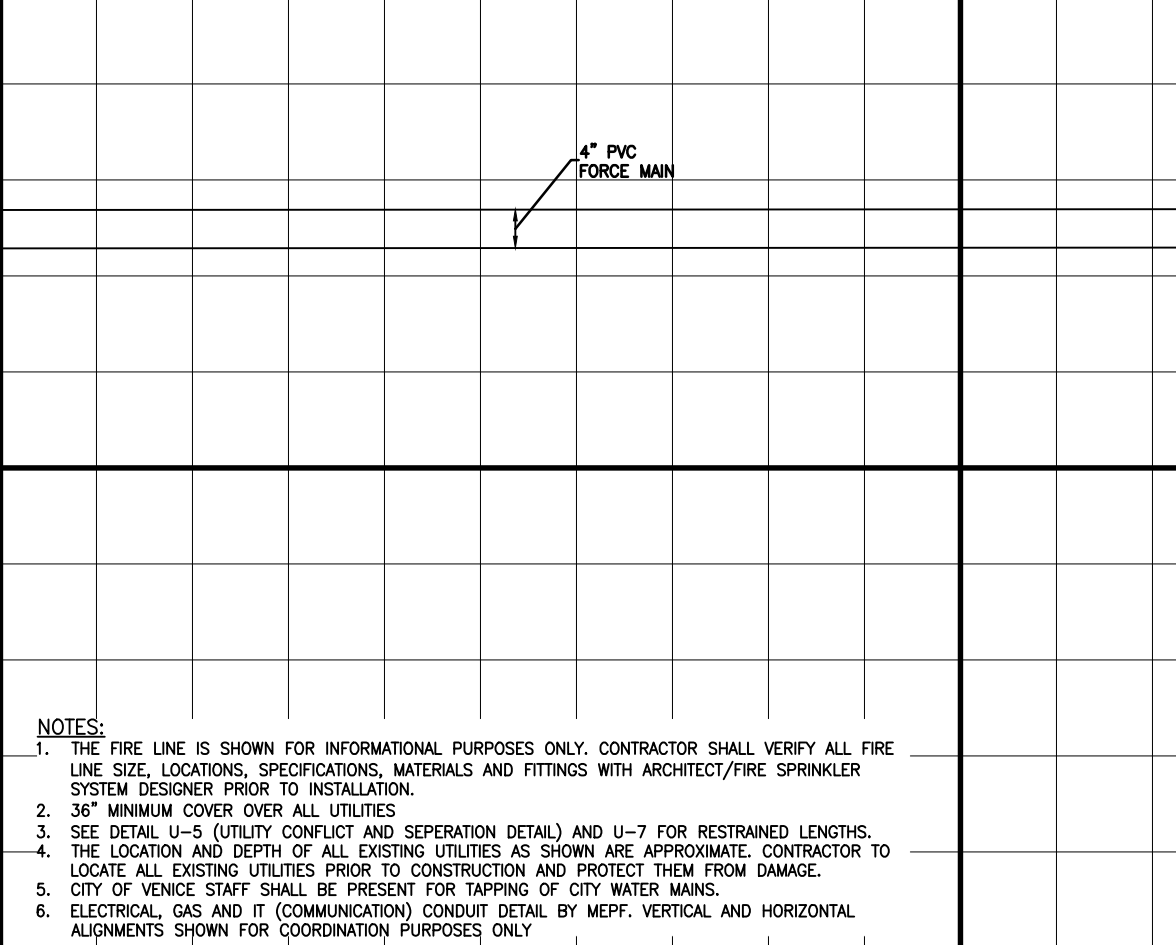
C-805 **4**

RECORD DRAWING

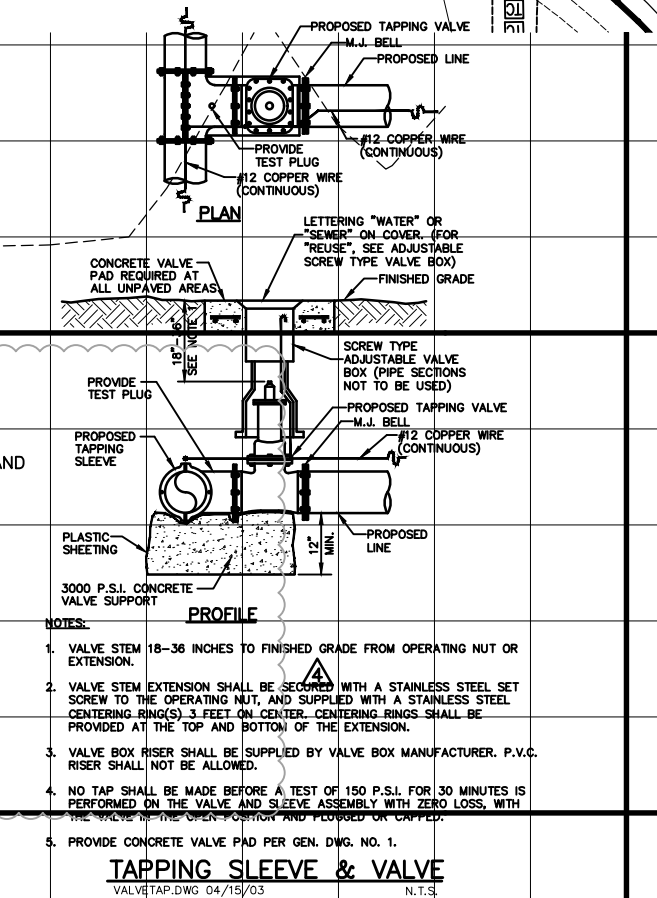


SWING TIE	DESCRIPTION
62	LIGHT POLE #13CA024
63	LIGHT POLE #13CA023
64	LIGHT POLE #13CA022
65	EX. STORM STRUCTURE

POINT	DESCRIPTION	ELEV.	COVER ELEV.	SWING PT 1	DISTRT1	SWING PT 2	DISTRT2
70543	4" FM TOP	8.2	12.3	62	109.9	63	200.0
70545	4" FM TOP	8.1	12.1	62	86.6	64	145.3
70546	4" FM TOP	8.6	11.9	64	61.3	65	180.0
70548	EX. 4" FM GATE VALVE (IN POINT)	NUT#4.6	-	64	140.0	65	151.4
70549	EX. 4" FM 45° BEND	3.9	11.1	64	60.1	65	103.2
70551	EX. 4" FM 45° BEND	3.5	11.1	64	60.2	65	103.8
70552	EX. 12" FM REDUCER	5.8	11.2	64	130.0	65	104.5
70553	EX. 12" 1/2" FM TIE	5.7	11.2	64	128.6	65	104.5
70554	EX. 12" 1/2" FM TIE	5.4	11.1	64	78.9	65	78.9
70555	EX. 10" FM GATE VALVE	TOP#5.0	-	64	77.4	65	78.3
70556	EX. 12" FM GATE VALVE	TOP#4.4	-	64	81.7	65	73.7
70557	EX. 12" FM BLOW-OFF	4.5	11.1	64	84.5	65	70.9



NOTES:
 1. THE FIRE LINE IS SHOWN FOR INFORMATIONAL PURPOSES ONLY. CONTRACTOR SHALL VERIFY ALL FIRE LINE SIZE, LOCATIONS, SPECIFICATIONS, MATERIALS AND FITTINGS WITH ARCHITECT/FIRE SPRINKLER SYSTEM DESIGNER PRIOR TO INSTALLATION.
 2. 36" MINIMUM COVER OVER ALL UTILITIES.
 3. SEE DETAIL U-5 (UTILITY CONFLICT AND SEPERATION DETAILS) AND U-7 FOR RESTRAINED LENGTHS.
 4. THE LOCATION AND DEPTH OF ALL EXISTING UTILITIES AS SHOWN ARE APPROXIMATE. CONTRACTOR TO LOCATE ALL EXISTING UTILITIES PRIOR TO CONSTRUCTION AND PROTECT THEM FROM DAMAGE.
 5. CITY OF VENICE STAFF SHALL BE PRESENT FOR TAPPING OF CITY WATER MAINS.
 6. ELECTRICAL, GAS AND IT (COMMUNICATION) CONDUIT DETAIL BY MECH. VERTICAL AND HORIZONTAL ALIGNMENTS SHOWN FOR COORDINATION PURPOSES ONLY.



NOTE: AS-BUILT INFORMATION IS SHOWN IN BRACKETS []
 NOTE: AS-BUILT INFORMATION PROVIDED BY CONTRACTOR IS SHOWN IN PARENTHESES ()
 AS-BUILT DRAWING
CROSS SURVEYING, L.L.C.
 CERTIFICATE OF AUTHORIZATION LB 000777
 CLASSIFICATION OF AUTHORITY FOR SURVEYING FLORIDA 4433
 I HEREBY CERTIFY THAT THE AS-BUILT DRAWING OF THE IMPROVEMENTS SHOWN IS CORRECT AND ACCURATE AND THAT I AM A LICENSED SURVEYOR IN THE STATE OF FLORIDA. I HAVE REVIEWED THE DRAWING AND AM AWARE OF THE CONTENTS THEREOF AND THE ACCURACY OF THE INFORMATION THEREON. I HAVE REVIEWED THE DRAWING AND AM AWARE OF THE CONTENTS THEREOF AND THE ACCURACY OF THE INFORMATION THEREON.
 DATE OF SURVEY: 08-12-2021
 DATE OF FIELD SURVEY: 08-12-2021
 FLORIDA CORPORATE NO. 4679

RECORD DRAWING

Flad Architects
 Flad & Associates of Florida, Inc.
 A40200058
 2202 N. Westshore Blvd., Ste. 125
 Tampa, FL 33607
 Tel: 813-333-6612
 www.flad.com

Flad Structural Engineers
 Flad & Associates, Inc.
 27676
 644 Science Drive
 Madison, WI 53711
 Tel: 608-238-2951
 Fax: 608-238-6727
 www.flad.com

AEI Affiliated Engineers
 LICENSE # CA 0140
 Affiliated Engineers SE, Inc.
 777 S Harbour Island Blvd. #450
 Tampa, FL 33602
 Tel: (813) 405-3800

Stantec
 LICENSE # 75477
 STANTEC CONSULTING SERVICES
 6500 Professional Parkway East
 Sarasota, FL 34240
 Tel: (941) 907-6500

Project Key Plan

smh
Sarasota County Public Hospital District
 2005 Leardi Road
 Nokomis, FL 34275
90 Bed New Hospital
 ANCA#: 232390161-101-1

CONSTRUCTION DOCUMENTS

DATE: 08/12/2021
 DRAWN BY: [Name]
 CHECKED BY: [Name]
 APPROVED BY: [Name]

OFFSITE UTILITY IMPROVEMENTS PLAN AND PROFILE

C-806 **4**

CITY OF VENICE
ENGINEERING DEPARTMENT
401 WEST VENICE AVE.
VENICE, FL 34285
(941) 480-2028
FAX (941) 480-3031

UTILITIES - LIFT STATION
LIFT STATION
SITE LAYOUT
DATE: JAN. 2019
SHEET NO. **LS-1**

CITY OF VENICE
ENGINEERING DEPARTMENT
401 WEST VENICE AVE.
VENICE, FL 34285
(941) 480-2028
FAX (941) 480-3031

UTILITIES - LIFT STATION
LIFT STATION
SITE LAYOUT
DATE: JAN. 2019
SHEET NO. **LS-2**

CITY OF VENICE
ENGINEERING DEPARTMENT
401 WEST VENICE AVE.
VENICE, FL 34285
(941) 480-2028
FAX (941) 480-3031

UTILITIES - LIFT STATION
ISOLATION MANHOLE & BOOT DETAILS
DATE: JAN. 2019
SHEET NO. **LS-3**

CITY OF VENICE
ENGINEERING DEPARTMENT
401 WEST VENICE AVE.
VENICE, FL 34285
(941) 480-2028
FAX (941) 480-3031

UTILITIES - LIFT STATION
LIFT STATION
SCHEDULE
DATE: JAN. 2019
SHEET NO. **LS-4**

CROSS SURVEYING, L.L.C.
CERTIFICATE OF AUTHORIZATION LB 000787
3001 PINEAPPLE BLVD. SUITE 200, MIAMI BEACH, FLORIDA 33139
(305) 358-0000
www.crosssurveying.com

AS-BUILT DRAWING

NOTE: AS-BUILT INFORMATION IS SHOWN IN BRACKETS []
NOTE: AS-BUILT INFORMATION PROVIDED BY CONTRACTOR IS SHOWN IN PARENTHESES ()

AS-BUILT DRAWING

CROSS SURVEYING, L.L.C.
CERTIFICATE OF AUTHORIZATION LB 000787
3001 PINEAPPLE BLVD. SUITE 200, MIAMI BEACH, FLORIDA 33139
(305) 358-0000
www.crosssurveying.com

1. I HEREBY CERTIFY THAT THE AS-BUILT INFORMATION IS TRUE AND CORRECT AND THAT I AM A LICENSED SURVEYOR IN THE STATE OF FLORIDA. I HAVE REVIEWED THE AS-BUILT INFORMATION AND I AM SURE THAT IT IS CORRECT AND THAT IT ACCURATELY REPRESENTS THE AS-BUILT CONDITIONS OF THE PROJECT. I HAVE REVIEWED THE AS-BUILT INFORMATION AND I AM SURE THAT IT IS CORRECT AND THAT IT ACCURATELY REPRESENTS THE AS-BUILT CONDITIONS OF THE PROJECT.

DATE OF CONSTRUCTION: 02-25-2020
DATE OF FIELD SURVEY: 02-25-2020

CITY OF VENICE
ENGINEERING DEPARTMENT
401 WEST VENICE AVE.
VENICE, FL 34285
(941) 480-2028
FAX (941) 480-3031

UTILITIES - LIFT STATION
LIFT STATION
TELEMETRY
DATE: JAN. 2019
SHEET NO. **LS-5**

CITY OF VENICE
ENGINEERING DEPARTMENT
401 WEST VENICE AVE.
VENICE, FL 34285
(941) 480-2028
FAX (941) 480-3031

UTILITIES - LIFT STATION
CONTROL
PANEL FRONT
DATE: JAN. 2019
SHEET NO. **LS-6**

CITY OF VENICE
ENGINEERING DEPARTMENT
401 WEST VENICE AVE.
VENICE, FL 34285
(941) 480-2028
FAX (941) 480-3031

UTILITIES - LIFT STATION
LIFT STATION
SCHEDULE
DATE: JAN. 2019
SHEET NO. **LS-4**

CROSS SURVEYING, L.L.C.
CERTIFICATE OF AUTHORIZATION LB 000787
3001 PINEAPPLE BLVD. SUITE 200, MIAMI BEACH, FLORIDA 33139
(305) 358-0000
www.crosssurveying.com

AS-BUILT DRAWING

NOTE: AS-BUILT INFORMATION IS SHOWN IN BRACKETS []
NOTE: AS-BUILT INFORMATION PROVIDED BY CONTRACTOR IS SHOWN IN PARENTHESES ()

AS-BUILT DRAWING

CROSS SURVEYING, L.L.C.
CERTIFICATE OF AUTHORIZATION LB 000787
3001 PINEAPPLE BLVD. SUITE 200, MIAMI BEACH, FLORIDA 33139
(305) 358-0000
www.crosssurveying.com

1. I HEREBY CERTIFY THAT THE AS-BUILT INFORMATION IS TRUE AND CORRECT AND THAT I AM A LICENSED SURVEYOR IN THE STATE OF FLORIDA. I HAVE REVIEWED THE AS-BUILT INFORMATION AND I AM SURE THAT IT IS CORRECT AND THAT IT ACCURATELY REPRESENTS THE AS-BUILT CONDITIONS OF THE PROJECT. I HAVE REVIEWED THE AS-BUILT INFORMATION AND I AM SURE THAT IT IS CORRECT AND THAT IT ACCURATELY REPRESENTS THE AS-BUILT CONDITIONS OF THE PROJECT.

DATE OF CONSTRUCTION: 02-25-2020
DATE OF FIELD SURVEY: 02-25-2020

LIFT STATION CONTROL PANEL FRONT
DATE: JAN. 2019
SHEET NO. **LS-6**

LIFT STATION #1 SITE PLAN
DATE: JAN. 2019
SHEET NO. **LS-3**

LIFT STATION SCHEDULE AND NOTES
DATE: JAN. 2019
SHEET NO. **LS-4**

CROSS SURVEYING, L.L.C.
CERTIFICATE OF AUTHORIZATION LB 000787
3001 PINEAPPLE BLVD. SUITE 200, MIAMI BEACH, FLORIDA 33139
(305) 358-0000
www.crosssurveying.com

AS-BUILT DRAWING

NOTE: AS-BUILT INFORMATION IS SHOWN IN BRACKETS []
NOTE: AS-BUILT INFORMATION PROVIDED BY CONTRACTOR IS SHOWN IN PARENTHESES ()

AS-BUILT DRAWING

CROSS SURVEYING, L.L.C.
CERTIFICATE OF AUTHORIZATION LB 000787
3001 PINEAPPLE BLVD. SUITE 200, MIAMI BEACH, FLORIDA 33139
(305) 358-0000
www.crosssurveying.com

1. I HEREBY CERTIFY THAT THE AS-BUILT INFORMATION IS TRUE AND CORRECT AND THAT I AM A LICENSED SURVEYOR IN THE STATE OF FLORIDA. I HAVE REVIEWED THE AS-BUILT INFORMATION AND I AM SURE THAT IT IS CORRECT AND THAT IT ACCURATELY REPRESENTS THE AS-BUILT CONDITIONS OF THE PROJECT. I HAVE REVIEWED THE AS-BUILT INFORMATION AND I AM SURE THAT IT IS CORRECT AND THAT IT ACCURATELY REPRESENTS THE AS-BUILT CONDITIONS OF THE PROJECT.

DATE OF CONSTRUCTION: 02-25-2020
DATE OF FIELD SURVEY: 02-25-2020

Flad Architects
Flad & Associates of Florida, Inc.
ACC000569
2202 N. Westshore Blvd., Ste. 125
Tampa, FL 33607
Tel: 813-636-9612
www.flad.com

Flad Structural Engineers
Flad & Associates, Inc.
27075
644 Science Drive
Madison, WI 53711
Tel: 608-238-2891
Fax: 608-238-9727
www.flad.com

AEI Affiliated Engineers
LICENSE # CA 5140
Affiliated Engineers, Inc.
777 S. Harbour Island Blvd. #450
Tampa, FL 33602
Tel: 813-435-3800

Stantec
LICENSE # 75477
STANTEC CONSULTING SERVICES
6900 Professional Parkway East
Sarasota, FL 34240
Tel: (941) 907-6900

Plans & Approvals

Hydromatic
4000 W. US Highway 90, Suite 200
Sarasota, FL 34237
Tel: 941-552-1111
www.hydromatic.com

PENTAIR
Hydromatic Division
10000 W. US Highway 90, Suite 200
Sarasota, FL 34237
Tel: 941-552-1111
www.pentair.com

smh
Sarasota County Public Hospital District
2600 Laurel Road
Nokomis, FL 34275
Tel: 941-924-3000
www.sarahospitals.com

CONSTRUCTION DOCUMENTS

Project No.	23298601-101-1
Revision No.	2
Drawn By	STANTEC
Checked By	STANTEC
Scale	AS SHOWN
Sheet Title	LIFT STATION DETAIL - COV
Sheet No.	C-1000
Total Sheets	2

RECORD DRAWING