

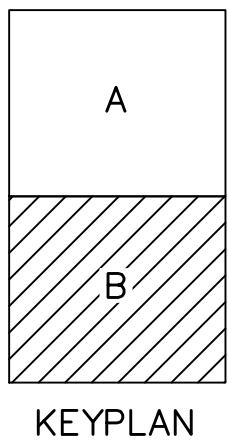
VENICE, FLORIDA

NEQUETTE PROJECT NUMBER: 22025 & 22025.1

DISTRIBUTION LOG		
1	04/07/23	CITY REVIEW
2	09/08/23	CITY COMMENTS
3	06/11/24	REVISED LAYOUT
4	03/06/25	REVISED LAYOUT

PHOTOMETRIC I  
PART "B"

# PE102



## KEYPLAN

SCALE : 1" = 40'-0"

JACKSON,  
RENFRO  
— 4 —

ROBERT RENFRO, PE  
REGISTERED ENGINEER  
LICENSE NO. 100606  
bobby@free.com  
(D) 205.536.7114  
JRA JOB NO. 222281  
RING & DESIGN  
BIRMINGHAM, AL 35202



MARK "EX1" FIXTURES

Outdoor > Outdoor Wall Lights

**Doleman LED Sconce**  
\$599

Show All On Sale

6"

- Fixture Width with Shade: 6"
- Length / Height with Shade: 6"
- Adjustable Height: No
- Projection with Shade: 3"
- Shade Dimensions: 6 1/4" dia
- Canopy/Base Diameter: 4 1/2"
- Fixture Weight: 4.8 lbs
- Socket Type: Integrated LED
- Dimmable: No
- Voltage: 120V
- Power Source: hardwired
- Bulb Included: No
- Articulating: Yes
- Max. Wattage Per Socket: 8W
- Lumen: 500
- Lifetime: 30,000
- Lifespan: ~30,000 hours

MARK "Y1L" FIXTURES

Control Number: AREA-VSX-II-AR-08\_19\_2022

**VSX-II Array LED Specifications**

Project Name: \_\_\_\_\_

Catalog Number: \_\_\_\_\_

Type: \_\_\_\_\_

The new **VSX-II Array LED** Series offers clean, functional styling that is defined by its sleek low profile design and rugged construction. It combines the latest LED Array technology, advanced LED thermal management and provides outdoor lighting that is both energy efficient and aesthetically pleasing. The LED's performance and the other's life span is maximized by enclosing them in two separate die cast aluminum housings.

The VSX-II Array LED fixture is offered with lumen packages ranging from 5,000 to 20,000. The optimal distribution pattern is available. Choose between: 5000, 10,000 or 20,000 lumen temperature at the LEDs.

A durable polyester powder coat finish is guaranteed for five years, and is available in standard or custom colors.

The **VSX-II Array LED** series is an exceptional choice for commercial parking lots, office complexes, architectural projects, and other general lighting projects.

Ordering Information

MODEL	OPTICS	LUMENS	KELVIN	VOLTAGE	MOUNTING	FINISH	OPTIONS	OPTIONS	OPTIONS
VSX-II	T1	5L	3K	UNV	AM	BZ	PCR-120	WSC-8	UPMA-S
	Type 1		3000K	120/277V	Arm Mount	Brown	Micro Slinger 8" Mounting Height	Universal Square Flange Mount	Universal Square Flange Mount
	T2	10L	6K	8	SAM	BK	PCR-208	WSC-16	UPMA-S
	Type 2		6000K	347V	Straight Arm Mount (New Connector)	Black	Micro Slinger 8" Mounting Height	Universal Square Flange Mount	Universal Square Flange Mount
	T3	15L	9K	5	SBK	SBK	PCR-277	WSC-20	UPMA-R
	Type 3		4500K	480V	Straight Arm Mount (New Connector)	Black	Micro Slinger 8" Mounting Height	Universal Square Flange Mount	Universal Square Flange Mount
	T3L	20L	5K	5000K	UAM	WH	PCR-400	WSC-40	UPMA-R
	Type 3-L		5000K	480V	Universal Arm Mount (Flange Mount Flange)	White	Micro Slinger 8" Mounting Height	Universal Square Flange Mount	Universal Square Flange Mount
	T4	25L			MAF	SWH	PCR-400	WSC-40	UPMA-R
	Type 4				Must Arm Flange	White	Micro Slinger 8" Mounting Height	Universal Square Flange Mount	Universal Square Flange Mount
	T4L				AM	OP	PCR-400	WSC-40	UPMA-R
	Type 4-L				Arm Mount	Op	Micro Slinger 8" Mounting Height	Universal Square Flange Mount	Universal Square Flange Mount
T4SR				WM	GY	PCR-400	WSC-40	UPMA-R	
Type 4-SR				Wall Mount	Gray	Micro Slinger 8" Mounting Height	Universal Square Flange Mount	Universal Square Flange Mount	
T4SR				SL	SL	PCR-400	WSC-40	UPMA-R	
Type 4-SR				Slender Mount	Slender	Micro Slinger 8" Mounting Height	Universal Square Flange Mount	Universal Square Flange Mount	
T4SR				AWM	AWM	PCR-400	WSC-40	UPMA-R	
Type 4-SR				Adjustable Wall Mount	Adjustable Wall Mount	Micro Slinger 8" Mounting Height	Universal Square Flange Mount	Universal Square Flange Mount	
T4SR				CC	CC	PCR-400	WSC-40	UPMA-R	
Type 4-SR				Custom Color	Custom Color	Micro Slinger 8" Mounting Height	Universal Square Flange Mount	Universal Square Flange Mount	
T4SR				WVC	WVC	PCR-400	WSC-40	UPMA-R	
Type 4-SR				Weather-Resistant Control	Weather-Resistant Control	Micro Slinger 8" Mounting Height	Universal Square Flange Mount	Universal Square Flange Mount	
T4SR				BD	BD	PCR-400	WSC-40	UPMA-R	
Type 4-SR				Ball Mount	Ball Mount	Micro Slinger 8" Mounting Height	Universal Square Flange Mount	Universal Square Flange Mount	
T4SR				HS	HS	PCR-400	WSC-40	UPMA-R	
Type 4-SR				House Mount	House Mount	Micro Slinger 8" Mounting Height	Universal Square Flange Mount	Universal Square Flange Mount	

MARK "SC4" FIXTURES

**WAC LIGHTING**

Tube

Single & Double Wall Mount 3000K

Model & Size: \_\_\_\_\_

Color Temp & CRI: \_\_\_\_\_

Watt: \_\_\_\_\_ Lumens: \_\_\_\_\_

Finish: \_\_\_\_\_

Fixture Type: \_\_\_\_\_

Catalog Number: \_\_\_\_\_

Project: \_\_\_\_\_

Location: \_\_\_\_\_

Example: WS-W2604-AL

Features:

- Title 24 may not be available for all finishes, check for availability
- 2605 Single, 2604 Double
- Driver concealed within the fixture
- 5 year warranty

Specifications:

Construction: Die-cast Aluminum

Power: 16W, 29W, 39W

Input: 120/277V, 50/60Hz

Dimming: ELV: 100-10%, 0-10V: 100-5%

Light Source: Integrated LED

Rated Life: 70000 Hours

Mounting: Mounts directly to junction box. Can be mounted on wall in all orientations

Finish: Brushed Aluminum with Clear Powder Coat, Brushed Aluminum with Clear Powder Coat, Black, Brushed Aluminum with Clear Powder Coat, Bronze, Brushed Aluminum with Clear Powder Coat, Graphite, Brushed Aluminum with Clear Powder Coat, White, Powder Coat White/White, Powder Coat White/Graphite, Powder Coat White/Bronze, Powder Coat White/Black, Powder Coat White/Graphite, Powder Coat White/Black

Operating Temp: -40°F to 122°F (-40°C to 50°C)

Standards: ETL, ETL, Wet Location Listed, IP65, Title 24 JAB Compliant

FINISHES:

Brushed Aluminum, Black, Bronze, Graphite, White

LINE DRAWING:

WS-W2605, WS-W2604

WAC Lighting reserves the right to modify the design of our products at any time as part of the company's continuous improvement program. August 2022

MARK "EX" & "SC3" FIXTURES

SPS-0149 REV B

**BOMBER SERIES**

Job Name: \_\_\_\_\_ Fixture Type: \_\_\_\_\_

Order Example: BLE-G-WHB15-400-G22-975-NA-CGS-935-COR-HDB-EX

**A - MOUNTING STYLE**

CN Chain Hung

F Flush Mount

G Gooseneck

S Stem Mount

**B - SHADE SIZE**

BOMBER: 11" Shade

WHB13 13" Shade

WHB15 15" Shade

WHB17 17" Shade

**C - SHADE FINISH**

POWDER COAT FINISHES:

150 Black

250 White

350 Vintage Green

355 Jadeite

455 Cherry Red

550 Yellow

650 Bronze

750 Cobalt Blue

765 Delphite Blue

850 Graphite

950 Metallic Chrome

POWDER COAT FINISHES:

100 Black

105 Textured Black

120 Matte Black

125 White

200 White

300 Matte White

305 Dark Green

311 Jadeite

370 Emerald Green

380 Charcoal

390 Teal

400 Burn Red

420 Change

440 Watermelon

460 Blush Pink

490 Magenta

495 Sherbet Orange

570 Buttery Yellow

575 Sunflower

600 Bronze

605 Chocolate

615 Oil Rubbed Bronze

**D - MOUNTING**

CSA LISTED CORD OPTIONS:

SWH Standard White

CHG Gray Cotton

CSB Red Chevron

CSW Black Cloth

CSW White Cloth

CSB Black & Brown Cloth

CSW Red & White Cloth

CSW Gold & White Cloth

CSW Black & Gold Cloth

CSW Black & White Cloth

CSB Black & Pink Cloth

CSW Black & White Cloth

NON-CSA LISTED CORD OPTIONS:

TBK Black Cotton Twist

TWH White Cotton Twist

TBK Brown Cotton Twist

TRD Red Cotton Twist

TYT Putty Cotton Twist

TBW Black & White Twist

TRW Red & White Twist

TRW Brown & Beige Twist

**E - MOUNTING FINISH**

Brushed Aluminum

**F - CORDS**

None

WC Wire Cage

TGG Heavy Duty Guard

CGG Cast Guard

WGG Wire Guard

**G - SHADE ACCESSORIES**

None

WC Wire Cage

TGG Heavy Duty Guard

CGG Cast Guard

WGG Wire Guard

**H - SHADE ACCESSORY FINISH**

None

WC Wire Cage

TGG Heavy Duty Guard

CGG Cast Guard

WGG Wire Guard

**I - GLASS OPTION**

None

CLR Clear Glass

FST Frosted Glass

RIB Ribbed Glass

BLU Blue Glass

RED Red Glass

AMB Amber Glass

GRN Green Glass

**J - MOUNTING ACCESSORY**

None

HSC Hang Straight Canopy\*

HDSMC Heavy Duty Stem Mount Canopy\*

HDBP Heavy Duty Backing Plate\*

DO Dusk-to-Dawn Photocell\*

DBPC Decorative Backing Plate Cover\*

DCBX Decorative Backing Plate Cover & Back Cover\*

**K - LIGHT SOURCE**

E26 200 Watt Max

G24 23 Watt Max

MARK "Y1" & "Y1L" FIXTURES

BARN LIGHT ELECTRIC CO.

BOMBER SERIES SPS-0149 REV B

**MOUNTING STYLE**

CHAIN HUNG PENDANT (CN)

FLUSH MOUNT (F)

STEM MOUNT PENDANT (S)

CORD HUNG PENDANT (C)

**GOOSENECK (G)**

**LUMINAIRE DIMENSIONS**

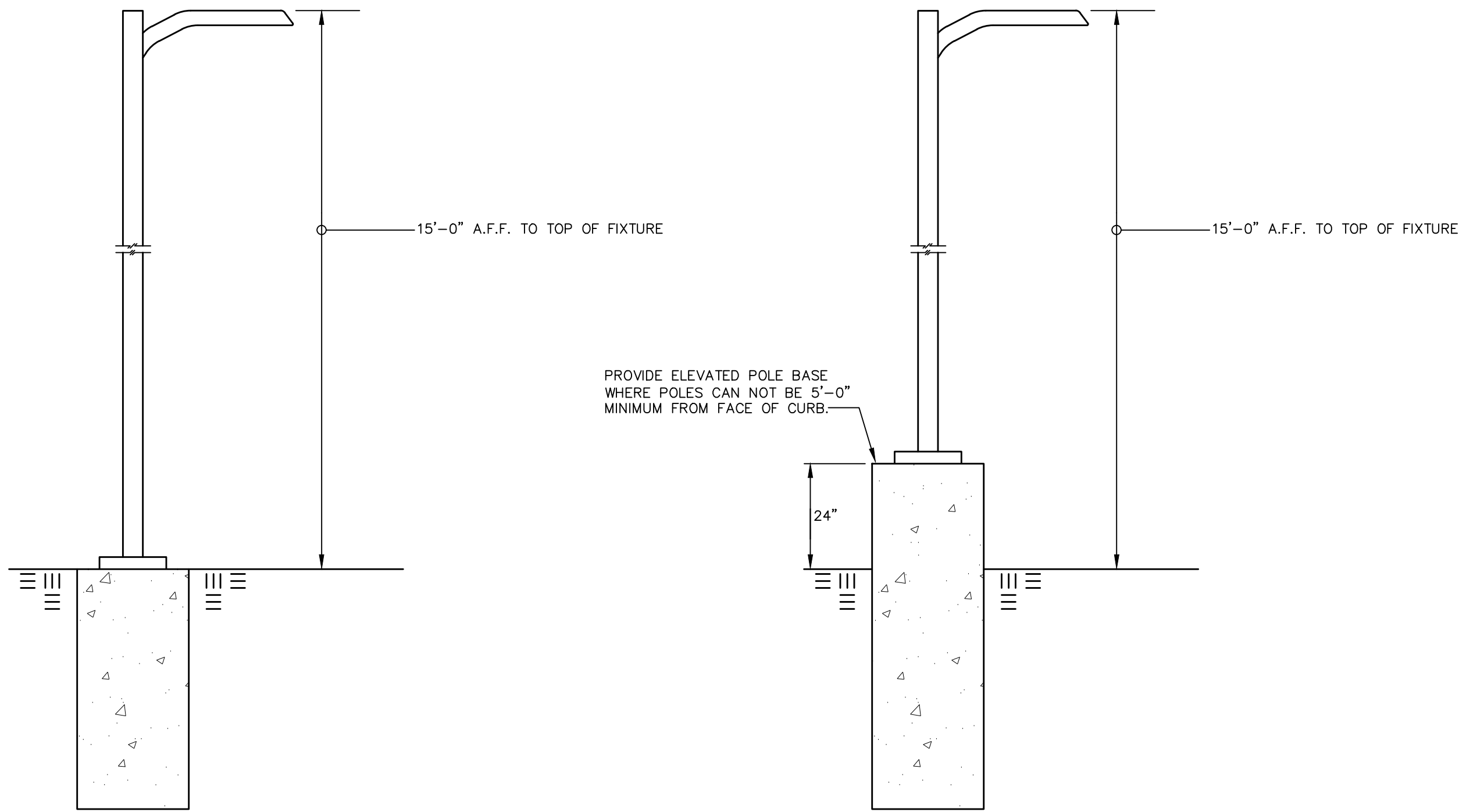
**SHADE CODE**

WHB15 6" 11" 4.8"

WHB13 7" 15" 3.8"

WHB17 8.25" 17" 2.7"

LIGHTING FIXTURE SCHEDULE										
MARK	MANUFACTURER	CATALOG NUMBER	VOLTAGE	WATTS	LUMENS	TYPE	MOUNTING HEIGHT	MOUNTING TYPE	REMARKS	
EX	BARN LIGHT ELECTRIC CO.	BLE-G-WHS20-150-G22-***NA-NA-NA-NA-LED16-3000K	120	16	1,250	LED 3000K	AS DIRECTED BY ARCHITECT	OUTLET BOX	FULL CUT-OFF	
EX1	REJUVENATION	DOLEMAN LARGE DOME LED WALL SCONCE ITEM # A4176	120	8	560	LED 3000K	AS DIRECTED BY ARCHITECT	OUTLET BOX	FSA WET LOCATION	
SC3	BARN LIGHT ELECTRIC CO.	BLE-G-WHS20-150-G22-***NA-NA-NA-NA-LED16-3000K	120	16	1,250	LED 3000K	AS DIRECTED BY ARCHITECT	OUTLET BOX	FSA	
SC4	WAC LIGHTING	WS-W2605-16W DOWNLIGHT ONLY	120	16	1,200	LED 3000K	AS DIRECTED BY ARCHITECT	OUTLET BOX	FULL CUT-OFF	
Y1L	VISIONAIRE LIGHTING	VSX-II-T3-10L-3K-AM-***CLS	240	70	8,600	LED 3000K	SEE POLE DETAILS 15 FT MH TO TOP OF FIXTURE	POLE	FULL CUT-OFF	





MARK "Y1" & "Y1L" FIXTURES

SCALE : NONE

MARK "Y1" & "Y1L" FIXTURES

SCALE : NONE



THIS DOCUMENT HAS BEEN DIGITALLY SIGNED AND SEALED BY ROBERT C. RENFRO ON THE DATE ADJACENT TO THE SEAL. PRINTED COPIES OF THIS DOCUMENT ARE NOT CONSIDERED SIGNED AND SEALED, AND THE SIGNATURE MUST BE VERIFIED ON ANY ELECTRONIC COPIES.

LEO COTTAGES AT VENICE

VENICE, FLORIDA

NEQUETTE PROJECT NUMBER: 22/025 & 22/025.1

DISTRIBUTION LOG	
1	04/07/25 CITY REVIEW
2	09/08/25 CITY COMMENTS
3	06/11/24 REVISED LAYOUT
4	03/06/25 REVISED LAYOUT

PHOTOMETRIC SCHEDULES AND DETAILS

PE201



JACKSON, RENFRO & ASSOCIATES, INC.

11000 N. W. 11TH AVE., SUITE 200 • BOCA RATON, FL 33434

TEL: 561.336.1111 FAX: 561.336.1112

WWW.JRA-FLA.COM

ROBERT RENFRO, P.E.  
REGISTERED ENGINEER  
LICENSE NO. 100606  
bobby@rre.com  
(305) 336-1114  
FAX (305) 336-1112  
31 INVERNESS CENTER DRIVE • SUITE 200 • BOCA RATON, FL 33434  
CEN AND JAR - FLORIDA ARCHITECTS LICENSE NO. 100000000000