



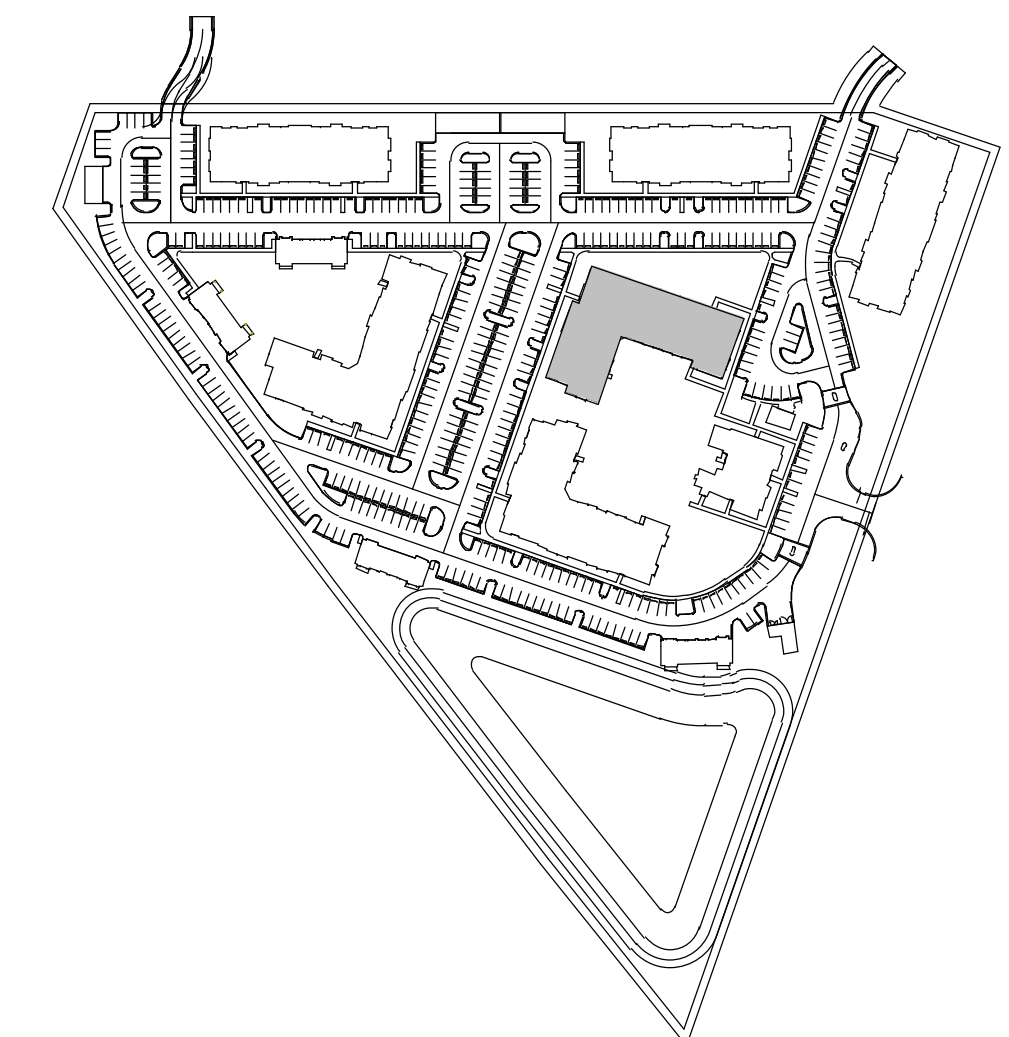
2 WEST ELEVATION
SCALE: 1/8" = 1'-0"



1 SOUTH ELEVATION
SCALE: 1/8" = 1'-0"

TAG	DESCRIPTION	COLOR	MANUFACTURER
AR-1	ASPHALT SHINGLE ROOF	CHARCOAL	TIMBERLINE HD OR EQUAL
CB-2	FIBER CEMENT PANEL W/ BOARD & BATTEN 1X2 BATTENS 1'-0" O.C.	WHITE	JAMES HARDIE OR EQUAL
CP-1	FIBER CEMENT PANEL	BLACK FOX	JAMES HARDIE OR EQUAL
DS-1	DOWNSPOUT & SCUPPER	MATCH ADJACENT	TBD
LT-1	WALL PACK LIGHT	TBD	TBD
MR-1	42" PICKET RAILING	DARK BRONZE OR EQUAL	TBD
MS-1	STANDING SEAM METAL ROOF		PAC-CLAD OR EQUAL
PS-1	PORCH SCREEN		TBD
SH-2	BAHAMA SHUTTER		TBD
ST-1	STUCCO - SMOOTH FINISH COAT		TBD
VT-1	TOILET / DRYER EXHAUST VENT	MATCH ADJACENT	TBD
W-1	VINYL WINDOW	WHITE	PLYGEM OR EQ.
WD-1	BALCONY DOOR	WHITE	THERMA TRUS 88000 OR EQUAL
WP-1	WOOD POSTS, STAINED (SUPERDECK CEDAR TONE NATURAL STAIN - 2 COATS)	WESTERN CEDAR, SMOOTH	TBD

KEY PLAN



DYNAMIK DESIGN

5801 PEACHTREE DUNWOODY RD.
BUILDING C, SUITE 250
ATLANTA, GA 30328
TELEPHONE: 678-506-8830
DYNAMIKDESIGN.COM

CONSULTANT:

SEAL:

2600 RUSTIC RD & 1700 RANCH RD
VENICE, FL 34275

3715 NORTHSIDE PKWY
SUITE 1-310
ATLANTA, GA 30327

PROJECT NUMBER: SCP2021-03

RUSTIC ROAD



△ DRAWING RELEASE	DATE
SCHEMATIC DESIGN	12/17/2021
50% DESIGN DEV.	05/06/2022
100% DESIGN DEV.	06/03/2022

TITLE:

BUILDING A - ELEVATIONS

SHEET NUMBER:

A1-14A



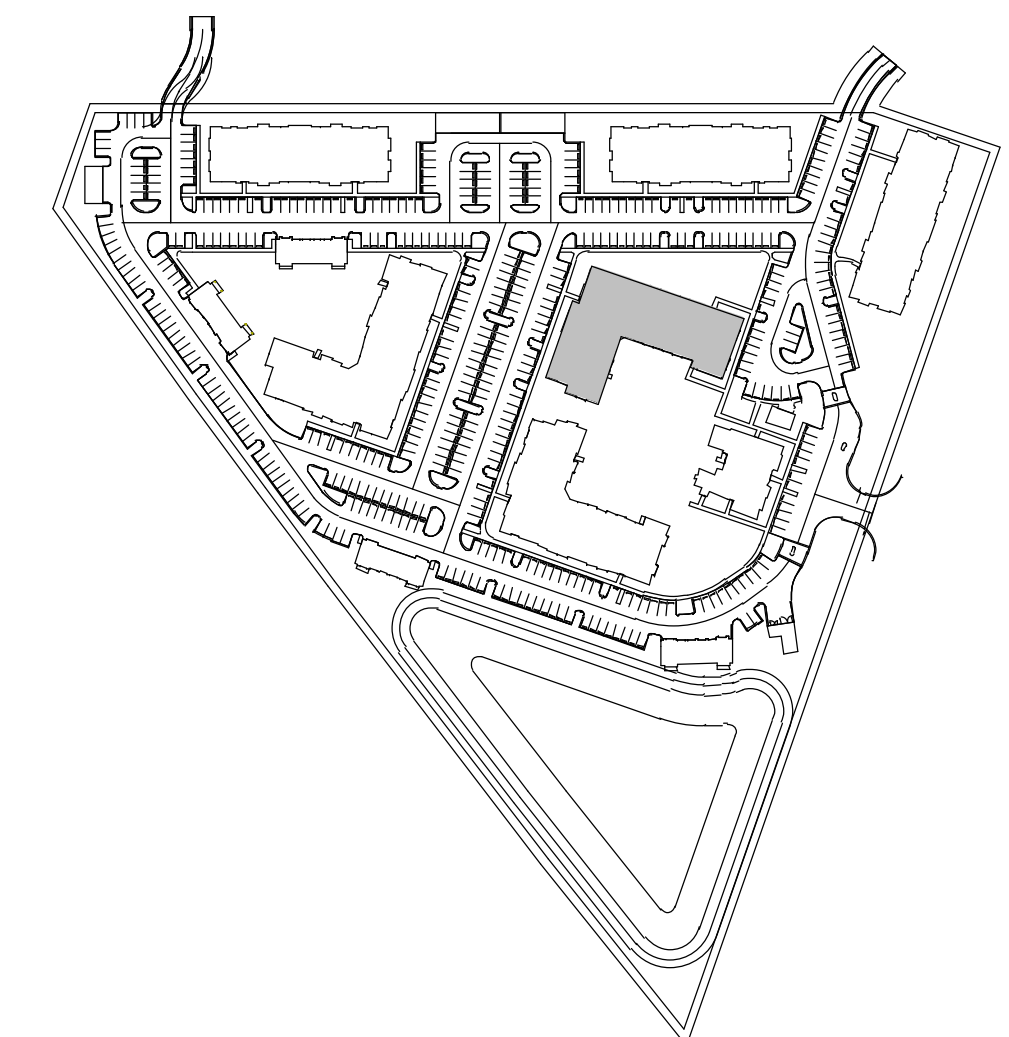
2 EAST ELEVATION
SCALE: 1/8" = 1'-0"



1 NORTH ELEVATION
SCALE: 1/8" = 1'-0"

TAG	DESCRIPTION	COLOR	MANUFACTURER
AR-1	ASPHALT SHINGLE ROOF	CHARCOAL	TIMBERLINE HD OR EQUAL
CB-2	FIBER CEMENT PANEL W/ BOARD & BATTEN 1X2 BATTENS 1'-0" O.C.	WHITE	JAMES HARDIE OR EQUAL
CP-1	FIBER CEMENT PANEL	BLACK FOX	JAMES HARDIE OR EQUAL
DS-1	DOWNSPOUT & SCUPPER	MATCH ADJACENT	TBD
LT-1	WALL PACK LIGHT	TBD	TBD
MR-1	42" PICKET RAILING	DARK BRONZE OR EQUAL	TBD
MS-1	STANDING SEAM METAL ROOF		PAC-CLAD OR EQUAL
PS-1	PORCH SCREEN		TBD
SH-2	BAHAMA SHUTTER		TBD
ST-1	STUCCO - SMOOTH FINISH COAT		TBD
VT-1	TOILET / DRYER EXHAUST VENT	MATCH ADJACENT	TBD
W-1	VINYL WINDOW	WHITE	PLYGEM OR EQ.
WD-1	BALCONY DOOR	WHITE	THERMA TRUS 58000 OR EQUAL
WP-1	WOOD POSTS, STAINED (SUPERDECK CEDAR TONE NATURAL STAIN - 2 COATS)	WESTERN CEDAR, SMOOTH	TBD

KEY PLAN



DYNAMIK DESIGN

5801 PEACHTREE DUNWOODY RD.
BUILDING C, SUITE 250
ATLANTA, GA 30328
TELEPHONE: 678-506-8830
DYNAMIKDESIGN.COM

CONSULTANT:

SEAL:

2600 RUSTIC RD & 1700 RANCH RD
VENICE, FL 34275

PROJECT NUMBER: SCP2021-03

RUSTIC ROAD

3715 NORTHSIDE PKWY
SUITE 1-310
ATLANTA, GA 30327



△	DRAWING RELEASE	DATE
	SCHEMATIC DESIGN	12/17/2021
	50% DESIGN DEV.	05/06/2022
	100% DESIGN DEV.	06/03/2022

TITLE:

BUILDING A - ELEVATIONS

SHEET NUMBER:

A1-14B



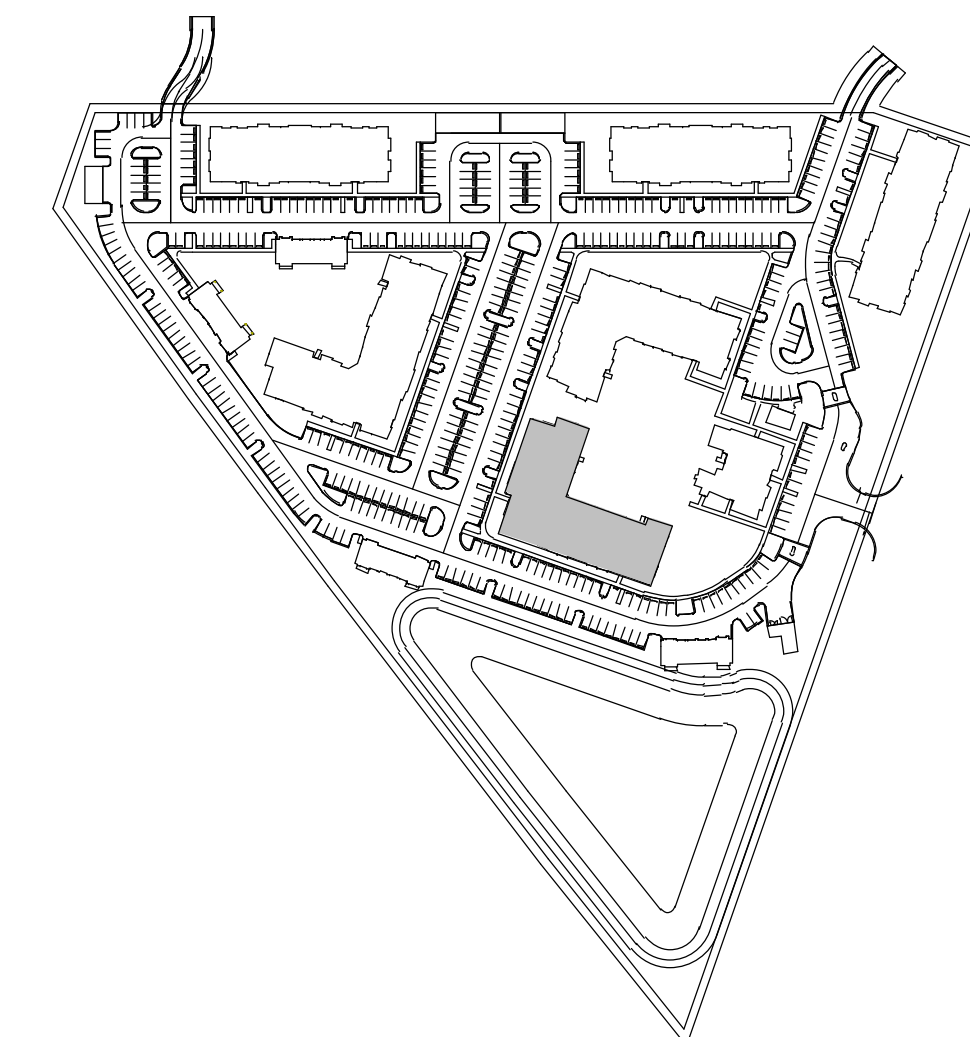
2 WEST ELEVATION
SCALE: 1/8" = 1'-0"



1 SOUTH ELEVATION
SCALE: 1/8" = 1'-0"

TAG	DESCRIPTION	COLOR	MANUFACTURER
AR-1	ASPHALT SHINGLE ROOF	CHARCOAL	TIMBERLINE HD OR EQUAL
CB-2	FIBER CEMENT PANEL W/ BOARD & BATTEN 1X2 BATTENS 1'-0" O.C.	WHITE	JAMES HARDIE OR EQUAL
CP-1	FIBER CEMENT PANEL	BLACK FOX	JAMES HARDIE OR EQUAL
DS-1	DOWNSPOUT & SCUPPER	MATCH ADJACENT	TBD
LT-1	WALL PACK LIGHT	TBD	TBD
MR-1	42" PICKET RAILING	DARK BRONZE OR EQUAL	TBD
MS-1	STANDING SEAM METAL ROOF		PAC-CLAD OR EQUAL
PS-1	PORCH SCREEN		TBD
SH-2	BAHAMA SHUTTER		TBD
ST-1	STUCCO - SMOOTH FINISH COAT		TBD
VT-1	TOILET / DRYER EXHAUST VENT	MATCH ADJACENT	TBD
W-1	VINYL WINDOW	WHITE	PLYGEM OR EQ.
WD-1	BALCONY DOOR	WHITE	THERMA TRUS 58000 OR EQUAL
WP-1	WOOD POSTS, STAINED (SUPERDECK CEDAR TONE NATURAL STAIN - 2 COATS)	WESTERN CEDAR, SMOOTH	TBD

KEY PLAN



DYNAMIK DESIGN

5801 PEACHTREE DUNWOODY RD.
BUILDING C, SUITE 250
ATLANTA, GA 30328
TELEPHONE: 678-506-8830
DYNAMIKDESIGN.COM

CONSULTANT:

SEAL:

2600 RUSTIC RD & 1700 RANCH RD
VENICE, FL 34275

3715 NORTHSIDE PKWY
SUITE 1-310
ATLANTA, GA 30327

PROJECT NUMBER: SCP2021-03

RUSTIC ROAD



△	DRAWING RELEASE	DATE
	SCHEMATIC DESIGN	12/17/2021
	50% DESIGN DEV.	05/06/2022
	100% DESIGN DEV.	06/03/2022

TITLE:

BUILDING AM - ELEVATIONS

SHEET NUMBER:

A1-24A



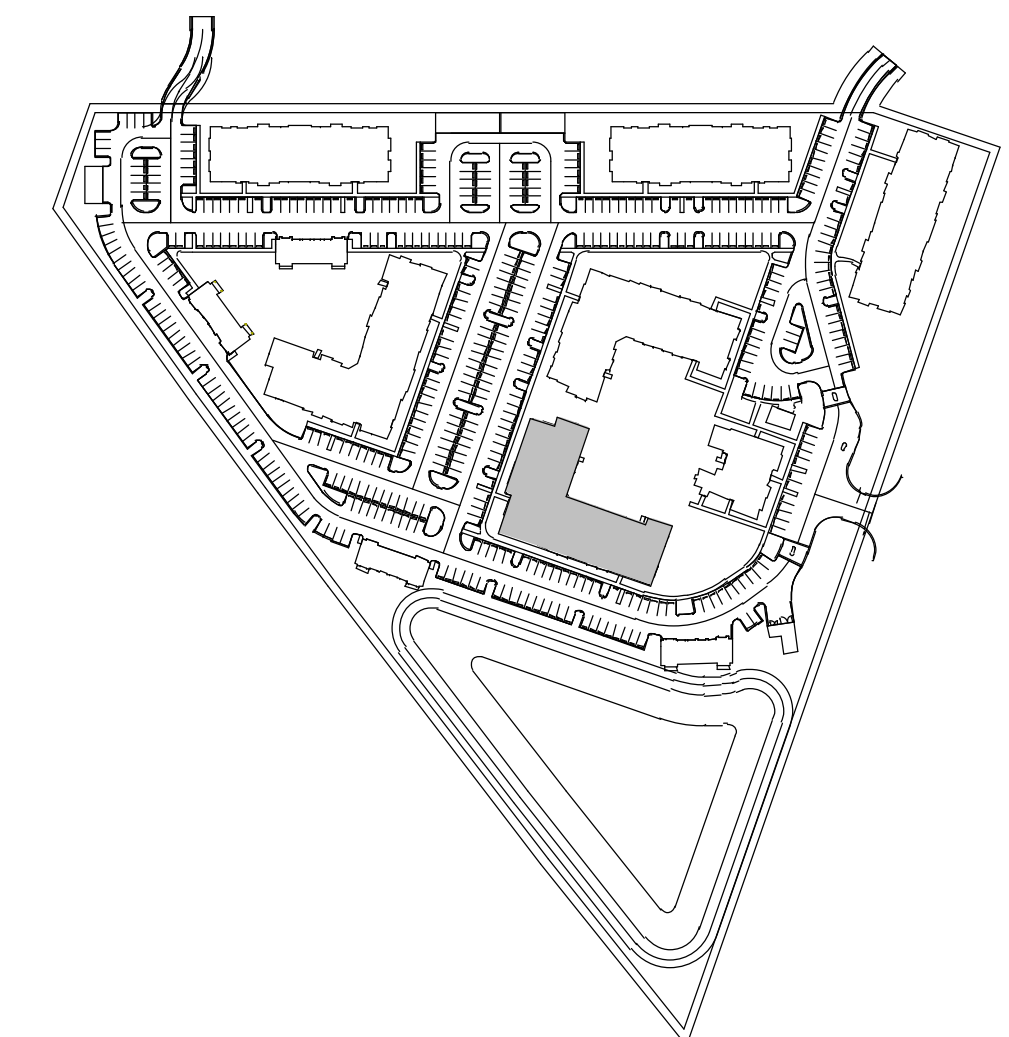
2 EAST ELEVATION
SCALE: 1/8" = 1'-0"



1 NORTH ELEVATION
SCALE: 1/8" = 1'-0"

TAG	DESCRIPTION	COLOR	MANUFACTURER
AR-1	ASPHALT SHINGLE ROOF	CHARCOAL	TIMBERLINE HD OR EQUAL
CB-2	FIBER CEMENT PANEL W/ BOARD & BATTEN 1X2 BATTENS 1'-0" O.C.	WHITE	JAMES HARDIE OR EQUAL
CP-1	FIBER CEMENT PANEL	BLACK FOX	JAMES HARDIE OR EQUAL
DS-1	DOWNSPOUT & SCUPPER	MATCH ADJACENT	TBD
LT-1	WALL PACK LIGHT	TBD	TBD
MR-1	42" PICKET RAILING	DARK BRONZE OR EQUAL	TBD
MS-1	STANDING SEAM METAL ROOF		PAC-CLAD OR EQUAL
PS-1	PORCH SCREEN		TBD
SH-2	BAHAMA SHUTTER		TBD
ST-1	STUCCO - SMOOTH FINISH COAT		TBD
VT-1	TOILET / DRYER EXHAUST VENT	MATCH ADJACENT	TBD
W-1	VINYL WINDOW	WHITE	PLYGEM OR EQ.
WD-1	BALCONY DOOR	WHITE	THERMA TRUS 58000 OR EQUAL
WP-1	WOOD POSTS, STAINED (SUPERDECK CEDAR TONE NATURAL STAIN - 2 COATS)	WESTERN CEDAR, SMOOTH	TBD

KEY PLAN



DYNAMIK DESIGN

5801 PEACHTREE DUNWOODY RD.
BUILDING C, SUITE 250
ATLANTA, GA 30328
TELEPHONE: 678-506-8830
DYNAMIKDESIGN.COM

CONSULTANT:

SEAL:

2600 RUSTIC RD & 1700 RANCH RD
VENICE, FL 34275

3715 NORTHSIDE PKWY
SUITE 1-310
ATLANTA, GA 30327

PROJECT NUMBER: SCP2021-03

RUSTIC ROAD



△	DRAWING RELEASE	DATE
	SCHEMATIC DESIGN	12/17/2021
	50% DESIGN DEV.	05/06/2022
	100% DESIGN DEV.	06/03/2022

TITLE:

BUILDING AM - ELEVATIONS

SHEET NUMBER:

A1-24B



2 WEST ELEVATION
SCALE: 1/8" = 1'-0"

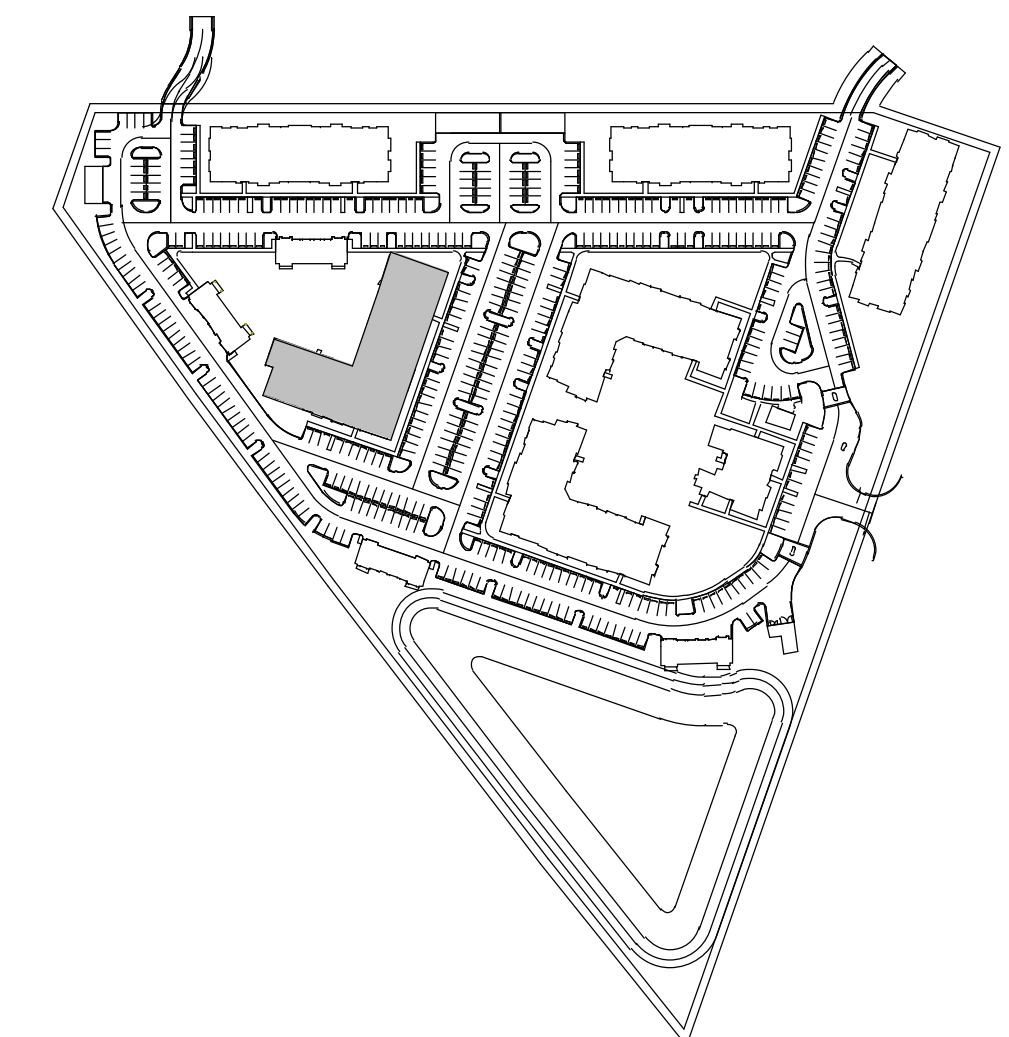


1 SOUTH ELEVATION
SCALE: 1/8" = 1'-0"

TAG	DESCRIPTION	COLOR	MANUFACTURER
AR-1	ASPHALT SHINGLE ROOF	CHARCOAL	TIMBERLINE HD OR EQUAL
CB-2	FIBER CEMENT PANEL W/ BOARD & BATTENS 1X2 BATTENS 1'-0" O.C.	WHITE	JAMES HARDIE OR EQUAL
CP-1	FIBER CEMENT PANEL	BLACK FOX	JAMES HARDIE OR EQUAL
DS-1	DOWNSPOUT & SCUPPER	MATCH ADJACENT	TBD
LT-1	WALL PACK LIGHT	TBD	TBD
MR-1	42" PICKET RAILING	DARK BRONZE OR EQUAL	TBD
MS-1	STANDING SEAM METAL ROOF		PAC-CLAD OR EQUAL
PS-1	PORCH SCREEN		TBD
SH-2	BAHAMA SHUTTER		TBD
ST-1	STUCCO - SMOOTH FINISH COAT		TBD
VT-1	TOILET / DRYER EXHAUST VENT	MATCH ADJACENT	TBD
W-1	VINYL WINDOW	WHITE	PLYGEM OR EQ.
WD-1	BALCONY DOOR	WHITE	THERMA TRUS 58000 OR EQUAL
WP-1	WOOD POSTS, STAINED (SUPERDECK CEDAR TONE NATURAL STAIN - 2 COATS)	WESTERN CEDAR, SMOOTH	TBD

TRUSS BRG B 30' - 5 7/8"
LEVEL 03 21' - 4 3/4"
LEVEL 02 10' - 8 7/8"
LEVEL 01 0"

KEY PLAN



CONSULTANT:

SEAL:

2600 RUSTIC RD & 1700 RANCH RD
VENICE, FL 34275

3715 NORTHSIDE PKWY
SUITE 1-310
ATLANTA, GA 30327

PROJECT NUMBER: SCP2021-03

RUSTIC ROAD



△	DRAWING RELEASE	DATE
	SCHEMATIC DESIGN	12/17/2021
	50% DESIGN DEV.	05/06/2022
	100% DESIGN DEV.	06/03/2022

TITLE:

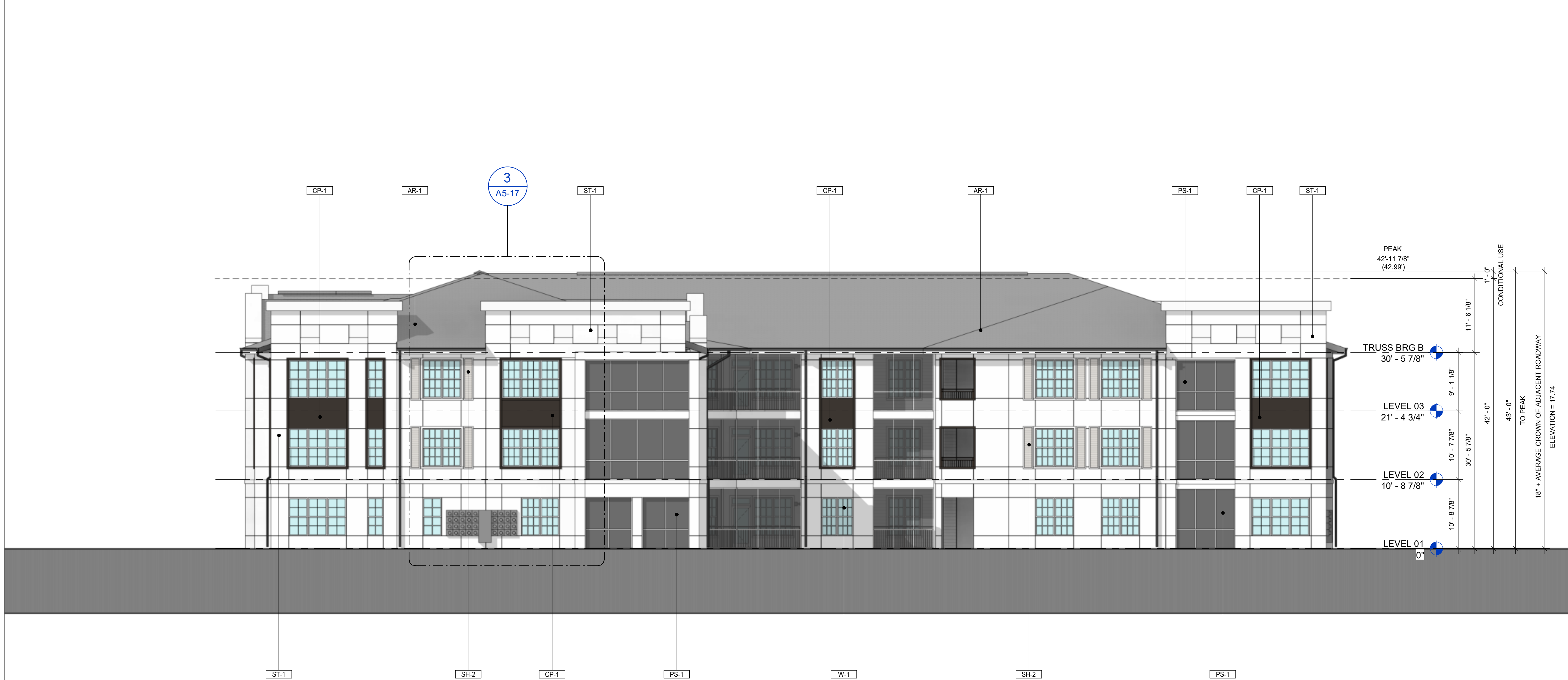
BUILDING B - ELEVATIONS

SHEET NUMBER:

A1-34A



2 EAST ELEVATION
SCALE: 1/8" = 1'-0"



1 NORTH ELEVATION
SCALE: 1/8" = 1'-0"

TAG	DESCRIPTION	COLOR	MANUFACTURER
AR-1	ASPHALT SHINGLE ROOF	CHARCOAL	TIMBERLINE HD OR EQUAL
CB-2	FIBER CEMENT PANEL W/ BOARD & BATTENS 1X2 BATTENS 1'-0" O.C.	WHITE	JAMES HARDIE OR EQUAL
CP-1	FIBER CEMENT PANEL	BLACK FOX	JAMES HARDIE OR EQUAL
DS-1	DOWNSPOUT & SCUPPER	MATCH ADJACENT	TBD
LT-1	WALL PACK LIGHT	TBD	TBD
MR-1	42" PICKET RAILING	DARK BRONZE OR EQUAL	TBD
MS-1	STANDING SEAM METAL ROOF		PAC-CLAD OR EQUAL
PS-1	PORCH SCREEN		TBD
SH-2	BAHAMA SHUTTER		TBD
ST-1	STUCCO - SMOOTH FINISH COAT		TBD
VT-1	TOILET / DRYER EXHAUST VENT	MATCH ADJACENT	TBD
W-1	VINYL WINDOW	WHITE	PLYGEM OR EQ.
WD-1	BALCONY DOOR	WHITE	THERMA TRUS 58000 OR EQUAL
WP-1	WOOD POSTS, STAINED (SUPERDECK CEDAR TONE NATURAL STAIN - 2 COATS)	WESTERN CEDAR, SMOOTH	TBD

TAG	DESCRIPTION	COLOR	MANUFACTURER
AR-1	ASPHALT SHINGLE ROOF	CHARCOAL	TIMBERLINE HD OR EQUAL
CB-2	FIBER CEMENT PANEL W/ BOARD & BATTENS 1X2 BATTENS 1'-0" O.C.	WHITE	JAMES HARDIE OR EQUAL
CP-1	FIBER CEMENT PANEL	BLACK FOX	JAMES HARDIE OR EQUAL
DS-1	DOWNSPOUT & SCUPPER	MATCH ADJACENT	TBD
LT-1	WALL PACK LIGHT	TBD	TBD
MR-1	42" PICKET RAILING	DARK BRONZE OR EQUAL	TBD
MS-1	STANDING SEAM METAL ROOF		PAC-CLAD OR EQUAL
PS-1	PORCH SCREEN		TBD
SH-2	BAHAMA SHUTTER		TBD
ST-1	STUCCO - SMOOTH FINISH COAT		TBD
VT-1	TOILET / DRYER EXHAUST VENT	MATCH ADJACENT	TBD
W-1	VINYL WINDOW	WHITE	PLYGEM OR EQ.
WD-1	BALCONY DOOR	WHITE	THERMA TRUS 58000 OR EQUAL
WP-1	WOOD POSTS, STAINED (SUPERDECK CEDAR TONE NATURAL STAIN - 2 COATS)	WESTERN CEDAR, SMOOTH	TBD

KEY PLAN

TITLE:
BUILDING B - ELEVATIONS

SHEET NUMBER:
A1-34B

DYNAMIK DESIGN

5801 PEACHTREE DUNWOODY RD.
BUILDING C, SUITE 250
ATLANTA, GA 30328
TELEPHONE: 678-506-8830
DYNAMIKDESIGN.COM

CONSULTANT:

SEAL:

PROJECT NUMBER: SCP2021-03

RUSTIC ROAD

2600 RUSTIC RD & 1700 RANCH RD
VENICE, FL 34275

CLIENT:

3715 NORTHSIDE PKWY
SUITE 1-310
ATLANTA, GA 30327

SOUTH CITY PARTNERS

△ DRAWING RELEASE	DATE
SCHEMATIC DESIGN	12/17/2021
50% DESIGN DEV.	05/06/2022
100% DESIGN DEV.	06/03/2022

TITLE:

BUILDING B - ELEVATIONS

SHEET NUMBER:

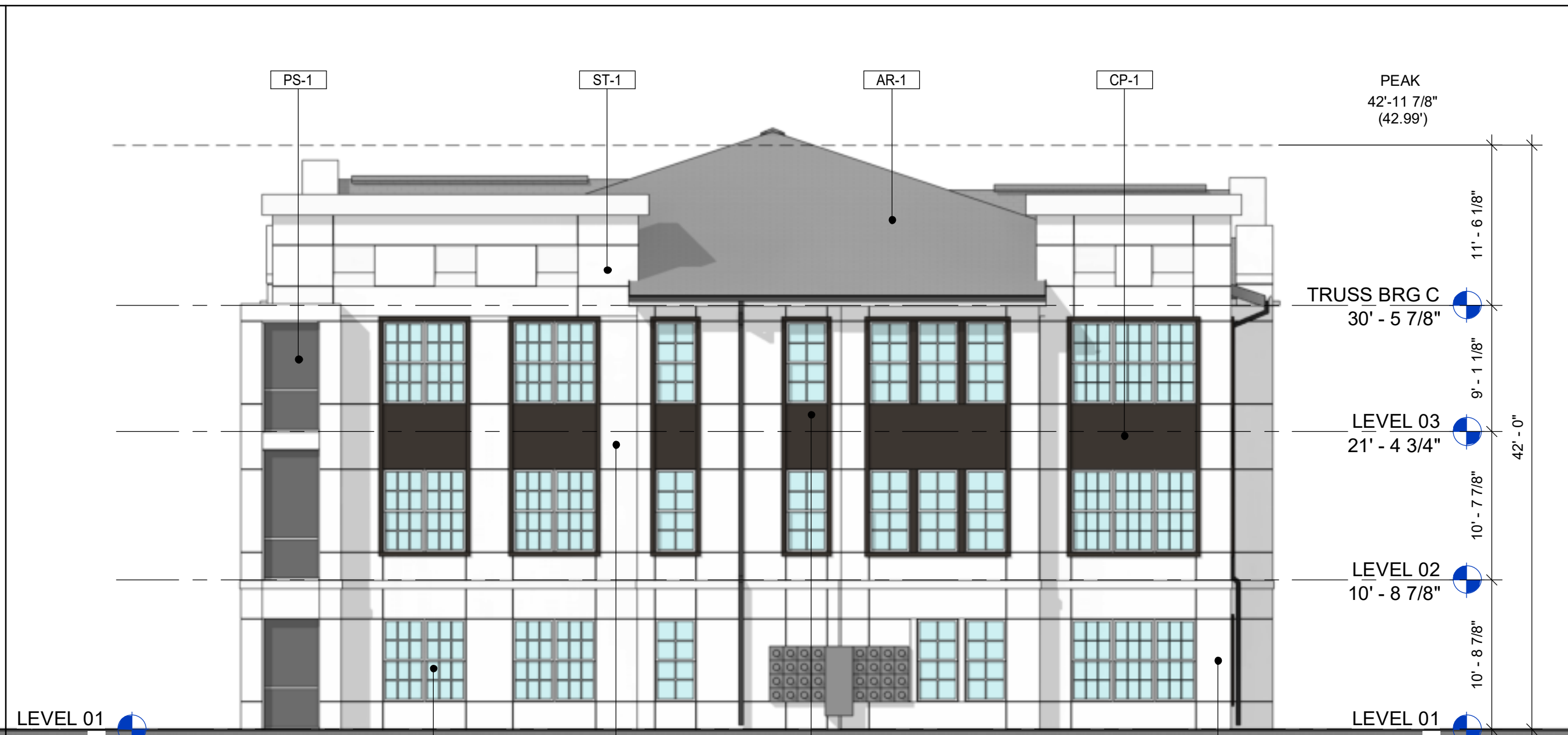
A1-34B

© COPYRIGHT 2020 DYNAMIK DESIGN

TAG	DESCRIPTION	COLOR	MANUFACTURER
AR-1	ASPHALT SHINGLE ROOF	CHARCOAL	TIMBERLINE HD OR EQUAL
CB-2	FIBER CEMENT PANEL W/ BOARD & BATTEN 1X2 BATTENS 1-0" O.C.	WHITE	JAMES HARDIE OR EQUAL
CP-1	FIBER CEMENT PANEL	BLACK FOX	JAMES HARDIE OR EQUAL
DS-1	DOWNSPOUT & SCUPPER	MATCH ADJACENT	TBD
LT-1	WALL PACK LIGHT	TBD	TBD
MR-1	42" PICKET RAILING	DARK BRONZE OR EQUAL	TBD
MS-1	STANDING SEAM METAL ROOF		PAC-CLAD OR EQUAL
PS-1	PORCH SCREEN		TBD
SH-2	BAHAMA SHUTTER		TBD
ST-1	STUCCO - SMOOTH FINISH COAT		TBD
VT-1	TOILET / DRYER EXHAUST VENT	MATCH ADJACENT	TBD
W-1	VINYL WINDOW	WHITE	PLYGEM OR EQ.
WD-1	BALCONY DOOR	WHITE	THERMA TRUS 58000 OR EQUAL
WP-1	WOOD POSTS, STAINED (SUPERDECK CEDAR TONE NATURAL STAIN - 2 COATS)	WESTERN CEDAR, SMOOTH	TBD



4 WEST ELEVATION
 SCALE: 1/8" = 1'-0"



3 EAST ELEVATION
 SCALE: 1/8" = 1'-0"

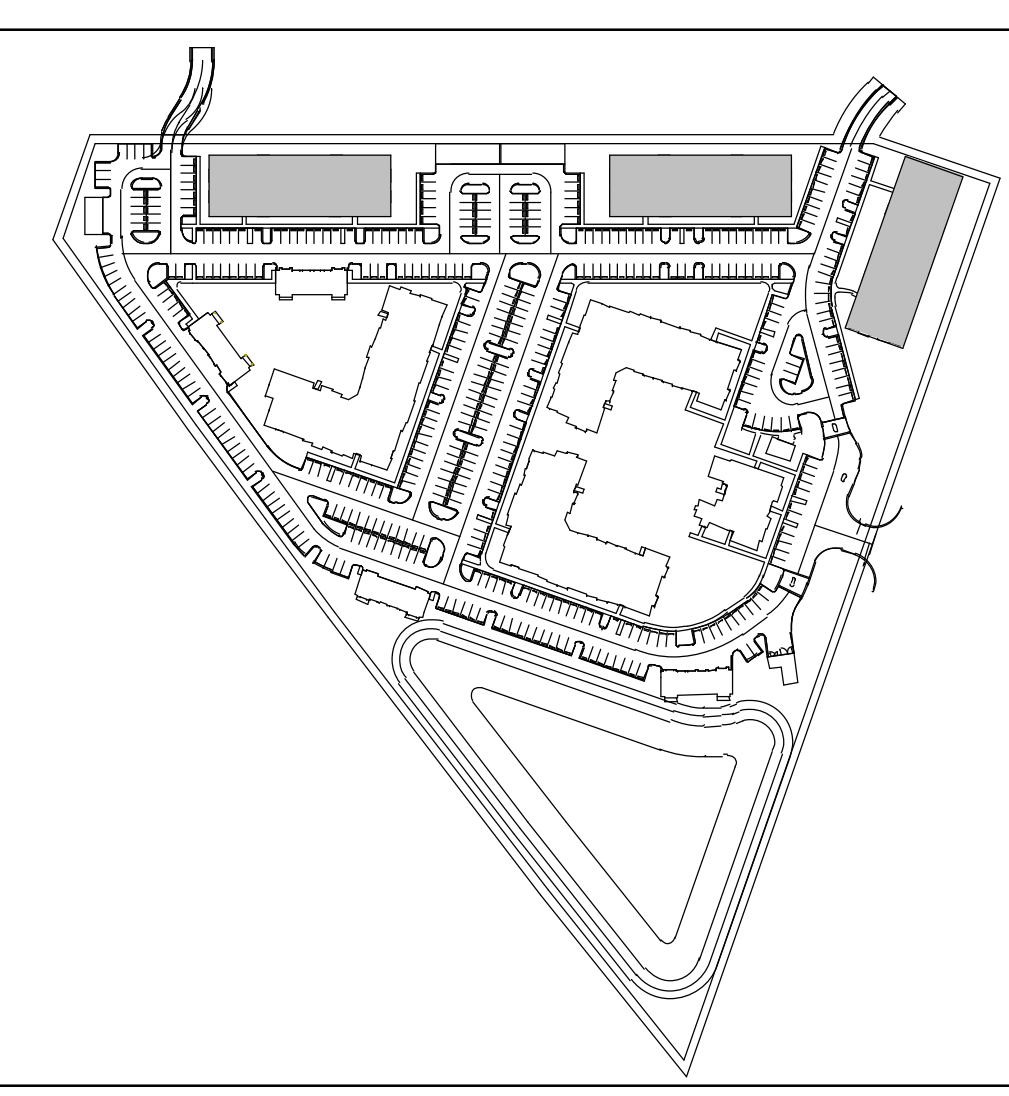


2 NORTH ELEVATION
 SCALE: 1/8" = 1'-0"



1 SOUTH ELEVATION
 SCALE: 1/8" = 1'-0"

KEY PLAN



CONSULTANT:

SEAL:

2600 RUSTIC RD & 1700 RANCH RD
 VENICE, FL 34275

3715 NORTHSIDE PKWY
 SUITE 1-310
 ATLANTA, GA 30327

PROJECT NUMBER: SCP2021-03

RUSTIC ROAD



△ DRAWING RELEASE	DATE
SCHEMATIC DESIGN	12/17/2021
50% DESIGN DEV.	05/06/2022
100% DESIGN DEV.	06/03/2022

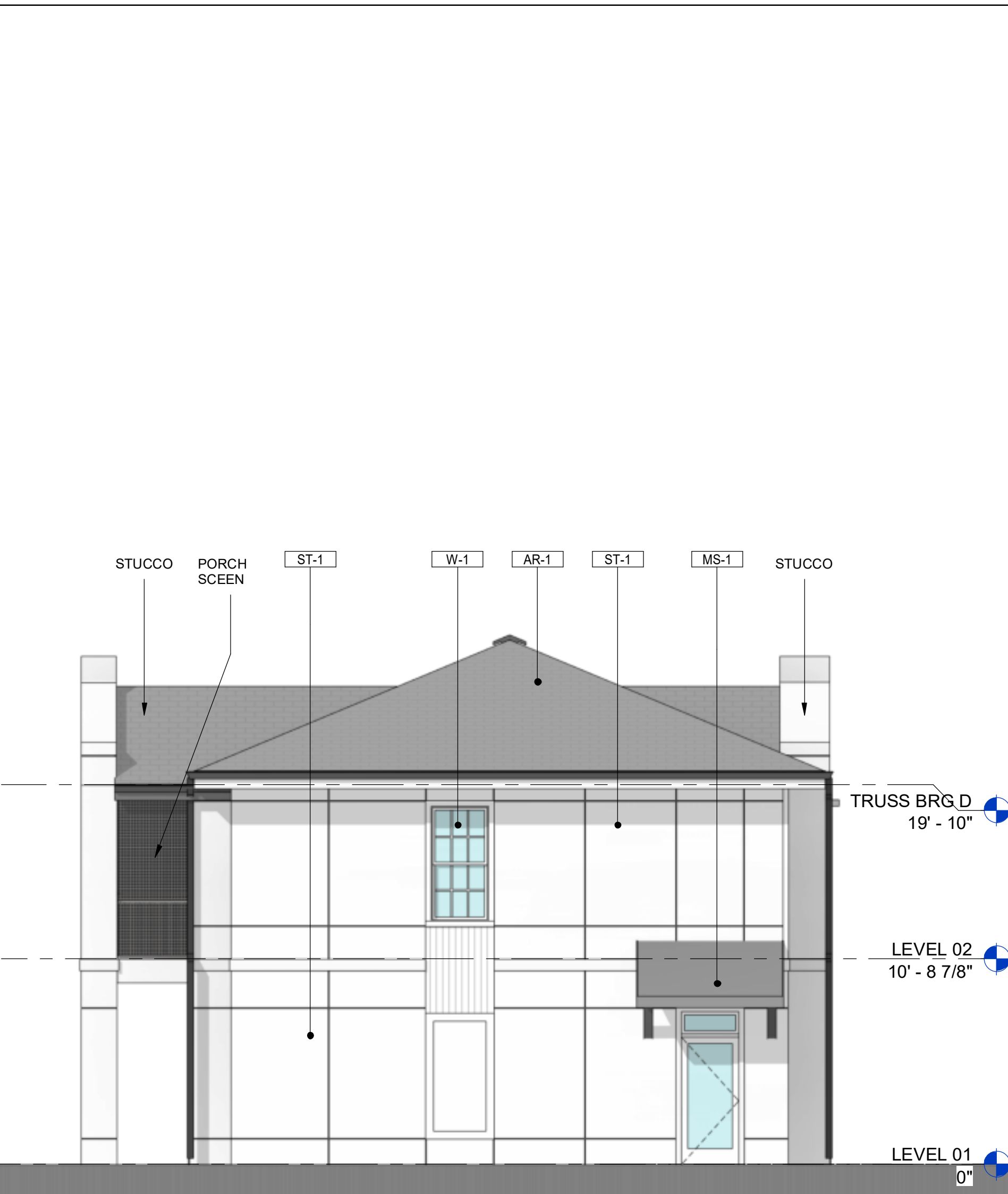
TITLE:

BUILDING C - ELEVATIONS

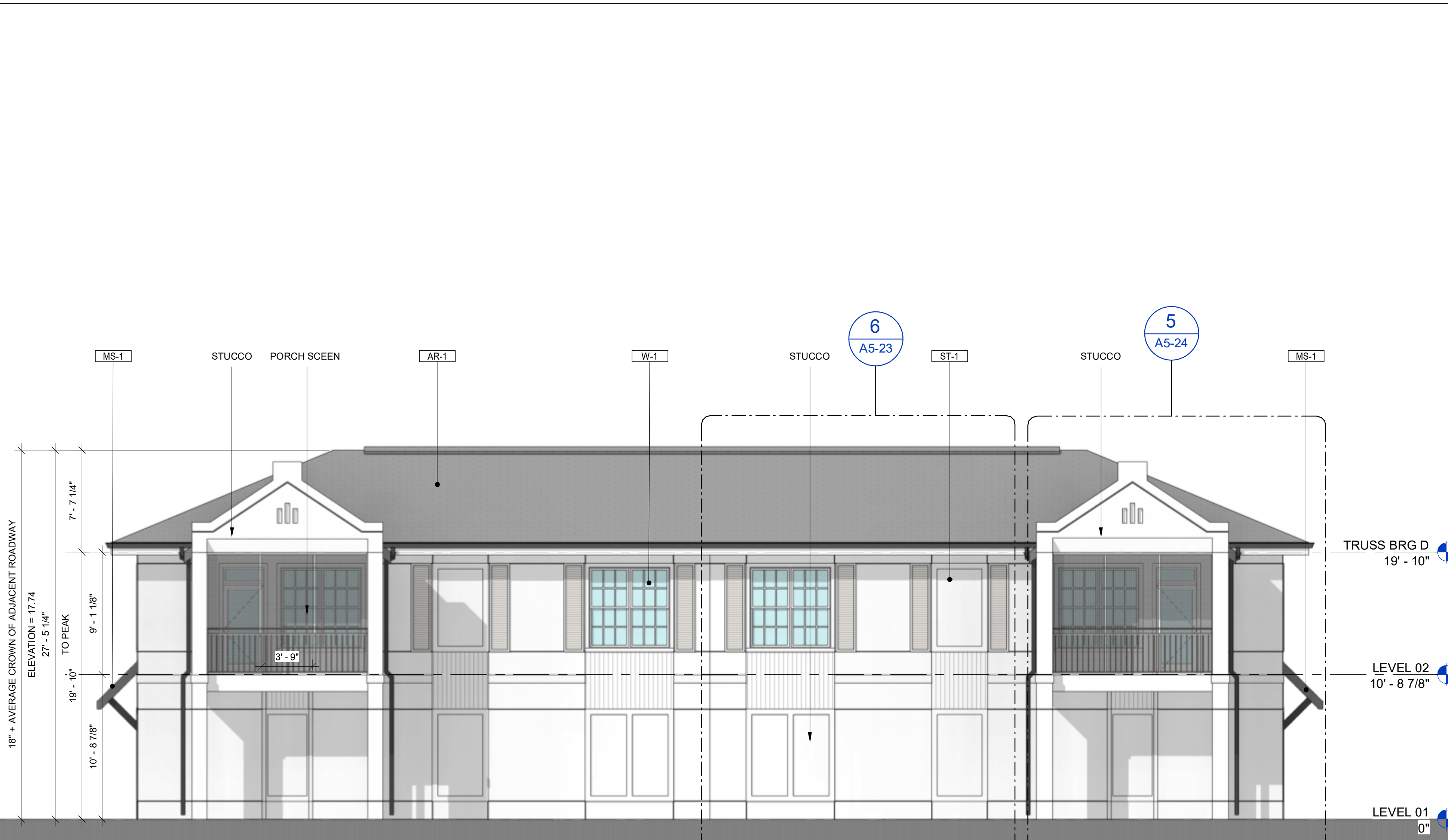
SHEET NUMBER:

A1-44

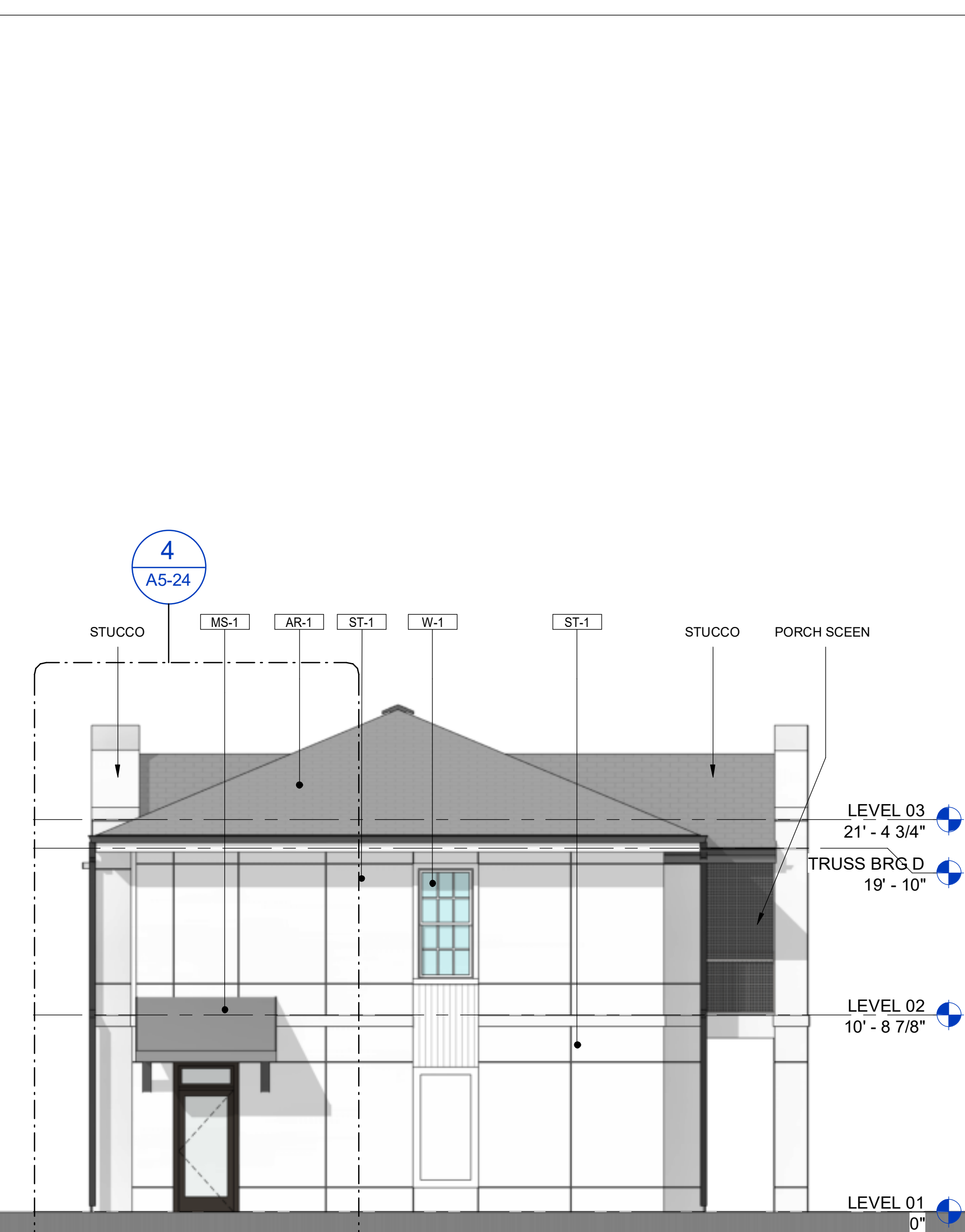
TAG	DESCRIPTION	COLOR	MANUFACTURER
AR-1	ASPHALT SHINGLE ROOF	CHARCOAL	TIMBERLINE HD OR EQUAL
CB-2	FIBER CEMENT PANEL W/ BOARD & BATTEN 1X2 BATTENS 1'-0" O.C.	WHITE	JAMES HARDIE OR EQUAL
CP-1	FIBER CEMENT PANEL	BLACK FOX	JAMES HARDIE OR EQUAL
DS-1	DOWNSPOUT & SCUPPER	MATCH ADJACENT	TBD
LT-1	WALL PACK LIGHT	TBD	TBD
MR-1	42" PICKET RAILING	DARK BRONZE OR EQUAL	TBD
MS-1	STANDING SEAM METAL ROOF		PAC-CLAD OR EQUAL
PS-1	PORCH SCREEN		TBD
SH-2	BAHAMA SHUTTER		TBD
ST-1	STUCCO - SMOOTH FINISH COAT		TBD
TV-1	TOILET / DRYER EXHAUST VENT	MATCH ADJACENT	TBD
W-1	VINYL WINDOW	WHITE	PLYGEM OR EQ.
WD-1	BALCONY DOOR	WHITE	THERMA TRUS 58000 OR EQUAL
WP-1	WOOD POSTS, STAINED (SUPERDECK CEDAR TONE NATURAL STAIN - 2 COATS)	WESTERN CEDAR, SMOOTH	TBD



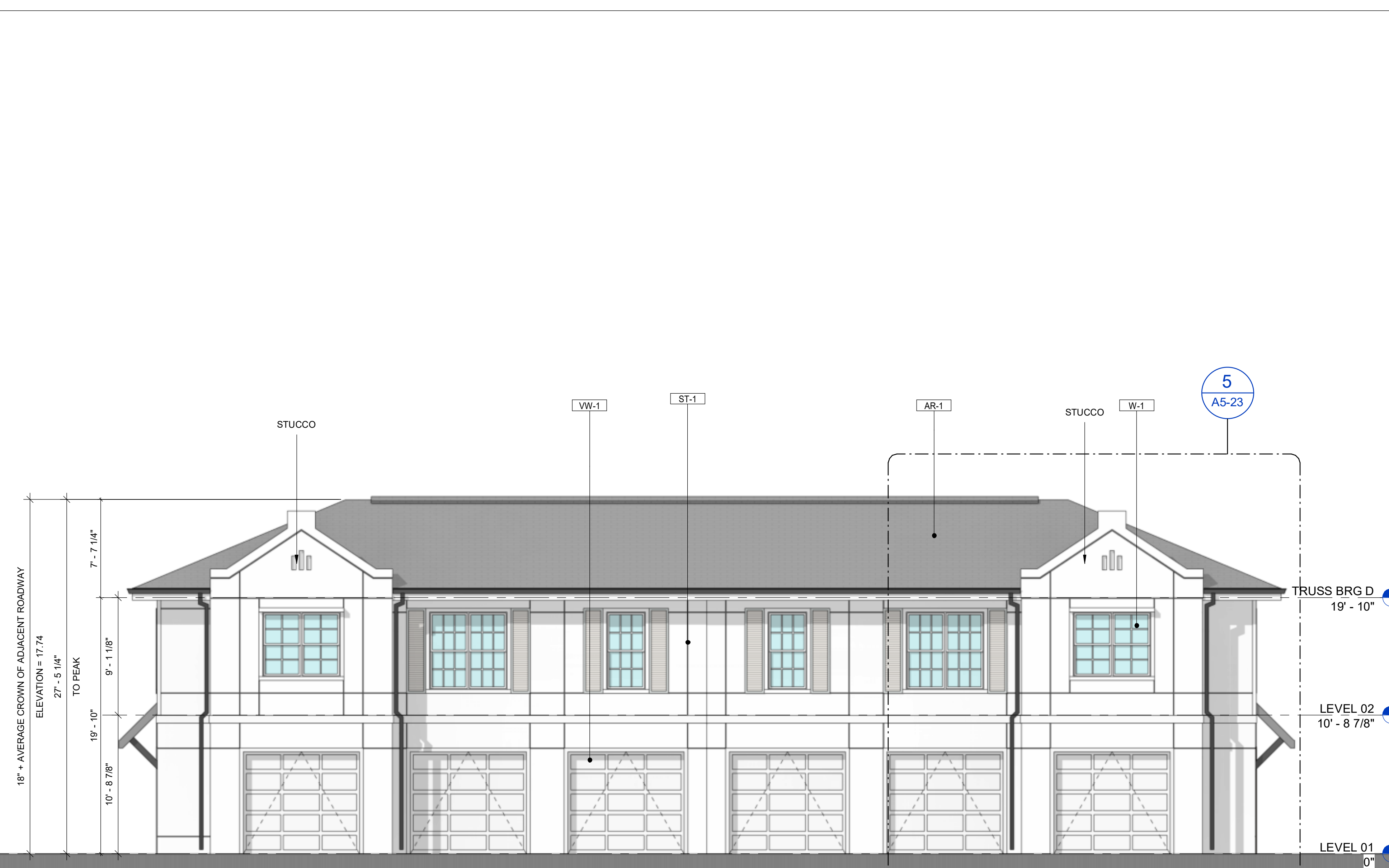
4 WEST ELEVATION
 SCALE: 3/16" = 1'-0"



2 NORTH ELEVATION
 SCALE: 3/16" = 1'-0"

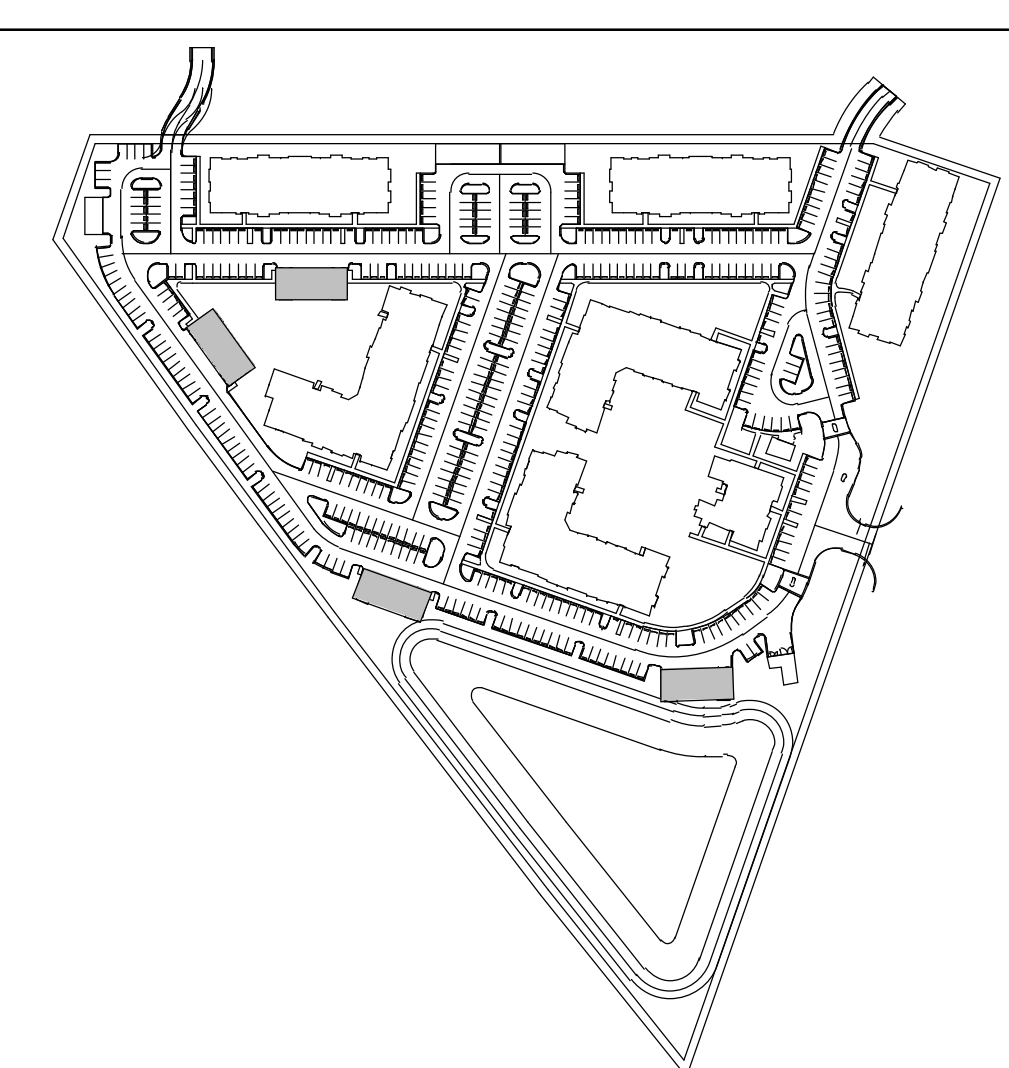


3 EAST ELEVATION
 SCALE: 3/16" = 1'-0"



1 SOUTH ELEVATION
 SCALE: 3/16" = 1'-0"

KEY PLAN



CONSULTANT:

SEAL:

2600 RUSTIC RD & 1700 RANCH RD
 VENICE, FL 34275

3715 NORTHSIDE PKWY
 SUITE 1-310
 ATLANTA, GA 30327

PROJECT NUMBER: SCP2021-03

RUSTIC ROAD



△ DRAWING RELEASE	DATE
SCHEMATIC DESIGN	12/17/2021
50% DESIGN DEV.	05/06/2022
100% DESIGN DEV.	06/03/2022

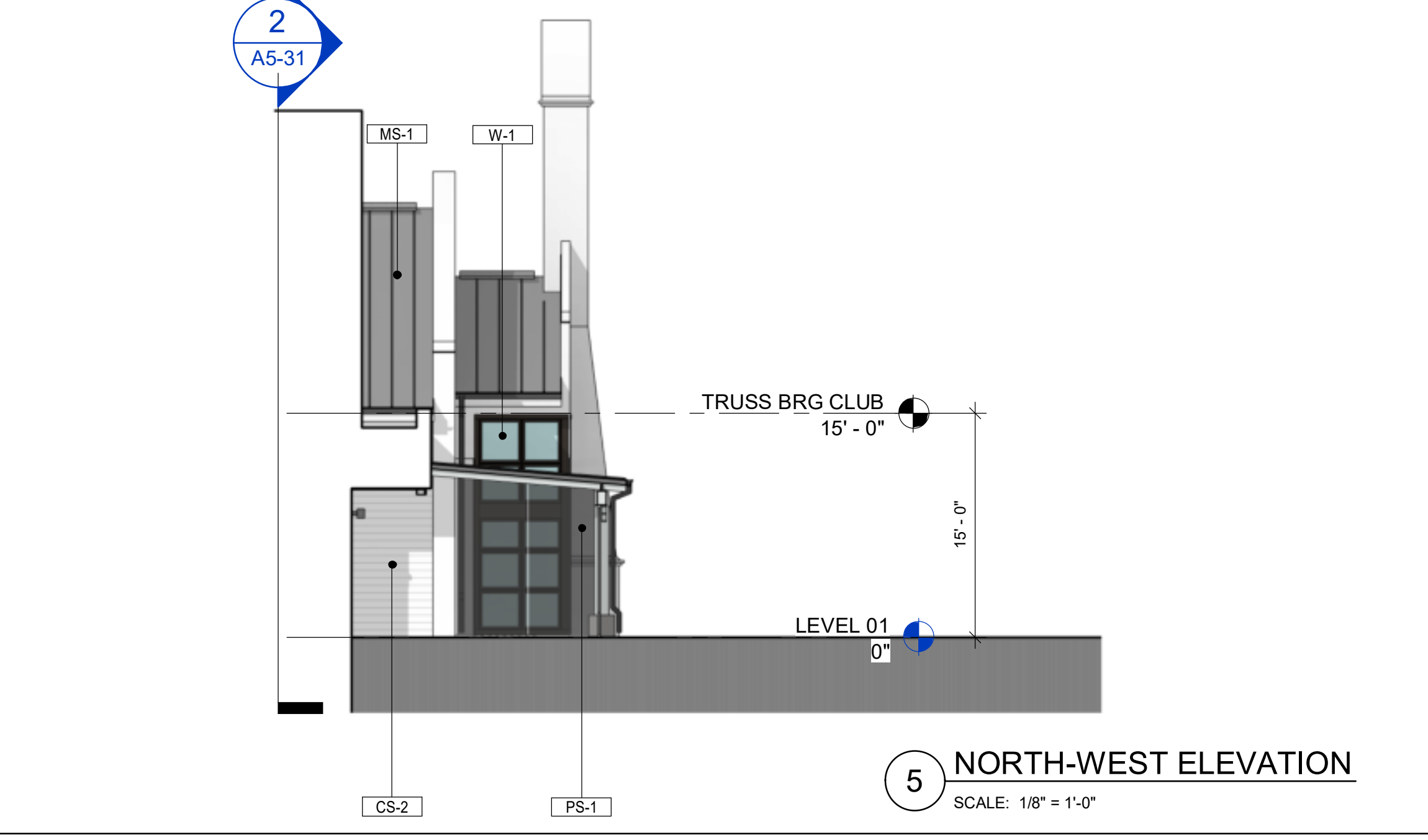
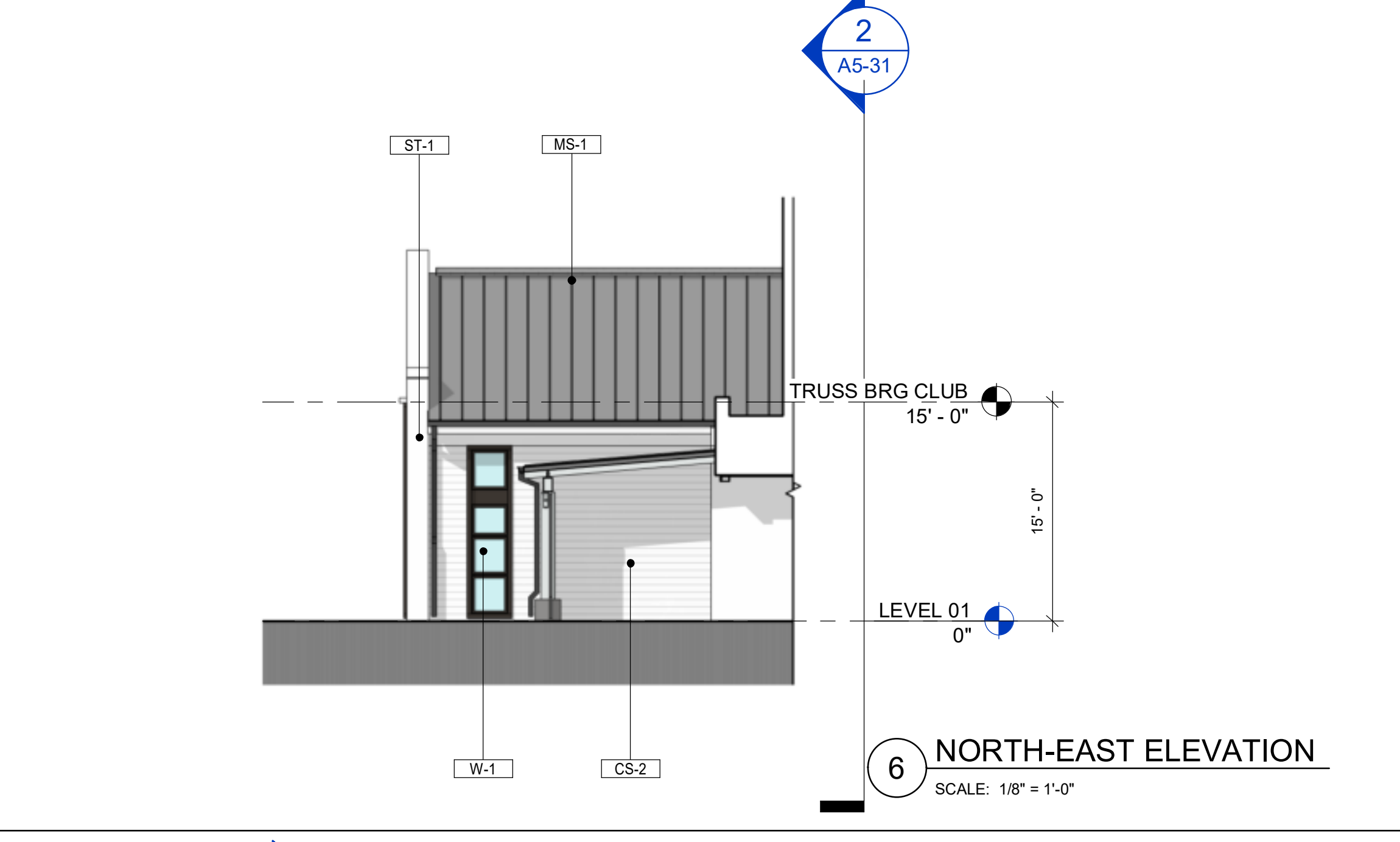
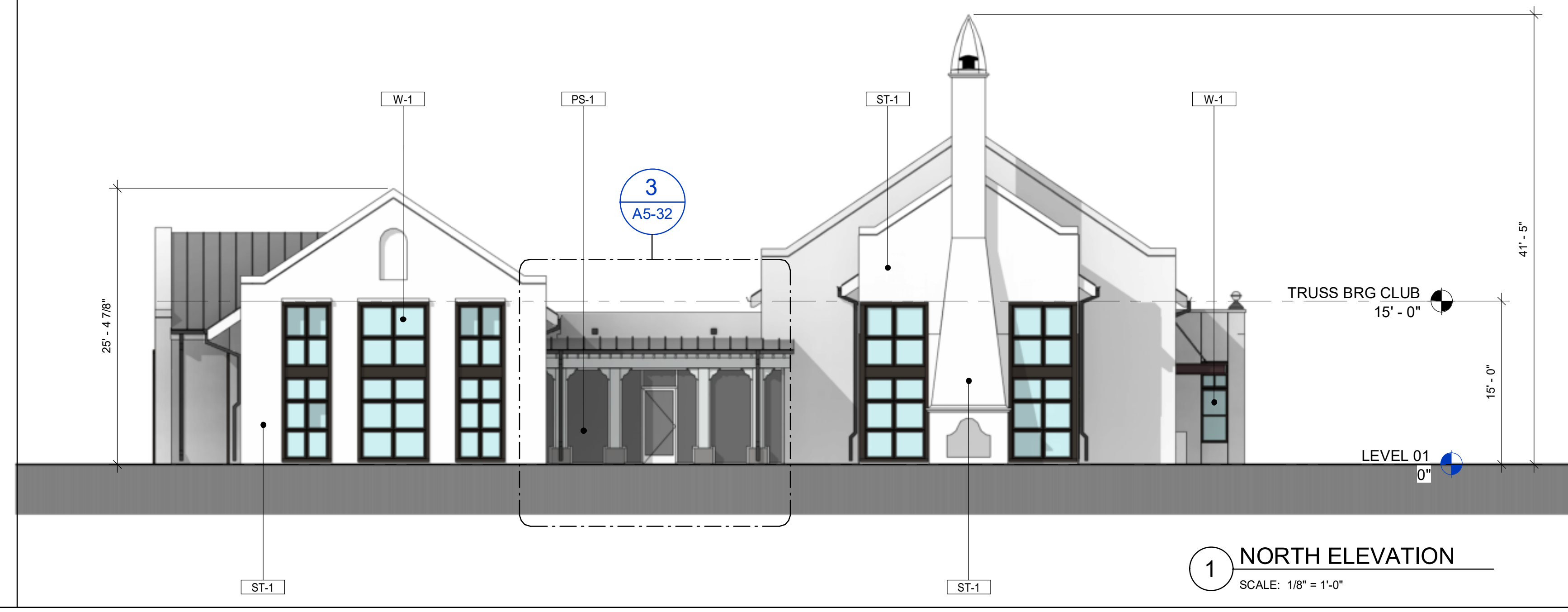
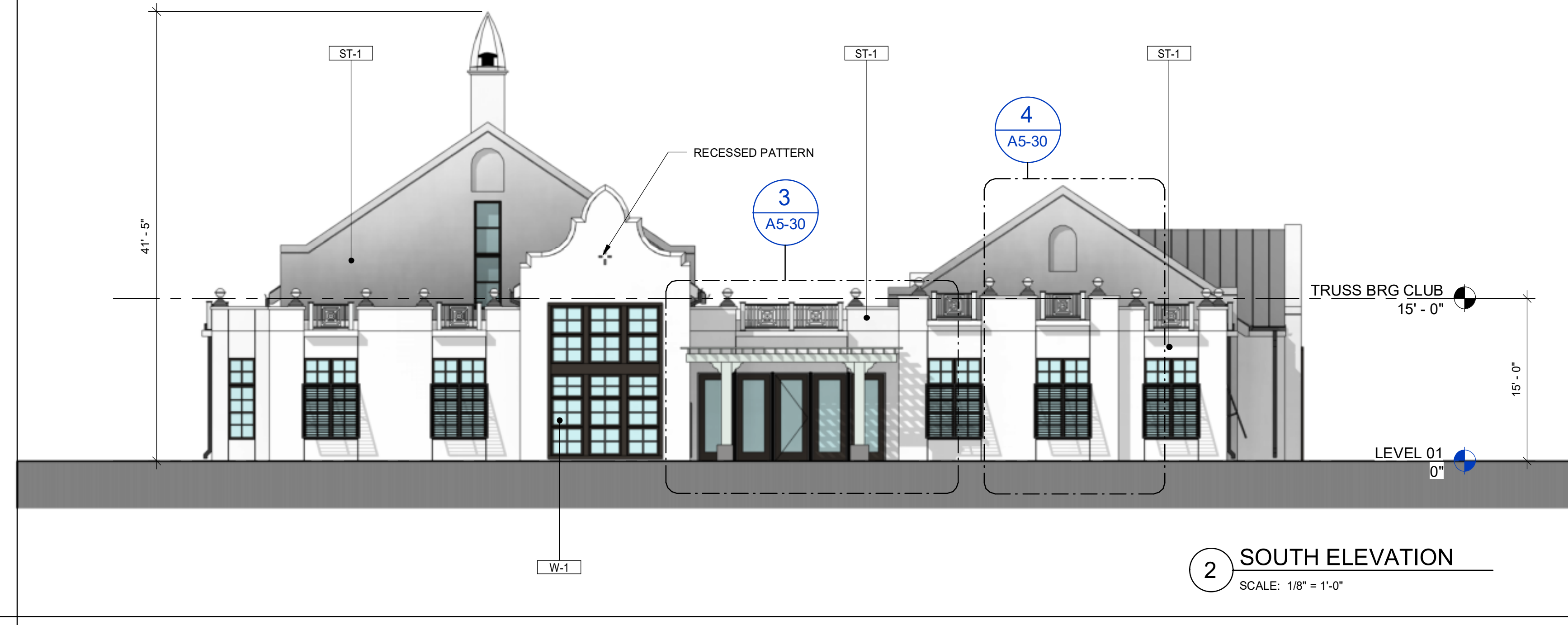
TITLE:

BUILDING D - ELEVATIONS

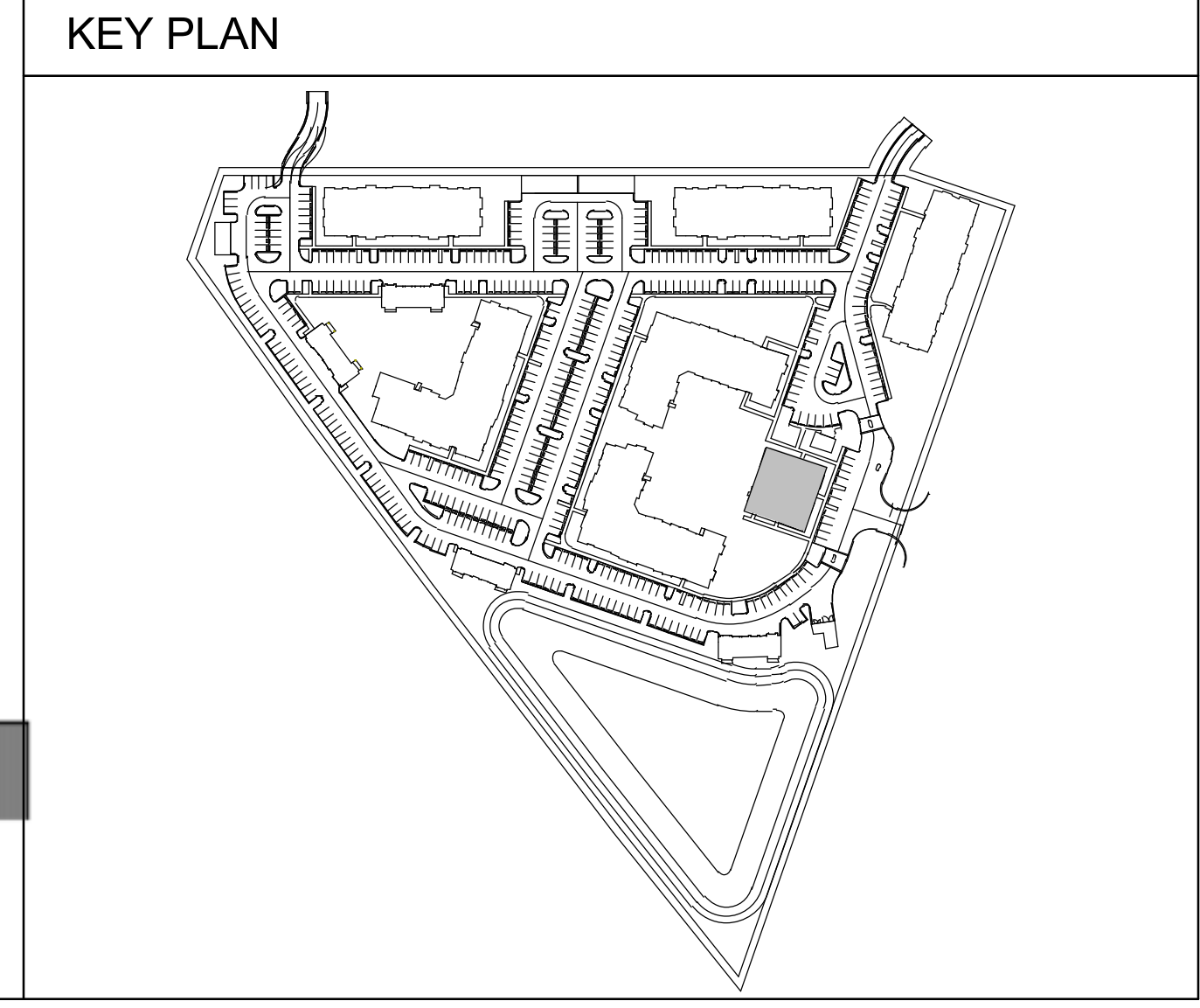
SHEET NUMBER:

A1-54

TAG	DESCRIPTION	COLOR	MANUFACTURER
AR-1	ASPHALT SHINGLE ROOF	CHARCOAL	TIMBERLINE HD OR EQUAL
CB-2	FIBER CEMENT PANEL W/ BOARD & BATTEN 1X2 BATTENS 1'-0" O.C.	WHITE	JAMES HARDIE OR EQUAL
CP-1	FIBER CEMENT PANEL	BLACK FOX	JAMES HARDIE OR EQUAL
DS-1	DOWNSPOUT & SCUPPER	MATCH ADJACENT	TBD
LT-1	WALL PACK LIGHT	TBD	TBD
MR-1	42" PICKET RAILING	DARK BRONZE OR EQUAL	TBD
MS-1	STANDING SEAM METAL ROOF		PAC-CLAD OR EQUAL
PS-1	PORCH SCREEN		TBD
SH-2	BAHAMA SHUTTER		TBD
ST-1	STUCCO - SMOOTH FINISH COAT		TBD
VT-1	TOILET / DRYER EXHAUST VENT	MATCH ADJACENT	TBD
W-1	VINYL WINDOW	WHITE	PLYGEM OR EQ.
WD-1	BALCONY DOOR	WHITE	THERMA TRUS 38000 OR EQUAL
WP-1	WOOD POSTS, STAINED (SUPERDECK CEDAR TONE NATURAL STAIN - 2 COATS)	WESTERN CEDAR, SMOOTH	TBD



CONSULTANT:	SEAL:
<p>2600 RUSTIC RD & 1700 RANCH RD VENICE, FL 34275</p> <p>3715 NORTHSIDE PKWY SUITE 1-310 ATLANTA, GA 30327</p>	<p>PROJECT NUMBER: SCP2021-03</p> <p>RUSTIC ROAD</p> <p>CLIENT: SOUTH CITY PARTNERS</p>



CONSULTANT:

SEAL:

2600 RUSTIC RD & 1700 RANCH RD
 VENICE, FL 34275

PROJECT NUMBER: SCP2021-03

RUSTIC ROAD



△ DRAWING RELEASE	DATE
SCHEMATIC DESIGN	12/17/2021
50% DESIGN DEV.	05/06/2022
100% DESIGN DEV.	06/03/2022

TITLE:

CLUBHOUSE - ELEVATIONS

SHEET NUMBER:

A1-64

CONSULTANT:

SEAL:

2600 RUSTIC RD & 1700 RANCH RD
 VENICE, FL 34275

PROJECT NUMBER: SCP2021-03

RUSTIC ROAD

3715 NORTHSIDE PKWY
 SUITE 1-310
 ATLANTA, GA 30327



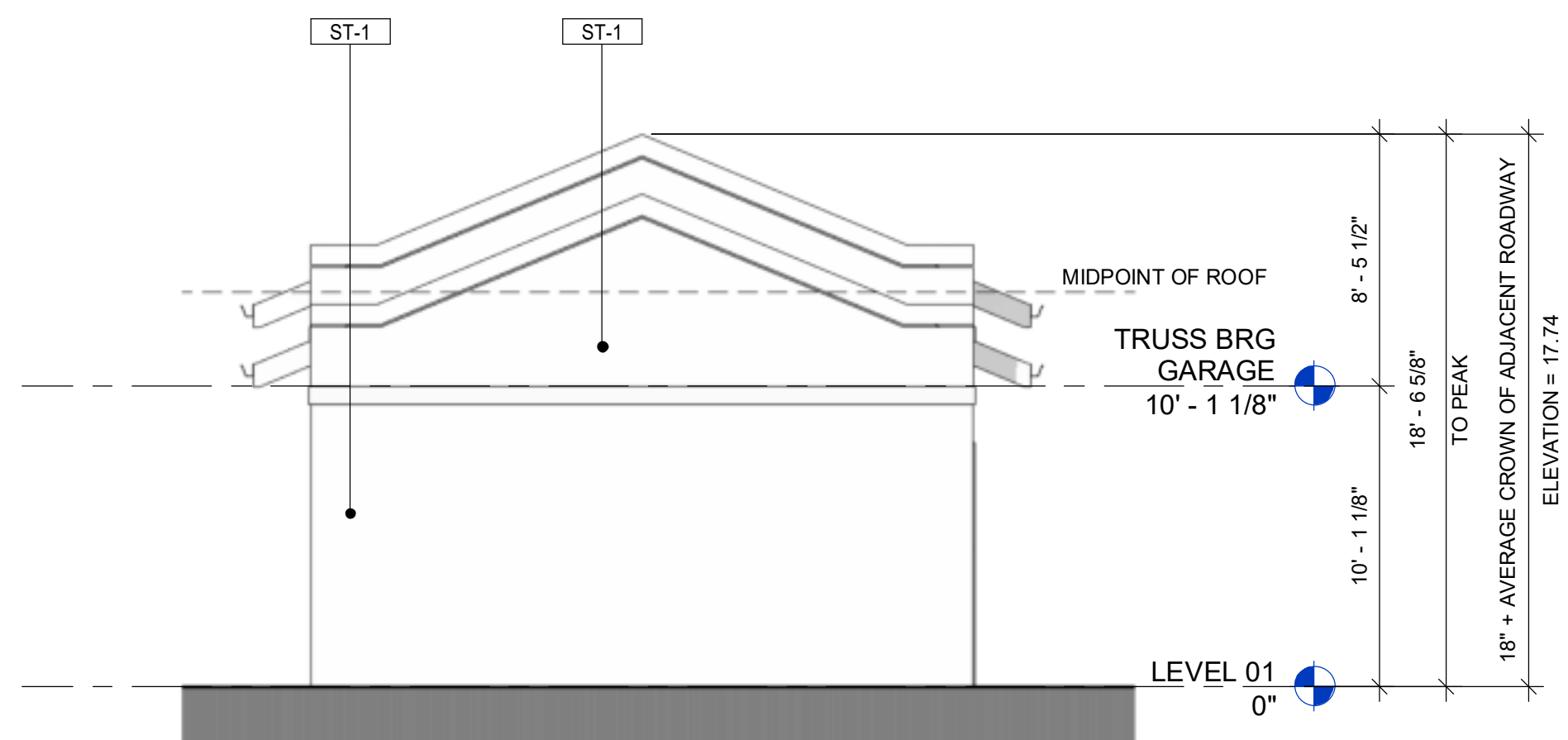
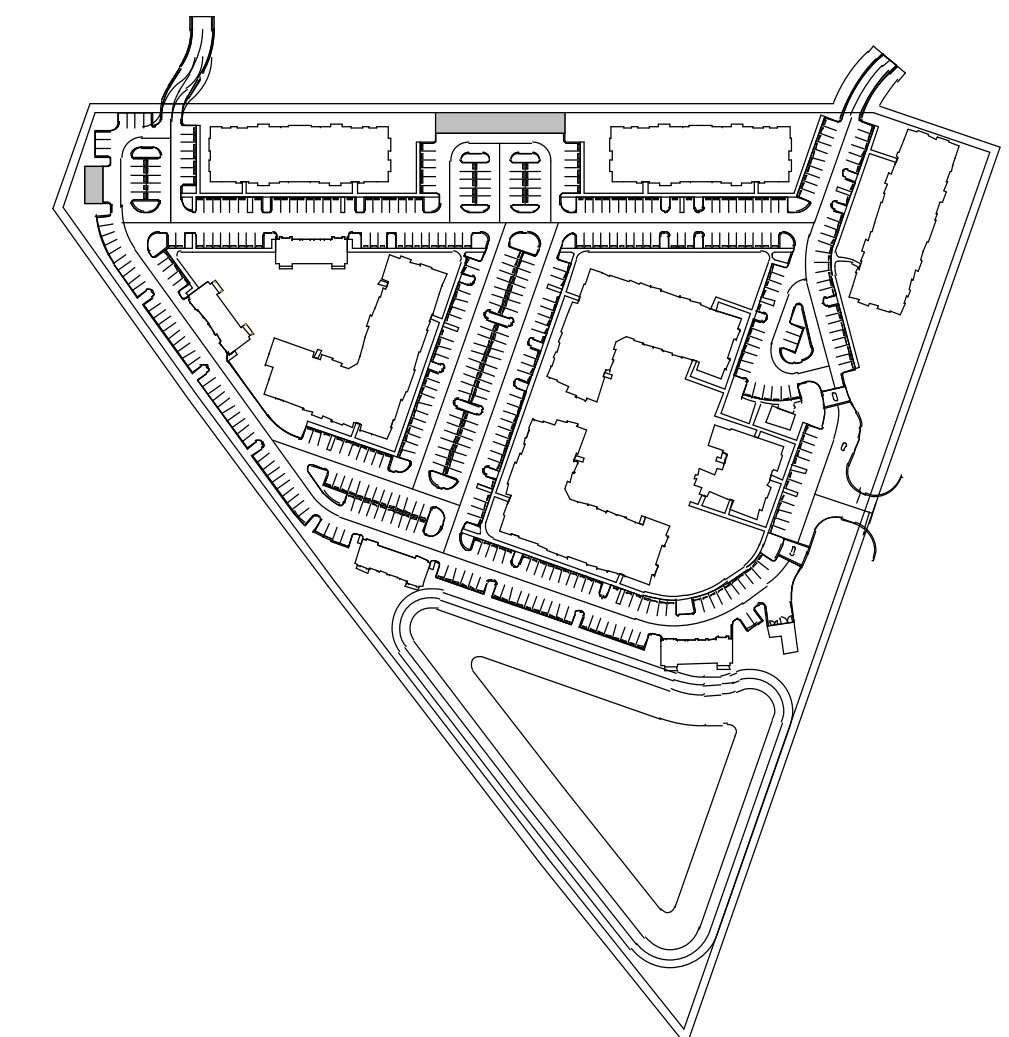
△	DRAWING RELEASE	DATE
	SCHEMATIC DESIGN	12/17/2021
	50% DESIGN DEV.	05/06/2022
	100% DESIGN DEV.	06/03/2022

TITLE:
GARAGE - ELEVATIONS

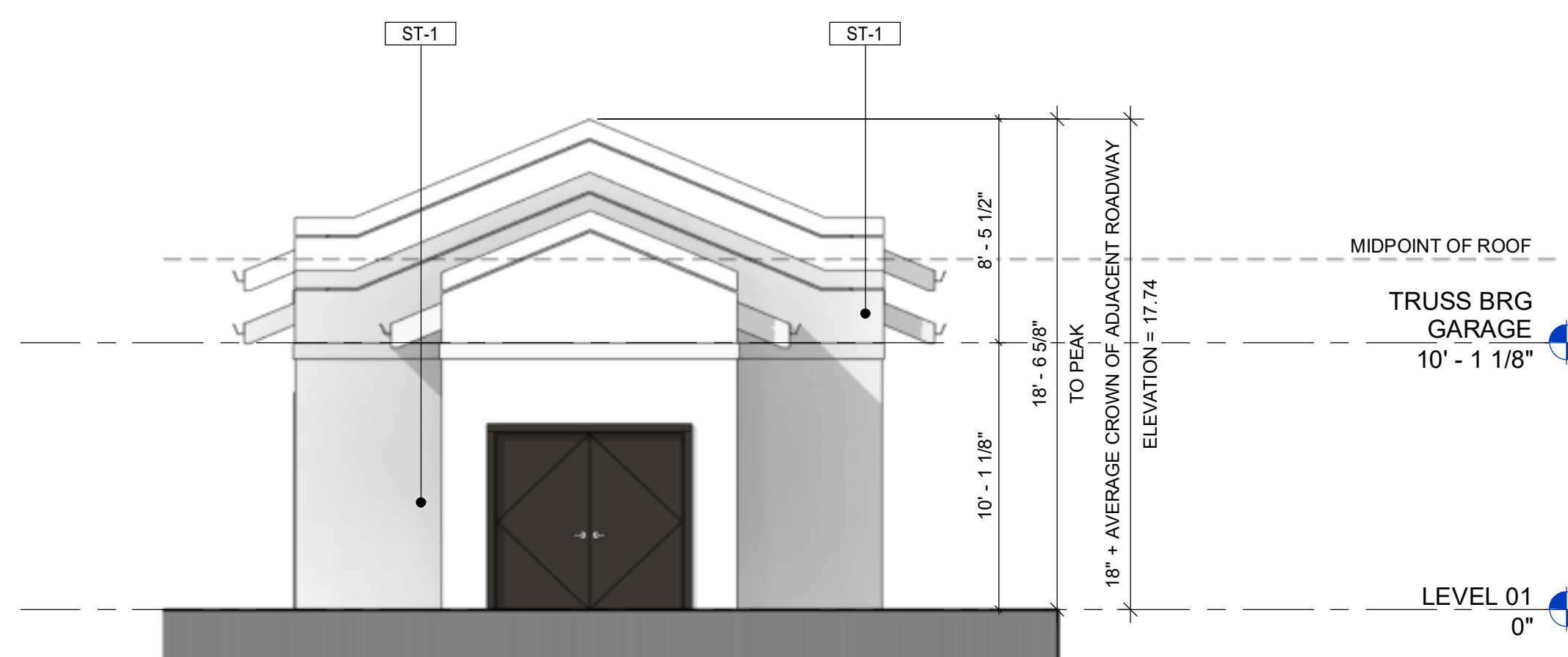
SHEET NUMBER:
A1-74

TAG	DESCRIPTION	COLOR	MANUFACTURER
AR-1	ASPHALT SHINGLE ROOF	CHARCOAL	TIMBERLINE HD OR EQUAL
CB-2	FIBER CEMENT PANEL W/ BOARD & BATTEN 1X2 BATTENS 1'-0" O.C.	WHITE	JAMES HARDIE OR EQUAL
CP-1	FIBER CEMENT PANEL	BLACK FOX	JAMES HARDIE OR EQUAL
DS-1	DOWNSPOUT & SCUPPER	MATCH ADJACENT	TBD
LT-1	WALL PACK LIGHT	TBD	TBD
MR-1	42" PICKET RAILING	DARK BRONZE OR EQUAL	TBD
MS-1	STANDING SEAM METAL ROOF		PAC-CLAD OR EQUAL
PS-1	PORCH SCREEN		TBD
SH-2	BAHAMA SHUTTER		TBD
ST-1	STUCCO - SMOOTH FINISH COAT		TBD
VT-1	TOILET / DRYER EXHAUST VENT	MATCH ADJACENT	TBD
W-1	VINYL WINDOW	WHITE	PLYGEM OR EQ.
WD-1	BALCONY DOOR	WHITE	THERMA TRUS 38000 OR EQUAL
WP-1	WOOD POSTS, STAINED (SUPERDECK CEDAR TONE NATURAL STAIN - 2 COATS)	WESTERN CEDAR, SMOOTH	TBD

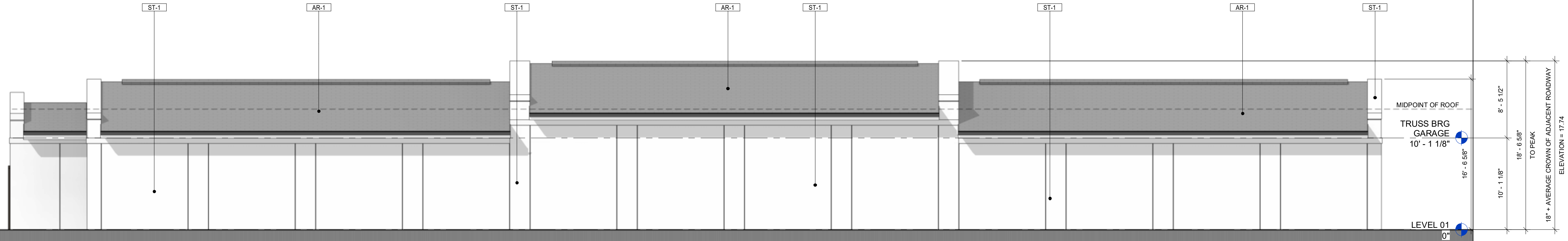
KEY PLAN



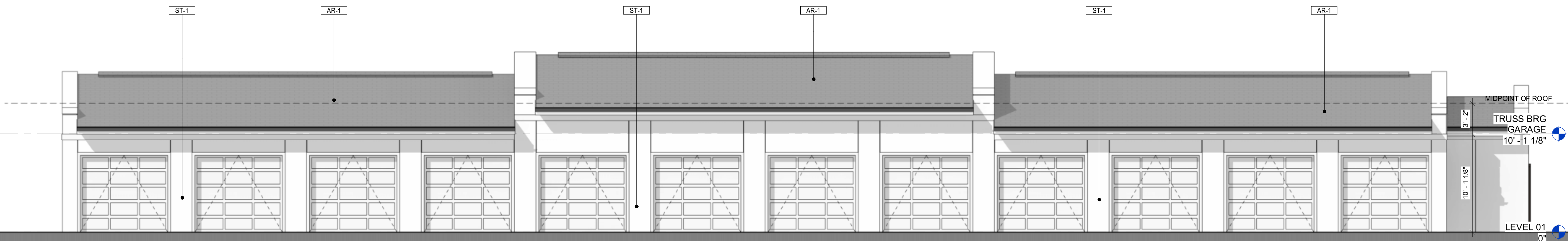
4 GARAGE - WEST ELEV
 SCALE: 3/16" = 1'-0"



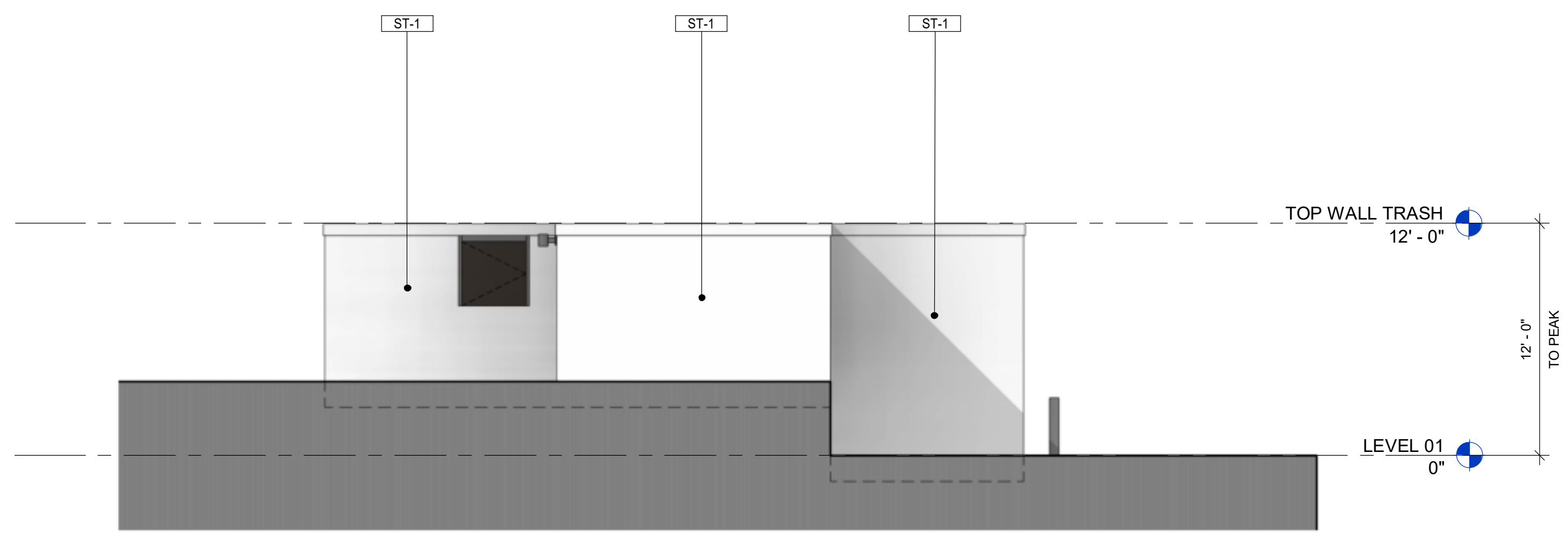
3 GARAGE - EAST ELEV
 SCALE: 3/16" = 1'-0"



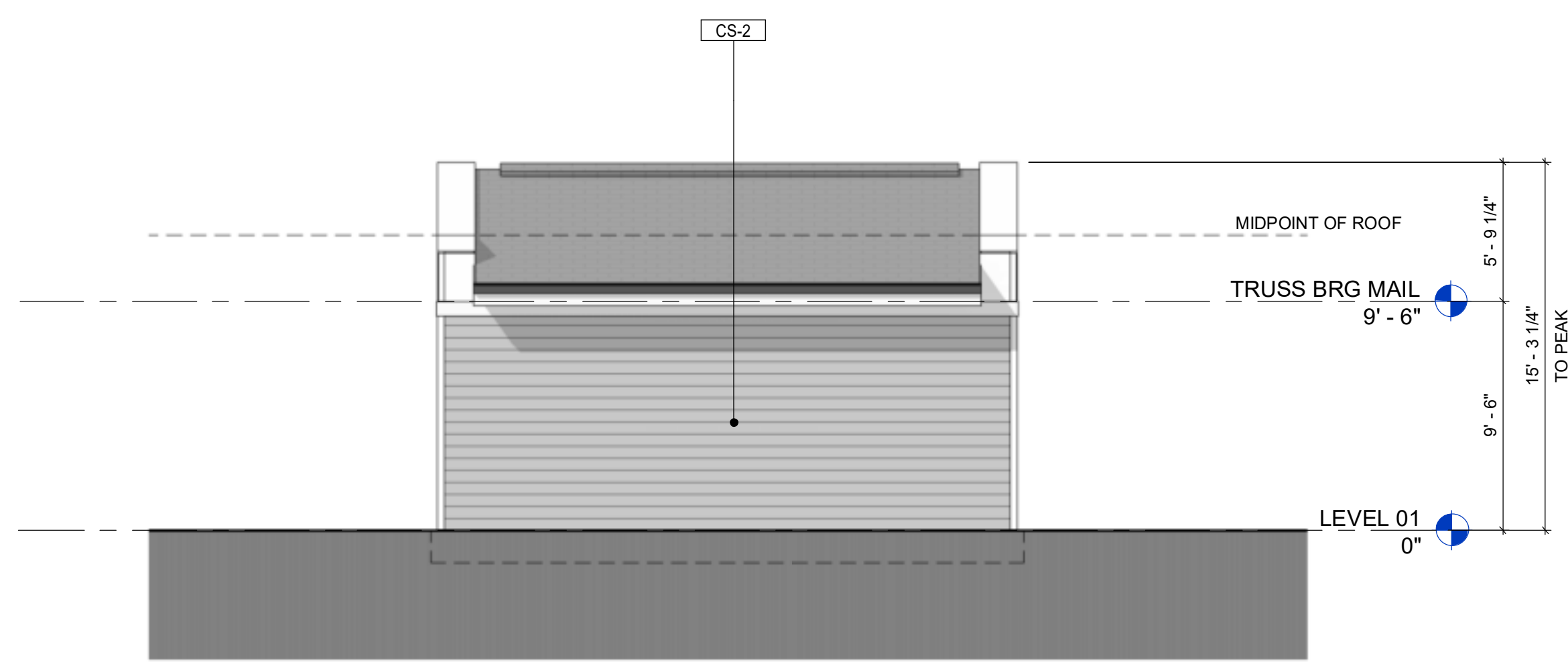
2 GARAGE - NORTH ELEV
 SCALE: 3/16" = 1'-0"



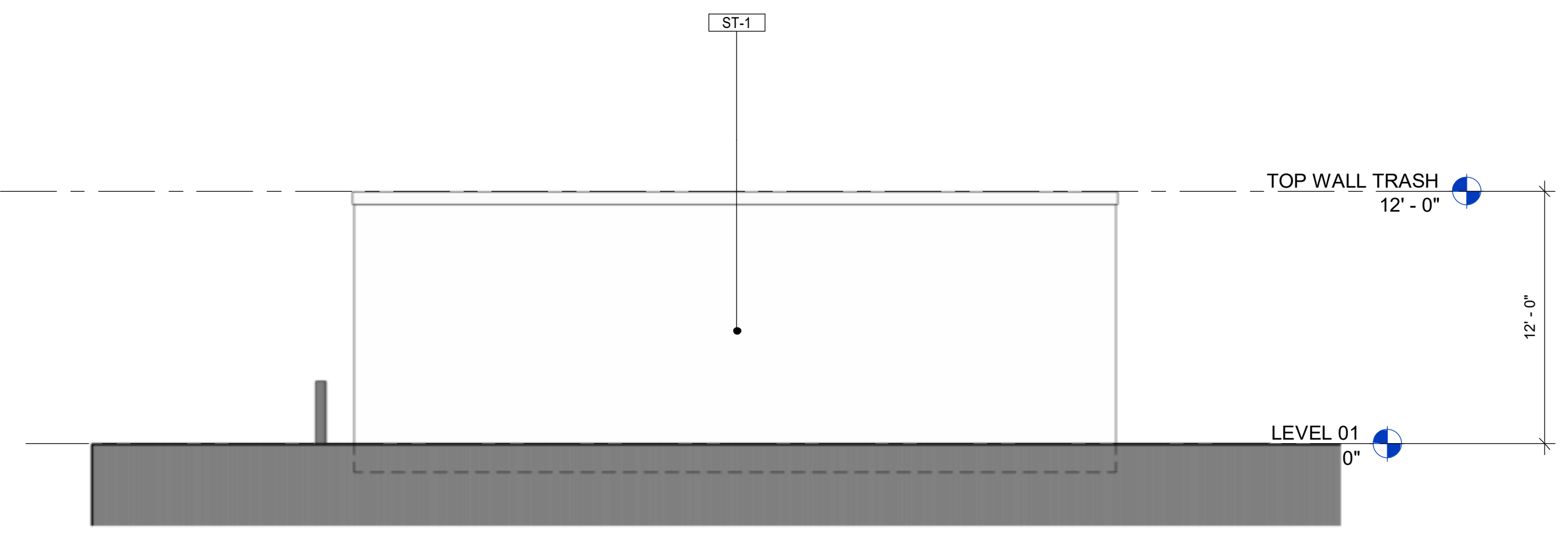
1 GARAGE - SOUTH ELEV
 SCALE: 3/16" = 1'-0"



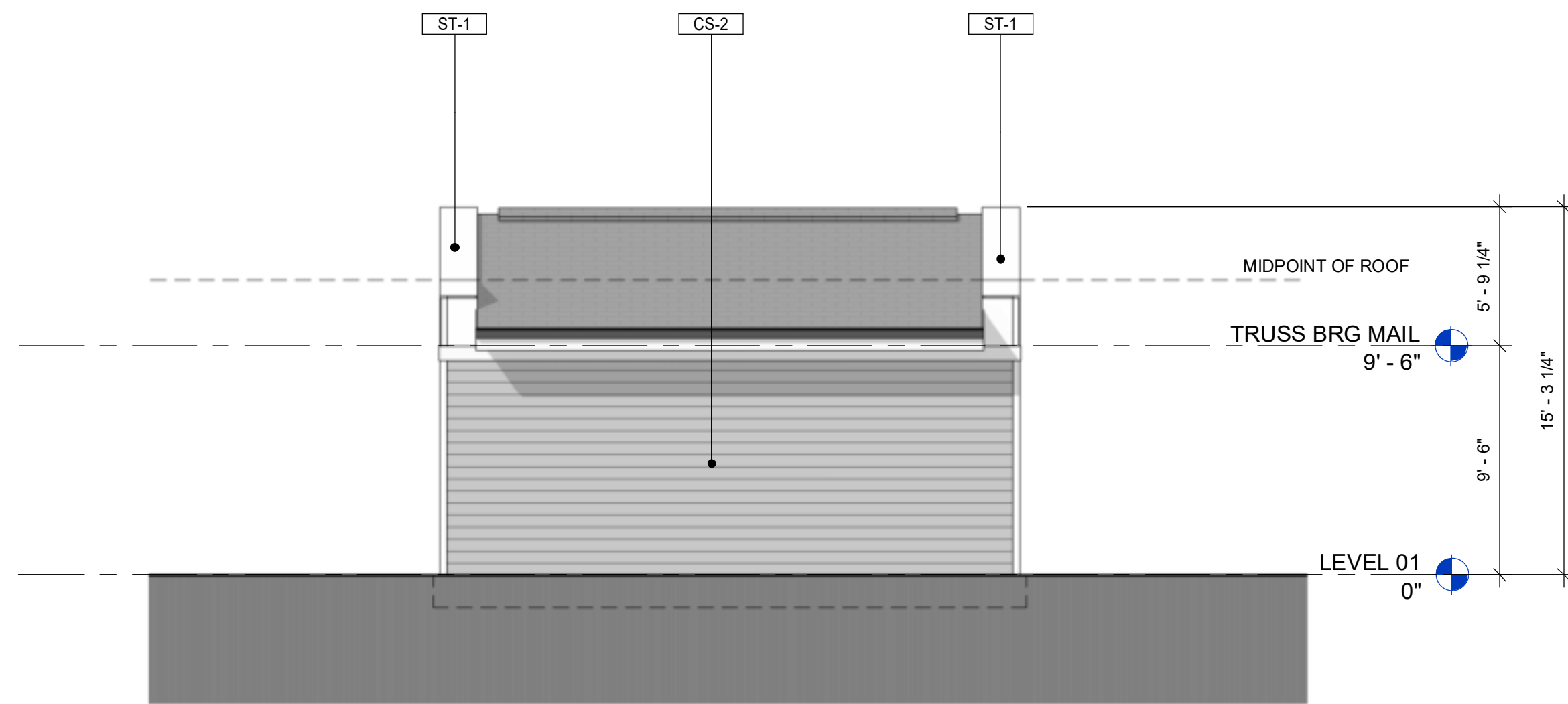
8 TRASH ENCLOSURE - WEST ELEVATION
SCALE: 3/16" = 1'-0"



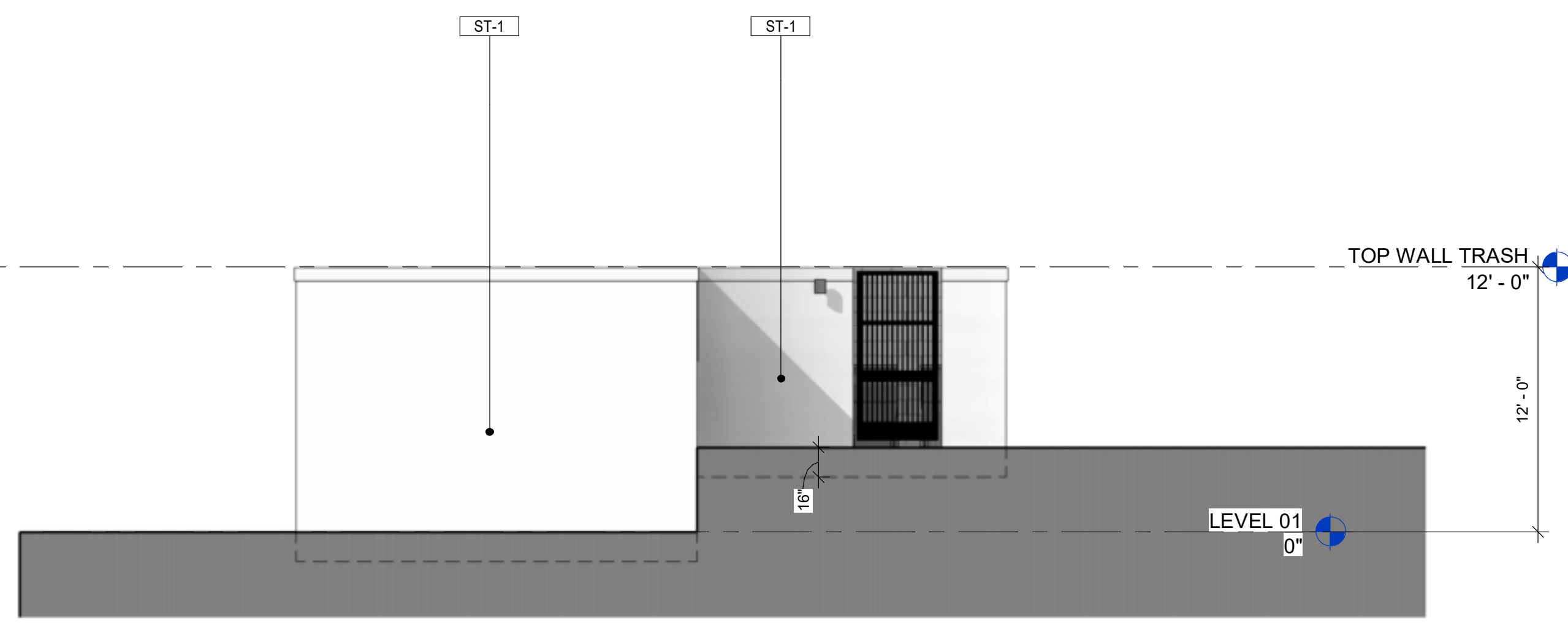
4 MAIL KIOSK - WEST ELEVATION
SCALE: 3/16" = 1'-0"



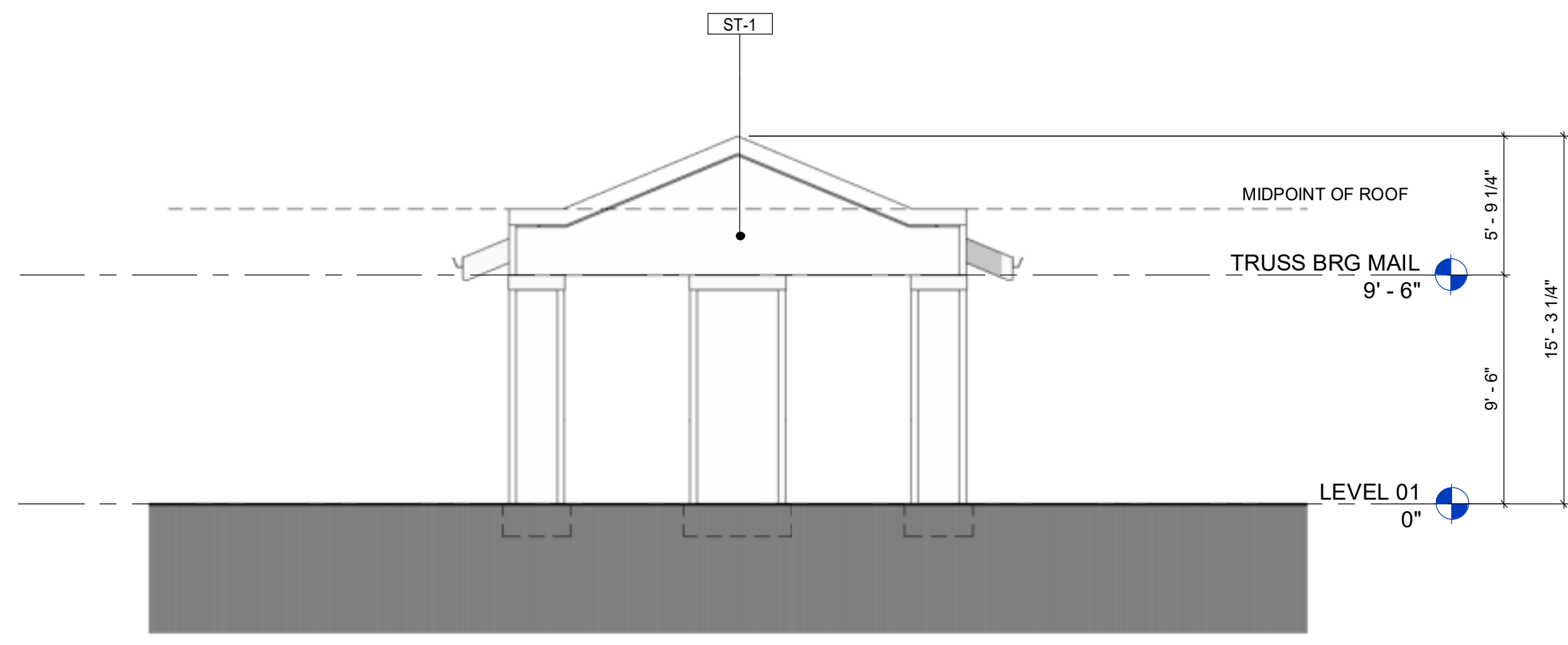
7 TRASH ENCLOSURE - EAST ELEVATION
SCALE: 3/16" = 1'-0"



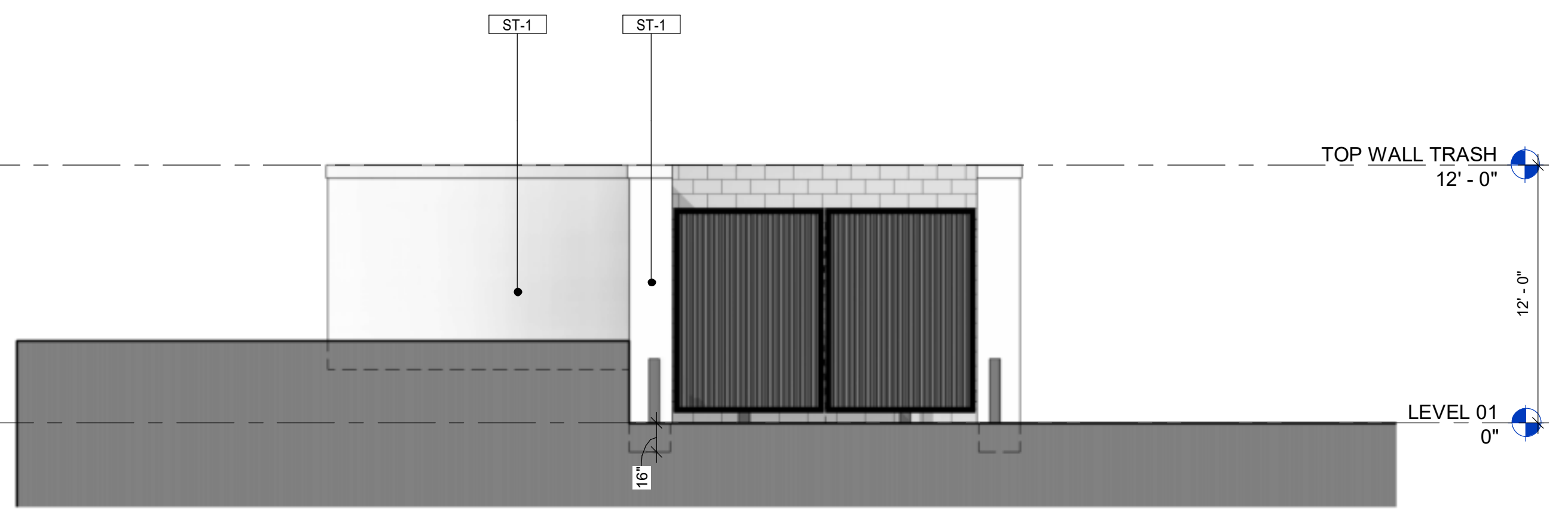
3 MAIL KIOSK - EAST ELEVATION
SCALE: 3/16" = 1'-0"



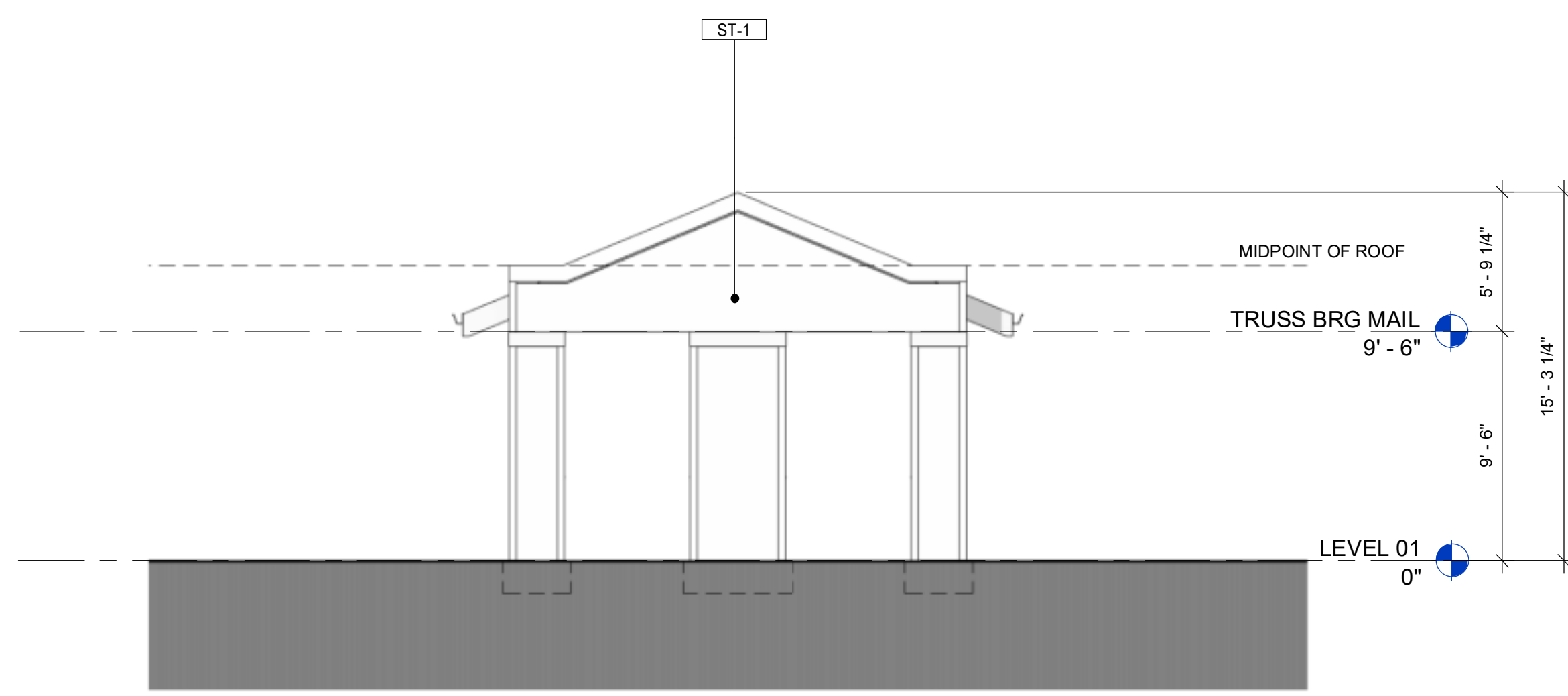
6 TRASH ENCLOSURE - NORTH ELEVATION
SCALE: 3/16" = 1'-0"



2 MAIL KIOSK - NORTH ELEVATION
SCALE: 3/16" = 1'-0"



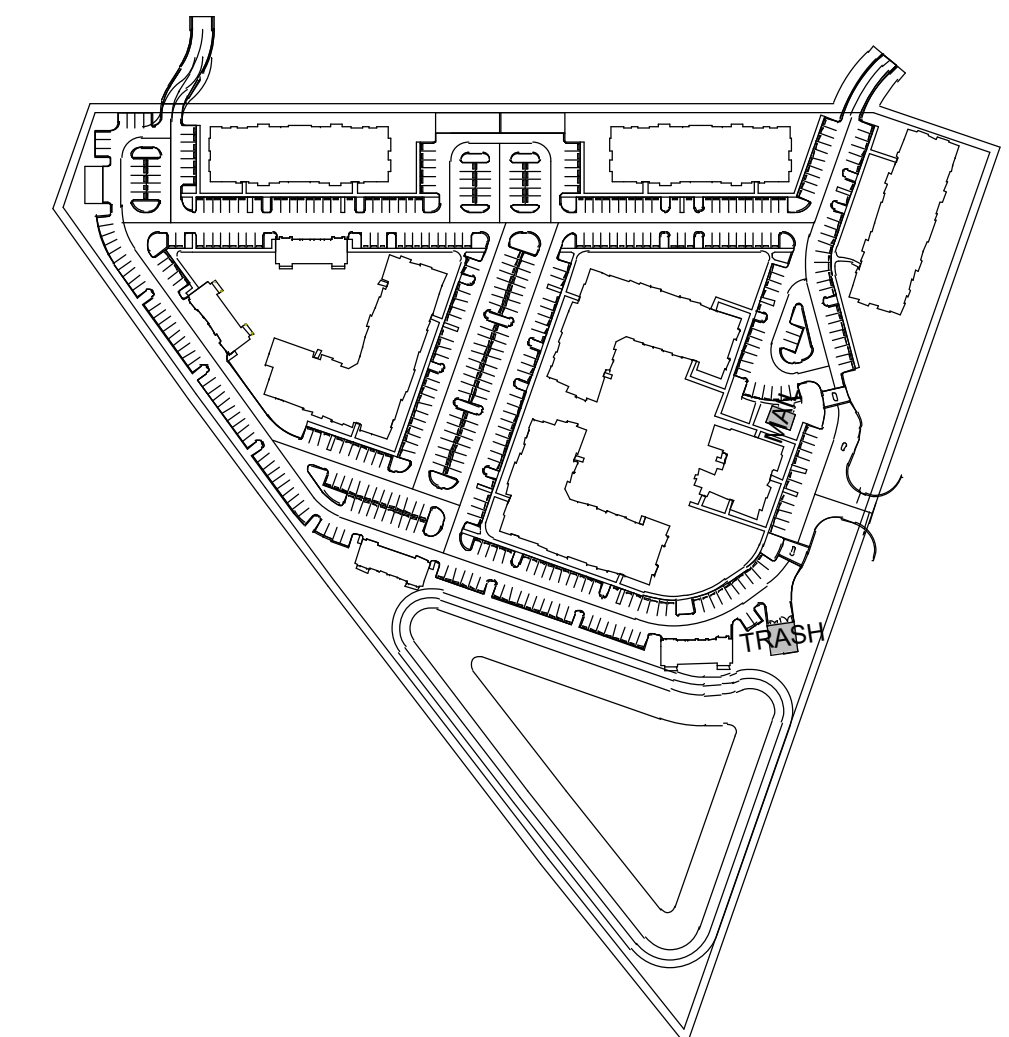
5 TRASH ENCLOSURE - SOUTH ELEVATION
SCALE: 3/16" = 1'-0"



1 MAIL KIOSK - SOUTH ELEVATION
SCALE: 3/16" = 1'-0"

LEGEND			
TAG	DESCRIPTION	COLOR	MANUFACTURER
AR-1	ASPHALT SHINGLE ROOF	CHARCOAL	TIMBERLINE HD OR EQUAL
CB-2	FIBER CEMENT PANEL W/ BOARD & BATTEN 1X2 BATTENS 1'-0" O.C.	WHITE	JAMES HARDIE OR EQUAL
CP-1	FIBER CEMENT PANEL	BLACK FOX	JAMES HARDIE OR EQUAL
DS-1	DOWNSPOUT & SCUPPER	MATCH ADJACENT	TBD
LT-1	WALL PACK LIGHT	TBD	TBD
MR-1	42" PICKET RAILING	DARK BRONZE OR EQUAL	TBD
MS-1	STANDING SEAM METAL ROOF		PAC-CLAD OR EQUAL
PS-1	PORCH SCREEN		TBD
SH-2	BAHAMA SHUTTER		TBD
ST-1	STUCCO - SMOOTH FINISH COAT		TBD
VT-1	TOILET / DRYER EXHAUST VENT	MATCH ADJACENT	TBD
W-1	VINYL WINDOW	WHITE	PLYGEM OR EQ.
WD-1	BALCONY DOOR	WHITE	THERMA TRUS 38000 OR EQUAL
WP-1	WOOD POSTS, STAINED (SUPERDECK CEDAR TONE NATURAL STAIN - 2 COATS)	WESTERN CEDAR, SMOOTH	TBD

KEY PLAN



CONSULTANT:

SEAL:

2600 RUSTIC RD & 1700 RANCH RD
VENICE, FL 34275

PROJECT NUMBER: SCP2021-03

RUSTIC ROAD

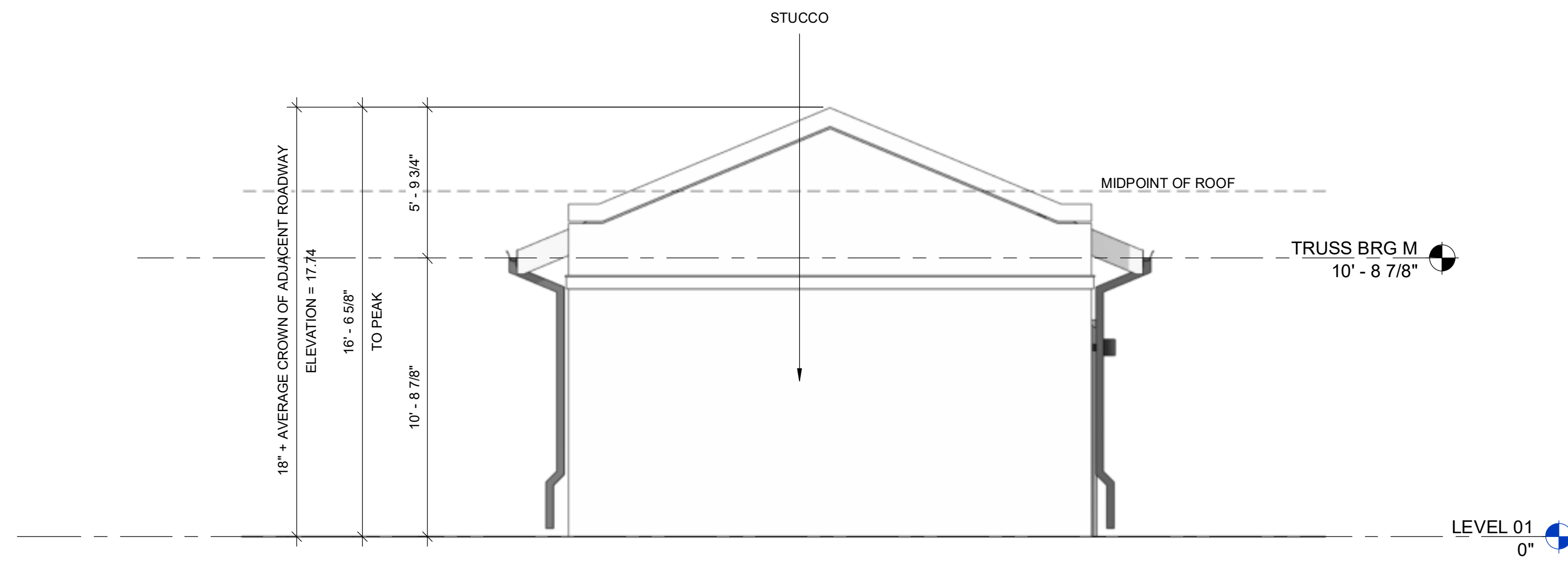
3715 NORTHSIDE PKWY
SUITE 1-310
ATLANTA, GA 30327



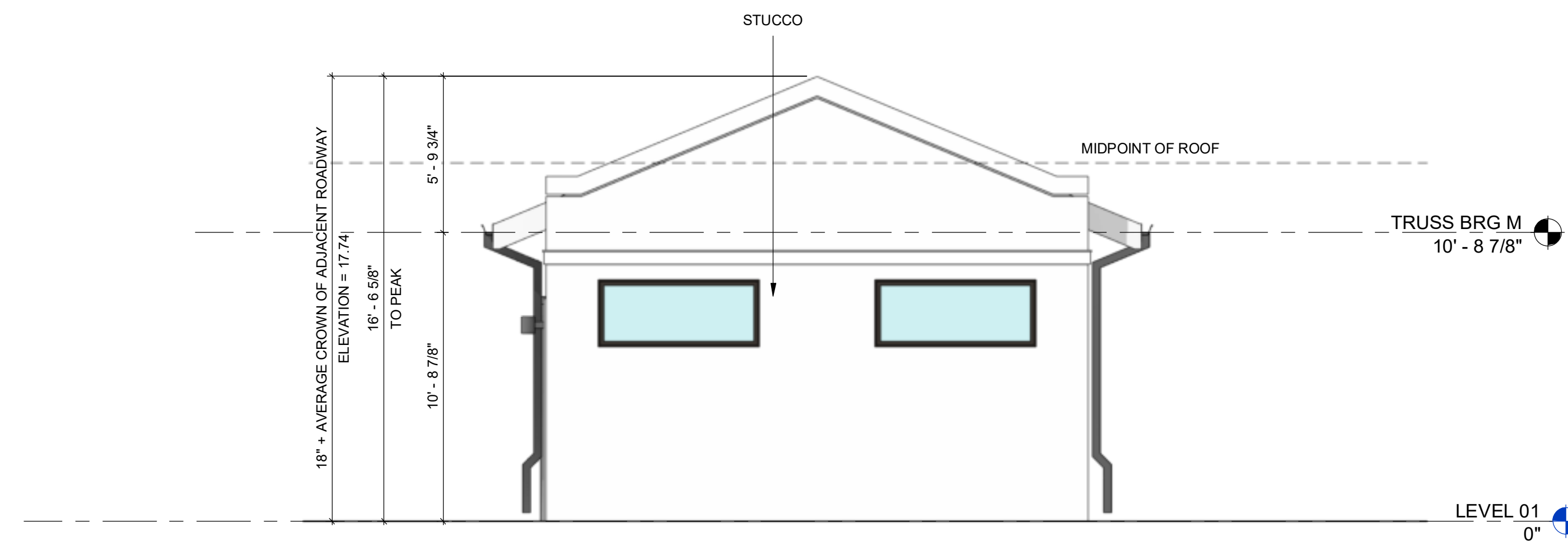
△	DRAWING RELEASE	DATE
	SCHEMATIC DESIGN	12/17/2021
	50% DESIGN DEV.	05/06/2022
	100% DESIGN DEV.	06/03/2022

TITLE:
**ANCILLARY
BLDG'S -
ELEVATIONS**

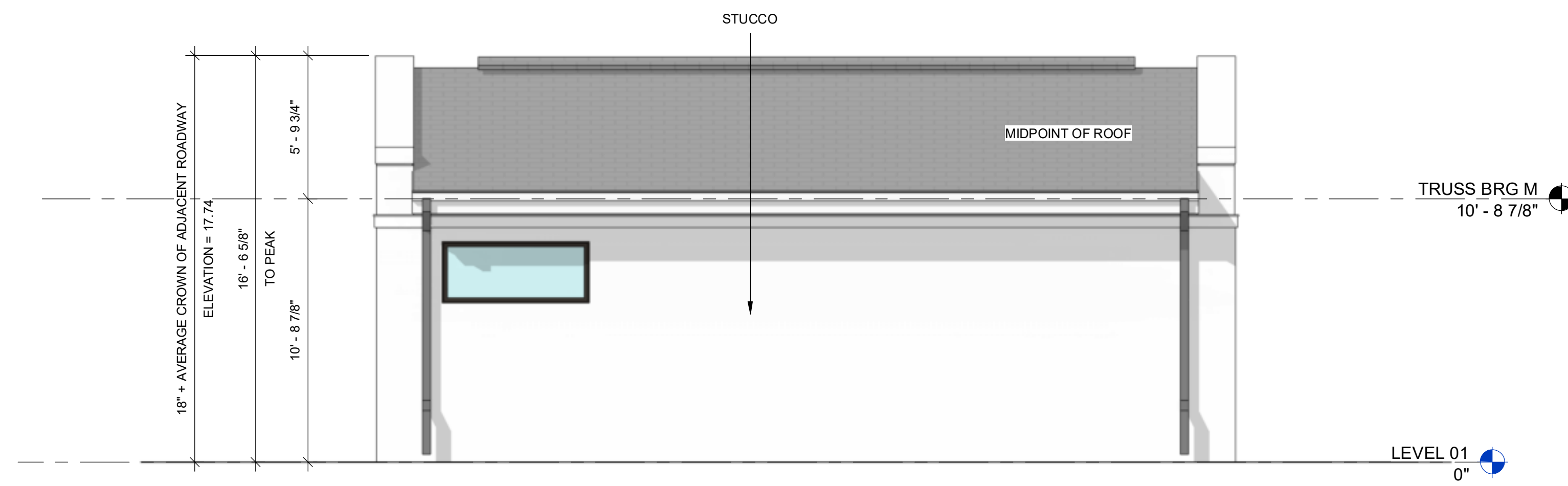
SHEET NUMBER:
A1-84A



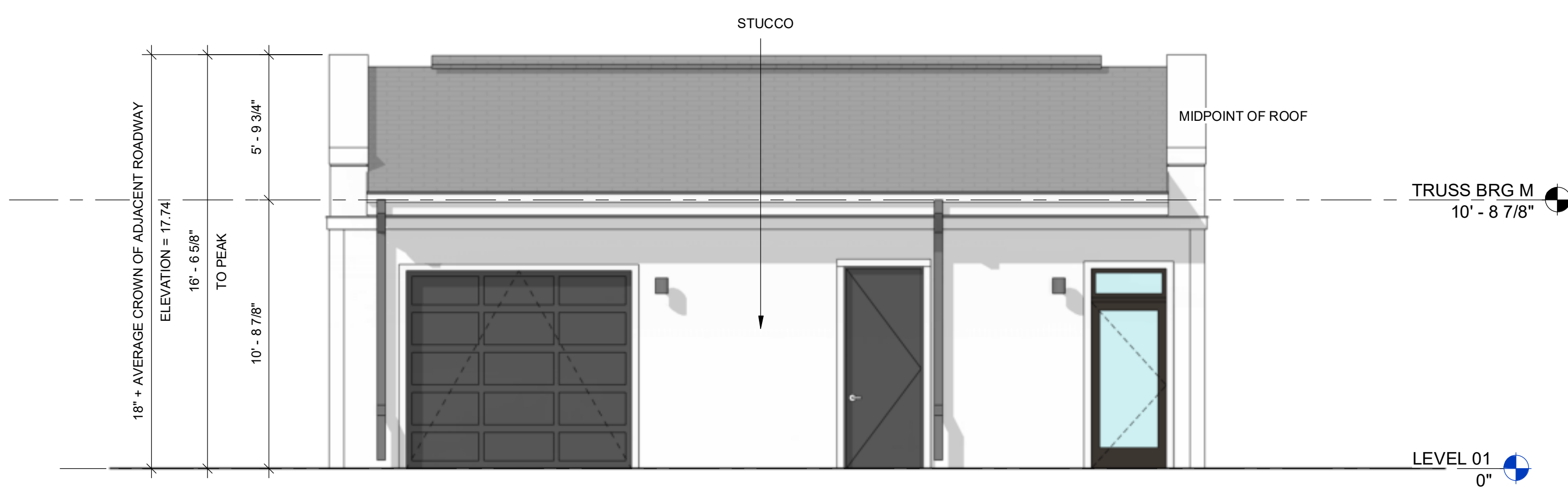
4 MAINTENANCE - WEST ELEVATION
SCALE: 1/4" = 1'-0"



3 MAINTENANCE - EAST ELEVATION
SCALE: 1/4" = 1'-0"



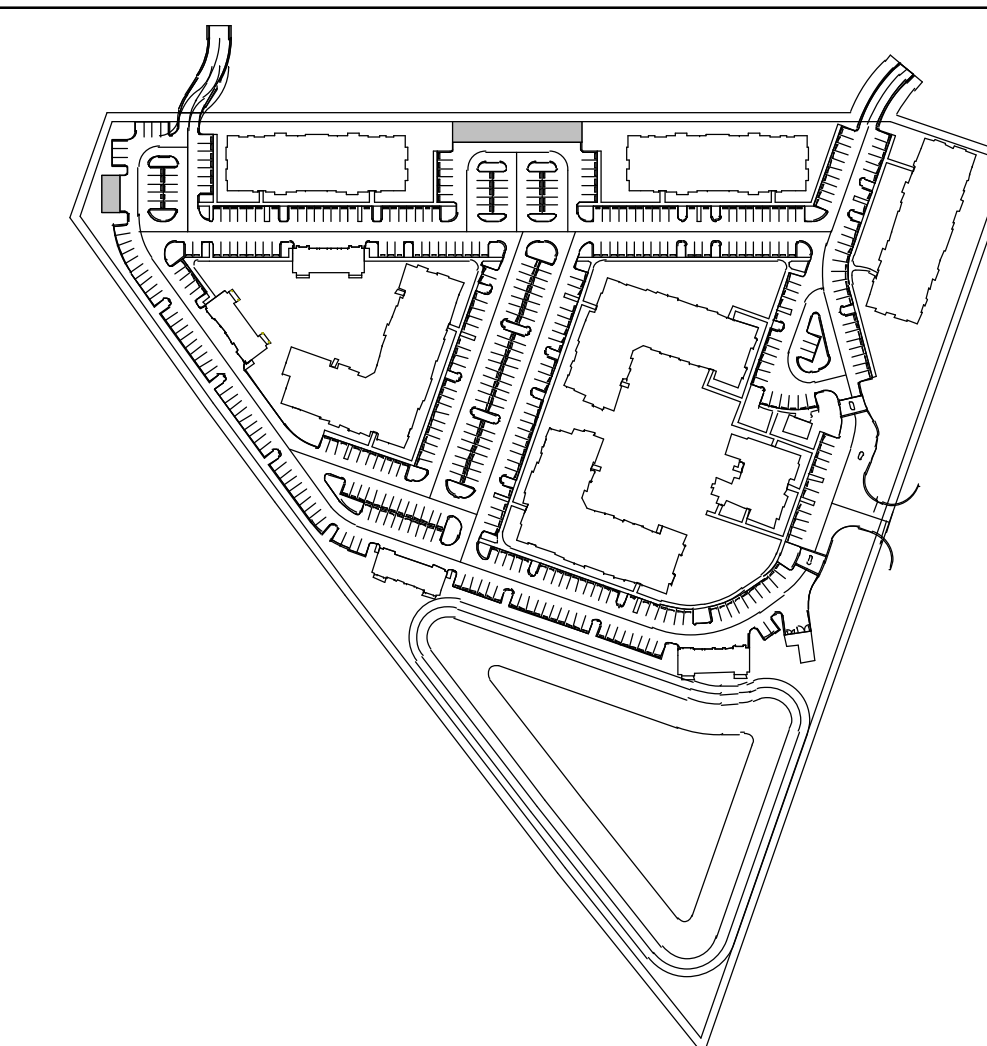
2 MAINTENANCE - NORTH ELEVATION
SCALE: 1/4" = 1'-0"



1 MAINTENANCE - SOUTH ELEVATION
SCALE: 1/4" = 1'-0"

TAG	DESCRIPTION	COLOR	MANUFACTURER
AR-1	ASPHALT SHINGLE ROOF	CHARCOAL	TIMBERLINE HD OR EQUAL
CB-2	FIBER CEMENT PANEL W/ BOARD & BATTEN 1X2 BATTENS 1'-0" O.C.	WHITE	JAMES HARDIE OR EQUAL
CP-1	FIBER CEMENT PANEL	BLACK FOX	JAMES HARDIE OR EQUAL
DS-1	DOWNSPOUT & SCUPPER	MATCH ADJACENT	TBD
LT-1	WALL PACK LIGHT	TBD	TBD
MR-1	42" PICKET RAILING	DARK BRONZE OR EQUAL	TBD
MS-1	STANDING SEAM METAL ROOF		PAC-CLAD OR EQUAL
PS-1	PORCH SCREEN		TBD
SH-2	BAHAMA SHUTTER		TBD
ST-1	STUCCO - SMOOTH FINISH COAT		TBD
VT-1	TOILET / DRYER EXHAUST VENT	MATCH ADJACENT	TBD
W-1	VINYL WINDOW	WHITE	PLYGEM OR EQ.
WD-1	BALCONY DOOR	WHITE	THERMA TRUS 88000 OR EQUAL
WP-1	WOOD POSTS, STAINED (SUPERDECK CEDAR TONE NATURAL STAIN - 2 COATS)	WESTERN CEDAR, SMOOTH	TBD

KEY PLAN



CONSULTANT:

SEAL:

2600 RUSTIC RD & 1700 RANCH RD
VENICE, FL 34275

PROJECT NUMBER: SCP2021-03

RUSTIC ROAD



3715 NORTHSIDE PKWY
SUITE 1-310
ATLANTA, GA 30327

△	DRAWING RELEASE	DATE
	SCHEMATIC DESIGN	12/17/2021
	50% DESIGN DEV.	05/06/2022
	100% DESIGN DEV.	06/03/2022

TITLE:

ANCILLARY BLDG
- ELEVATIONS

SHEET NUMBER:

A1-84B