



## CHANGE ORDER

Financial ID #435092-1-58-01

<b>CONTRACT:</b>	<u>Downtown Corridor Roadway Improvements</u>	<b>CHANGE ORDER NO:</b>	<u>2</u>
<b>CONTRACTOR:</b>	<u>Quality Enterprises USA, Inc.</u>	<b>BID NO:</b>	<u>3084-18</u>
	<u>3494 Shearwater Street</u>	<b>PROJECT NO:</b>	<u>GO17R3</u>
	<u>Naples, FL 34117-8414</u>	<b>CONTRACT DATE:</b>	<u>05/08/2018</u>

<input type="checkbox"/> TIME CHANGE	<input checked="" type="checkbox"/> EXTRA WORK	<input type="checkbox"/> CREDIT	<input type="checkbox"/> OTHER
--------------------------------------	--	---------------------------------	--------------------------------

The CONTRACTOR is hereby authorized and directed to make the following changes and modifications to the aforesaid Contract in accordance with all requirements applicable thereto.

### DESCRIPTION OF CHANGE:

Install conduit installation for future video camera install by others.

		<b><u>COST IMPACT</u></b>	<b><u>DAYS</u></b>
630-2-11 Conduit, F&I, Open Trench	2,056 LF @ \$7.00 LF = \$14,392	\$27,452.00	0
630-2-11 Conduit, F&I, w-conductor	286 LF @ \$6.50 LF = \$2,860		
630-2-11 Pull & Junction Box, 13x24x12 ,	8 EA @ \$650 EA = \$5,200		
635-2-11 Pull & Junction Box, 24x24x24 ,	4 EA @ \$650 EA = \$5,000		

QE 5% allowable mark-up @ 5%

	<u>\$ 1,372.60</u>
Total Change Order #2	<u>\$28,824.60</u>

The original Contract Sum (TOTAL BID PRICE) was	\$ <u>8,004,647.85</u>
Net change by previous Change Orders	\$ <u>295,539.00</u>
The Contract Sum prior to this Change Order was	\$ <u>8,300,186.85</u>
The Contract Sum will be <u>Increased</u> by this Change Order	\$ <u>28,824.60</u>
The new Contract Sum including this Change Order will be	\$ <u>8,329,011.45</u>

The Final Completion Milestone prior to this Change Order was 240 calendar days.

The time for the Final Completion Milestone for the entire project, inclusive of this change order, will be extended by  
- 0 - calendar days.

The Final Completion Milestone as of this Change Order is therefore March 5, 2019.

The Contractor waives any and all claims to additional time extension and/or additional monetary compensation resulting from these changes and all cost associated with the change order as herein addressed.

Excepting those terms and provisions conflicting with this Change Order which are hereby changed to conform hereto, the aforesaid Contract as amended by all previous change orders hereto is otherwise reaffirmed in its entirety.

IN WITNESS WHEREOF, this **Change Order No. 2** to Quality Enterprises, USA, Inc., has been executed by the parties hereto or their duly authorized representatives.

ATTEST: Lori Stelzer, City Clerk

CITY OF VENICE


BY: \_\_\_\_\_

BY: \_\_\_\_\_  
John Holic, Mayor

\_\_\_\_\_  
Date of Approval

ATTEST:

CONTRACTOR: Quality Enterprises, USA, Inc.

  
\_\_\_\_\_  
Witness Isa Carreras

BY:   
\_\_\_\_\_  
Authorized Signature (SEAL)  
Louis J. Gaudio

TITLE: Vice President

DATE: 6/21/18


**(ACKNOWLEDGEMENT OF CONTRACTOR, IF A CORPORATION)**

STATE OF Florida )  
SS

COUNTY OF Collier )

On this 21st day of June, 20 18, before me, the undersigned authority, personally appeared Louis J. Gaudio, to me known to be the individual described in and who executed the foregoing instrument as Vice President of Quality Enterprises USA, Inc. Virginia corporation, and who severally and duly acknowledged the execution of such instrument as such an officer aforesaid, for and on behalf of and as the act and deed of said corporation, pursuant to the powers conferred upon said officer by the corporation's Board of Directors or other appropriate authority of said corporation, and who, having knowledge of the several matters stated in said foregoing instrument, certified the same to be true in all respects.

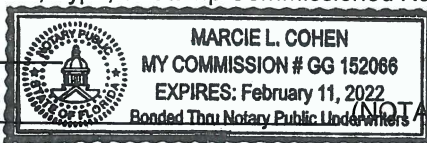
WITNESS my hand and official seal the date aforesaid.

  
\_\_\_\_\_  
(Signature of Notary Public – State of Florida)

Marcie L. Cohen  
\_\_\_\_\_  
(Print, Type, or Stamp Commissioned Name of Notary Public)

Personally known X or produced identification \_\_\_\_\_

Type of identification produced \_\_\_\_\_



(NOTARY'S SEAL)

## Kathleen Weeden

---

**From:** Lou Gaudio <lgaudio@qeusa.com>  
**Sent:** Thursday, June 21, 2018 12:09 PM  
**To:** Pecor, Christopher S.; Kathleen Weeden  
**Cc:** Williams, Donna; Choroser, Benjamin; James Clinch; Cathy Dubre  
**Subject:** RE: 435092-1-58-01 Downtown Change Order #2 - Fiber Conduit

Chris, yes agreed. It should be 5%.

Therefore, The breakdown is as follows:

Additional Conduit by MSB Services - \$27,452.00  
QE 5% allowable mark up - \$ 1,372.60

Grand Total - \$28,824.60

Thanks

Louis J. Gaudio  
Vice President  
Quality Enterprises USA, Inc.  
3494 Shearwater Street  
Naples, Florida 34117-8414  
Tel. (239) 435-7200  
Fax (239) 435-7202  
[www.qualityenterprisesusa.com](http://www.qualityenterprisesusa.com)



*This electronic message and any attachments contain confidential, privileged information intended solely for the addressee. If you are not the intended recipient of this message, please reply to the sender that you received the message in error and delete all copies of the message from your computer and network. Dissemination, copying, or other use of this message by any person or entity other than the intended recipient is strictly prohibited.*

---

**From:** Pecor, Christopher S. <pecorcs@cdmsmith.com>  
**Sent:** Thursday, June 21, 2018 12:05 PM  
**To:** Lou Gaudio <lgaudio@qeusa.com>; Kathleen Weeden <KWeeden@Venicegov.com>  
**Cc:** Williams, Donna <williamsd@cdmsmith.com>; Choroser, Benjamin <ChoroserBC@cdmsmith.com>; James Clinch <JClinch@Venicegov.com>; Cathy Dubre <CDubre@Venicegov.com>  
**Subject:** RE: 435092-1-58-01 Downtown Change Order #2 - Fiber Conduit

C. **Contractor's Fee:** The Contractor's fee for overhead and profit shall be determined as follows:

1. a mutually acceptable fixed fee; or
2. if a fixed fee is not agreed upon, then a fee based on the following percentages of the various portions of the Cost of the Work:
  - a. for costs incurred under Paragraphs 11.01.A.1 and 11.01.A.2, the Contractor's fee shall be 15 percent;
  - b. for costs incurred under Paragraph 11.01.A.3, the Contractor's fee shall be five percent;
3. Payments made by Contractor to Subcontractors for Work performed by Subcontractors. If required by Owner, Contractor shall obtain competitive bids from subcontractors acceptable to Owner and Contractor and shall deliver such bids to Owner, who will then determine, with the advice of Engineer, which bids, if any, will be acceptable. If any subcontract provides that the Subcontractor is to be paid on the basis of Cost of the Work plus a fee, the Subcontractor's Cost of the Work and fee shall be determined in the same manner as Contractor's Cost of the Work and fee as provided in this Paragraph 11.01.

Yes. So, would your fee be 5% markup for sub work and 15% for extra work performed by you? The paragraph above is in 11.01.A.3.

Make sense?

**Christopher S. Pecor, PE** | Sr. Project Engineer, Associate | CDM Smith  
Project Office | 5965 Cattlemen Lane | Sarasota, FL 34232  
Office: 941-702-6161 | [pecorcs@cdmsmith.com](mailto:pecorcs@cdmsmith.com) | [cdmsmith.com](http://cdmsmith.com)

## **WATER+ENVIRONMENT+TRANSPORTATION+ENERGY+FACILITIES**

---

**From:** Lou Gaudio [<mailto:lgaudio@geusa.com>]

**Sent:** Thursday, June 21, 2018 11:52 AM

**To:** Pecor, Christopher S. <[pecorcs@cdmsmith.com](mailto:pecorcs@cdmsmith.com)>; Kathleen Weeden <[KWeeden@Venicegov.com](mailto:KWeeden@Venicegov.com)>

**Cc:** Williams, Donna <[williamsd@cdmsmith.com](mailto:williamsd@cdmsmith.com)>; Choroser, Benjamin <[ChoroserBC@cdmsmith.com](mailto:ChoroserBC@cdmsmith.com)>; James Clinch <[JClinch@Venicegov.com](mailto:JClinch@Venicegov.com)>; Cathy Dubre <[CDubre@Venicegov.com](mailto:CDubre@Venicegov.com)>

**Subject:** RE: 435092-1-58-01 Downtown Change Order #2 - Fiber Conduit

Chris

See 00700-54 (Pg 176 of the specs). Thanks

Louis J. Gaudio  
Vice President



## PROPOSAL

**PROJECT DESCRIPTION:** DOWNTOWN CORRIDOR ROADWAY IMPROVEMENTS RE-BID  
**OWNER:** CITY OF VENICE FLORIDA  
ITB 3084-18

**DATE:** 6/11/2018  
**PREPARED BY:** Michael Delagarza

### CONDUIT AND CONDUCTOR FOR FUTURE VIDEO CAMERAS BY OTHERS

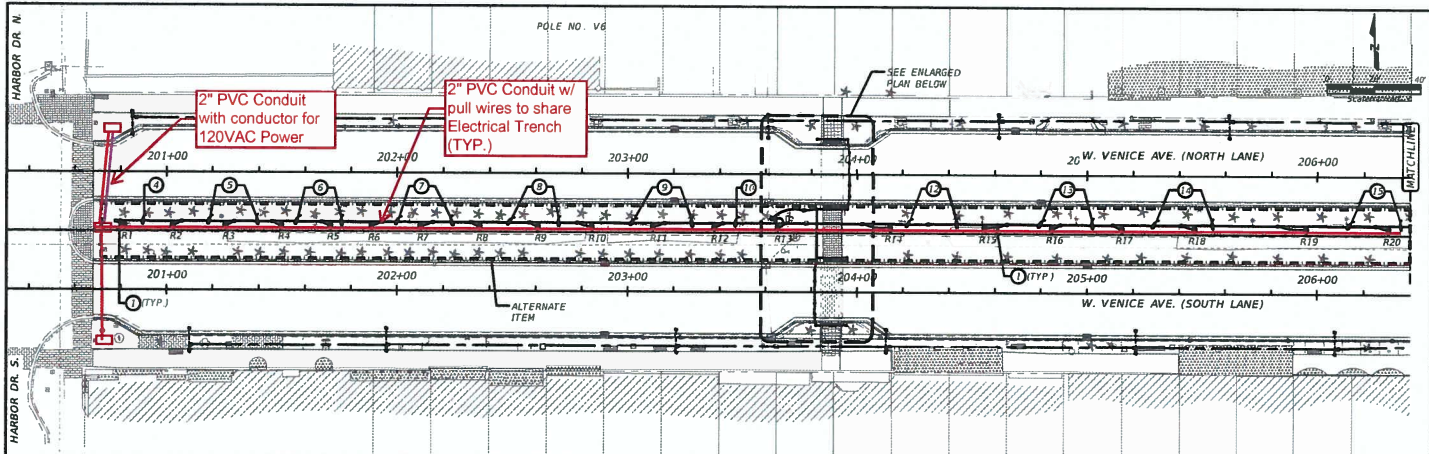
PAYITEM	DESCRIPTION	QUANTITY	UNIT	UNIT PRICE	SUB-TOTAL
630 2 11	CONDUIT, (F&I), OPEN TRENCH	2,056.00	LF	7.00	14,392.00
630 2 11	CONDUIT, (F&I), W-CONDUCTOR	286.00	LF	10.00	2,860.00
635 2 11	PULL & JUNCTION BOX, 13X24X12	8.00	EA	650.00	5,200.00
635 2 12	PULL & JUNCTION BOX, 24X36X24	4.00	EA	1,250.00	5,000.00
TOTAL PROPOSAL PRICE \$					27,452.00

### TERMS AND CONDITIONS

RETAINAGE IS TO MATCH THAT OF THE PRIME CONTRACTOR, AND IS TO BE REDUCED BY 50% UPON 50% COMPLETION OF CONTRACT VALUE  
PROPOSAL INCLUDES NO SURVEY, TESTING, RESTORATION (grading, sod or concrete) OR MAINTENANCE OF TRAFFIC  
PLEASE ALLOW 2 WEEKS TO SCHEDULE CREWS ACCORDINGLY  
MSB WILL ASSIGN A DESIGNATED IMSA LEVEL II TO THE PROJECT AS A FULL TIME PROJECT MANAGER  
CERTIFIED AS BUILTS ARE NOT INCLUDED, WE WILL PROVIDE UP TO DATE ACCURATE REDLINED DRAWINGS TO THE PRIME CONTRACTOR  
NO ADDITIONAL WORK WILL BE SCHEDULED OR PERFORMED WITH OUT A WRITTEN AGREEMENT OR APPROVED WORK DIRECTIVE  
PROPOSAL DOES NOT INCLUDE ANY BOND PARTICIPATION, IF REQUIRED WILL BE AT A RATE OF 2%  
MSB DOES NOT INCLUDE ANY SIGNED AND SEALED DRAWINGS OR ENGINEERED PLANS TO BE PROVIDED BY OTHERS IF REQUIRED  
PRIME CONTRACTOR IS TO PROVIDE A LOCATION ON THE PROJECT FOR FOUNDATION SPOILS AND CONCRETE CLEAN OUT. SPOILS TO REMAIN ONSITE  
MSB SERVICES PROPOSAL IS TO BE ADDED TO CONTRACT AS A SCHEDULE A. ALL TERMS AND CONDITIONS ARE TO BE INCLUSIVE

3204 LENA ROAD BRADENTON, FL 34211  
PHONE: 941-747-7100 FAX: 941-747-7110

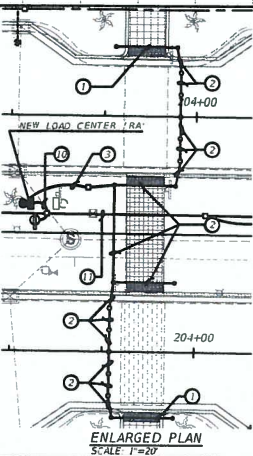




**SYMBOL LEGEND**

- EXISTING TEARDROP AND PEDESTRIAN LUMINAIRE TO REMAIN U.O.N.
- MOTION SENSOR TO ACTIVATE IN-PAVEMENT LUMINAIRES.
- IN-PAVEMENT YELLOW LED LUMINAIRE.
- NEW PULL BOX. PULL BOXES SHALL BE INSTALLED ADJACENT TO EACH LIGHT POLE. PULL BOXES ARE REQUIRED AT BOTH ENDS OF CONDUIT AT ROADWAY CROSSINGS AND AS NECESSARY FOR COMPLETION OF THE PROJECT.
- NEW 2" U.O.N. SCHEDULE 40 PVC CONDUIT WITH CONDUCTORS AS INDICATED. DIRECTIONAL BORED AT ROADWAY CROSSINGS.
- NEW 2" SCHEDULE 40 PVC CONDUIT WITH PULL WIRES U.O.N.
- NEW (2) 2" (HDPE) CONDUITS DIRECTIONAL BORED UNDER PAVEMENT AT ROAD CROSSINGS WITH PULL WIRES. EXTEND CONDUIT BEYOND EDGE OF PAVEMENT TO PULL BOXES. CONDUIT AND TRANSITION COUPLING SHALL BE UL LISTED.
- TWO NEMA 5-20R GFCI DUPLEX RECEPTACLE WITH WEATHER PROOF "IN USE" COVER INSTALLED IN A BLACK NON METALLIC UV RATED UL ENCLOSURE SIMILAR OR EQUAL TO ARLINGTON GARD-N-POST CAT. NO. GP198. PROVIDE 3 AMP IN-LINE FUSE ON EACH RECEPTACLE.
- NEW LOAD CENTER PER FDOT INDEX 17504, EXCEPT 120/240 VOLT.
- LOAD CENTER TO BE REMOVED.
- U.O.N. UNLESS OTHERWISE NOTED.
- C. CONDUIT

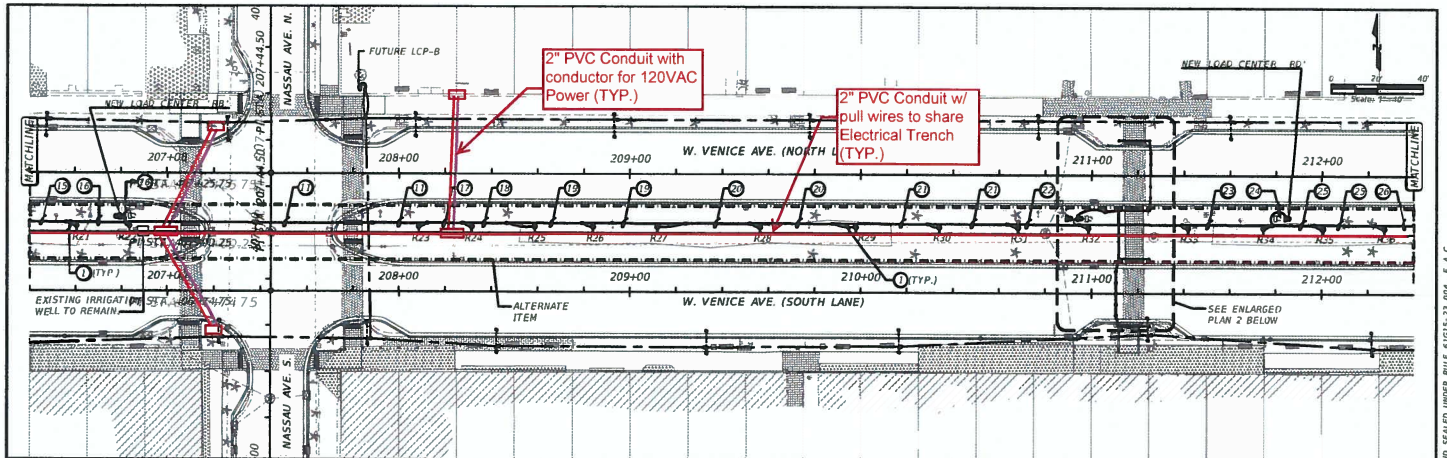
NOTE: REFER TO RISER DIAGRAM ON SHEET LC005 FOR FEEDER WIRING TO RA, RB, RC, RD, RE AND WDP.



**VENICE AVE. MEDIAN WIRING NOTES:**

- |   |                     |                                 |   |
|---|---------------------|---------------------------------|---|
| 1 2#10 & 1#10 GND. IN 3/4" COND.          | 11 2" EMPTY CONDUIT | 22 6#10 - CKTS. RC-3, RC-5 RC 7 | 33 2#8 - CKT. RE-6 & 1#8 GND. IN 3/4" COND. |
| 2 2#10 - CKT. RA-1                        | 12 2#10 - CKT. RB 4 | 23 2#8 - CKT. RC-2              | 34 2#8 - CKT. RE-2                          |
| 3 2#10 - CONTROLS & 1#10 GND. IN 1" COND. | 13 2#10 - CKT. RB 4 | 24 2#8 - CKT. RC-4              | 35 2#8 - CKT. RE-4                          |
| 4 2#10 - CKT. RA-1                        | 14 2#8 - CKT. RB-2  | 25 2#8 - CKT. RC-4              | 36 2#8 - CKT. RE-4                          |
| 5 2#8 - CKT. RA-8                         | 15 2#8 - CKT. RB-2  | 26 2#8 - CKT. RC-4              | 37 2#8 - CKT. RE-4                          |
| 6 2#8 - CKT. RA-6                         | 16 2#8 - CKT. RB-2  | 27 2#8 - CKT. RC-4              | 38 2#8 - CKT. RE-4                          |
| 7 2#8 - CKT. RA-6                         | 17 2#8 - CKT. RB-2  | 28 2#8 - CKT. RC-4              | 39 2#8 - CKT. RE-4                          |
| 8 2#8 - CKT. RA-6                         | 18 2#8 - CKT. RB-2  | 29 2#8 - CKT. RC-4              | 40 2#8 - CKT. RE-4                          |
| 9 2#8 - CKT. RA-6                         | 19 2#8 - CKT. RB-2  | 30 2#8 - CKT. RC-4              | 41 2#8 - CKT. RE-4                          |
| 10 2#8 - CKT. RA-6                        | 20 2#8 - CKT. RB-2  | 31 2#8 - CKT. RC-4              | 42 2#8 - CKT. RE-4                          |

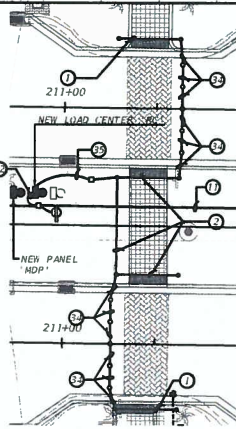
NOTICE: THE OFFICIAL RECORD OF THIS SHEET IS THE ELECTRONIC FILE DIGITALLY SIGNED AND SEALED UNDER RULE 61G17-23.004, F.A.C.



# **SYMBOL LEGEND**

- EXISTING TEARDROP AND PEDESTRIAN LUMINAIRE TO REMAIN U.O.N.
- MOTION SENSOR TO ACTIVATE IN-PAVEMENT LUMINAIRES.
- IN-PAVEMENT YELLOW LED LUMINAIRE.
- NEW PULL BOX. PULL BOXES SHALL BE INSTALLED ADJACENT TO EACH LIGHT POLE. PULL BOXES ARE REQUIRED AT BOTH ENDS OF CONDUIT AT ROADWAY CROSSINGS AND AS NECESSARY FOR COMPLETION OF THE PROJECT.
- NEW 2" U.O.N. SCHEDULE 40 PVC CONDUIT WITH CONDUCTORS AS INDICATED DIRECTIONAL BORED AT ROADWAY CROSSINGS.
- NEW 2" SCHEDULE 40 PVC CONDUIT WITH PULL WIRES U.O.N.
- NEW (2) 2" (HOPS) CONDUITS DIRECTIONAL BORED UNDER PAVEMENT AT ROAD CROSSINGS WITH PULL WIRES. EXTEND, CONDUIT BEYOND EDGE OF PAVEMENT TO PULL BOXES. CONDUIT AND TRANSITION COUPLING SHALL BE UL LISTED.
- TWO NEMA 5-20R GFCI DUPLEX RECEPTACLE WITH WEATHER PROOF "IN USE" COVER INSTALLED IN A BLACK NON METALLIC UV RATED UL ENCLOSURE SIMILAR OR EQUAL TO ARLINGTON GARD-H-POST CAT. NO. GP198. PROVIDE 3 AMP IN-LINE FUSE ON EACH RECEPTACLE
- NEW LOAD CENTER PER FDOT INDEX 17504, EXCEPT 120/240 VOLT.
- LOAD CENTER TO BE REMOVED.
- U.O.N. UNLESS OTHERWISE NOTED.
- C. CONDUIT

NOTE: REFER TO RISER DIAGRAM ON SHEET LC005 FOR FEEDER WIRING TO RA, RB, RC, RD, RE AND MDP.



ENLARGED PLAN 1  
SCALE: 1"=20'

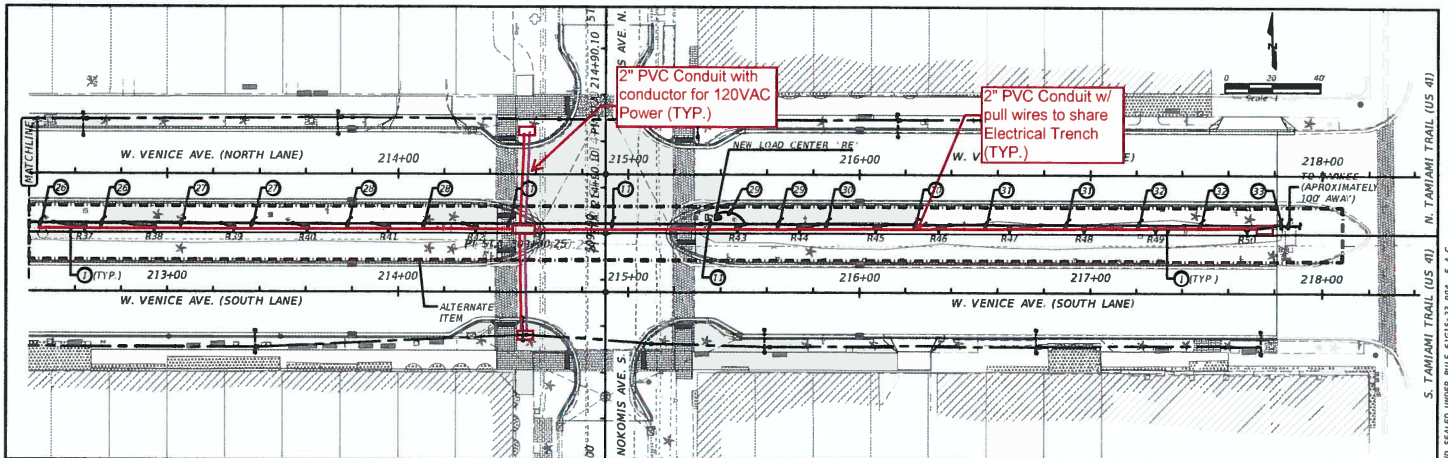
# **VENICE AVE. MEDIAN WIRING NOTES.**

- 2#10 & 1#10 GND IN 3/4" COND
- 2#10 - CKT. RA 1  
2#10 - CONTROLS  
& 1#10 GND IN 1" COND
- 2#10 - CKT. RA-1  
& 1#10 GND IN 3/4" COND.
- 2#8 - CKT. RA-8  
2#6 - CKT. RA-6  
& 1#6 GND IN 3/4" COND
- 2#8 - CKT. RA-8  
2#6 - CKT. RA-6  
& 1#6 GND IN 1 1/4" COND
- 2#8 - CKT. RA-8  
2#6 - CKT. RA-6  
& 1#6 GND IN 1 1/2" COND
- 6#8 - CKTS. RA-2, RA-4, RA-8  
2#6 - CKT. RA-6  
& 1#6 GND IN 1 1/2" COND
- 6#8 - CKTS. RA-2, RA-4, RA-8  
2#6 - CKT. RA-6  
2#10 - CKT. RA-7  
& 1#6 GND IN 2" COND.
- 6#8 - CKTS. RA-2, RA-4, RA-8  
2#6 - CKT. RA-6  
6#10 - CKT. RA-7, RA-5, RA-3  
& 1#6 GND IN 2" COND.
- 2" MP CONUIT
- 2#10 - CKT. RB-4  
& 1#10 GND. IN 3/4" ND
- 2#10 - CKT. RB-4  
2#8 - CKT. RB-2  
& 1#8 GND IN 1" COND.
- 4#10 - CKTS. RB-4, RB-5  
2#8 - CKT. RB-2  
& 1#8 GND IN 1 1/4" COND.
- 6#10 - CKTS. RB-3, RB-4, RB-6  
2#8 - CKT. RB-2  
& 1#8 GND IN 1 1/2" COND.
- 8#10 - CKTS. RB-1, RB-3, RB-4, RB-6  
2#8 - CKT. RB-2  
& 1#8 GND IN 1 1/2" COND.
- 2#8 & 1#8 GND IN 3/4" COND.
- 2#6 - CKT. RC-4  
& 1#6 GND. IN 1" COND.
- 2#6 - CKT. RC-4  
2#8 - CKT. RC-2  
& 1#6 GND IN 1 1/2" ND.
- 4#8 - CKT. RC-2, R-7  
2#6 - CKT. RC-4  
& 1#6 GND IN 1 1/2" ND.
- 4#10 - CKTS. RC-5, RC-7  
2#8 - CKT. RC-2  
2#6 - CKT. RC-4  
& 1#6 GND IN 2" COND
- 6#10 - CKTS. RC-3, RC-5, RC-7  
2#8 - CKT. RC-2  
2#6 - CKT. RC-4  
& 1#6 GND IN 3/4" COND
- 2#6 - CKT. RC-4  
& 1#6 GND. IN 2" COND
- 2#10 - CKT. RD-1  
2#8 - CKT. RD-2  
& 1#8 GND. IN 3/4" COND
- 6#10 - CKTS. RD-1, RD-3, RD-5  
4#8 - CKTS. RD-2, RD-4  
& 1#8 GND IN 1 1/2" COND
- 4#10 - CKTS. RD-3, RD-5  
4#8 - CKTS. RD-2, RD-4  
& 1#8 GND. IN 1 1/2" COND.
- 2#10 - CKT. RD-5  
4#8 - CKTS. RD-2, RD-4  
& 1#8 GND IN 1 1/4" COND
- 4#8 - CKTS. RD-2, RD-4  
& 1#8 GND. IN 1 1/4" COND
- 2#8 - CKT. RD-4  
& 1#8 GND. IN 3/4" COND.
- 4#10 - CKTS. RE-1, RE-3  
6#8 - CKTS. RE-2, RE-4, RE-6  
& 1#8 GND IN 1 1/2" COND.
- 2#10 - CKT. RE-3  
6#8 - CKTS. RE-2, RE-4, RE-6  
& 1#8 GND IN 1 1/2" COND
- 6#8 - CKTS. RE-2, RE-4, RE-6  
& 1#8 GND. IN 1 1/2" COND.
- 4#8 - CKTS. RE-4, RE-6  
& 1#8 GND IN 1 1/4" COND.
- 2#8 CK RE 6  
& 1#8 GND IN 3/4 COND
- 2#10 - CKT. RC-1  
2#10 - CONTROLS  
& 1#10 GND IN 1" COND
- 2#10 - CKT. RC-1  
& 1#10 GND IN 3/4" COND.

DESIGNED BY DRAWN CHECKED	PREPARED FOR <b>Venice, FL</b> City of the Gulf	PREPARED BY <b>ATKINS</b>	PROJECT CITY OF VENICE DOWNTOWN ROADWAY CORRIDOR IMPROVEMENTS	DESCRIPTION VENICE AVE. PLAN STA.206+40 TO STA.212+40 PHASE 1	APPROVED BY PROJECT NO. SHEET	DATE 02/28/2018 100054389 LC102 VENICE
---------------------------------	---	------------------------------	--	--	-------------------------------------	---

NOTICE: THE OFFICIAL RECORD OF THIS SHEET IS THE ELECTRONIC FILE DIGITALLY SIGNED AND SEALED UNDER RULE 61G15-23.004, F.A.C.





# **SYMBOL LEGEND**

- EXISTING TEARDROP AND PEDESTRIAN LUMINAIRE TO REMAIN U.O.N.
- MOTION SENSOR TO ACTIVATE IN-PAVEMENT LUMINAIRES.
- IN-PAVEMENT YELLOW LED LUMINAIRE.
- NEW PULL BOX. PULL BOXES SHALL BE INSTALLED ADJACENT TO EACH LIGHT POLE. PULL BOXES ARE REQUIRED AT BOTH ENDS OF CONDUIT AT ROADWAY CROSSINGS AND AS NECESSARY FOR COMPLETION OF THE PROJECT.
- NEW 2" U.O.N. SCHEDULE 40 PVC CONDUIT WITH CONDUCTORS AS INDICATED DIRECTIONAL BORED AT ROADWAY CROSSINGS.
- NEW 2" SCHEDULE 40 PVC CONDUIT WITH PULL WIRES U.O.N.
- NEW (2) 2" (HDPE) CONDUITS DIRECTIONAL BORED UNDER PAVEMENT AT ROAD CROSSINGS WITH PULL WIRES. EXTEND CONDUIT BEYOND EDGE OF PAVEMENT TO PULL BOXES. CONDUIT AND TRANSITION COUPLING SHALL BE UL LISTED.
- TWO NEMA 5-20R GFCI DUPLEX RECEPTACLE WITH WEATHER PROOF "IN USE" COVER INSTALLED IN A BLACK NON METALLIC UV RATED UL ENCLOSURE SIMILAR OR EQUAL TO ARLINGTON GARD-N-POST CAT. NO. GP198. PROVIDE 3 AMP IN-LINE FUSE ON EACH RECEPTACLE.
- NEW LOAD CENTER PER FDOT INDEX 17504, EXCEPT 120/240 VOLT.
- LOAD CENTER TO BE REMOVED.
- U.O.N. UNLESS OTHERWISE NOTED.
- C. CONDUIT

# **VENICE AVE. MEDIAN WIRING NOTES:**

- 1 2#10 & 1#10 GND. IN 3/4" COND.
- 2 2#10 - CKT. RA-1  
2#10 - CONTROLS  
& 1#10 GND. IN 1" COND.
- 3 2#10 - CKT. RA-1  
& 1#10 GND. IN 3/4" COND.
- 4 2#8 - CKT. RA-8  
& 1#8 GND. IN 3/4" COND.
- 5 2#8 - CKT. RA-8  
2#8 - CKT. RA-6  
& 1#8 GND. IN 1 1/4" COND.
- 6 2#8 - CKT. RA-8  
2#8 - CKT. RA-6  
2#8 - CKT. RA-4  
& 1#8 GND. IN 1 1/2" COND.
- 7 6#8 - CKTS. RA-2, RA-4, RA-8  
2#8 - CKT. RA-6  
& 1#8 GND. IN 1 1/2" COND.
- 8 6#8 - CKTS. RA-2, RA-4, RA-8  
2#8 - CKT. RA-6  
2#10 - CKT. RA-7  
& 1#8 GND. IN 2" COND.
- 9 6#8 - CKTS. RA-2, RA-4, RA-8  
2#8 - CKT. RA-6  
2#10 - CKTS. RA-7, RA-5  
& 1#8 GND. IN 2" COND.
- 10 6#8 - CKTS. RA-2, RA-4, RA-8  
2#8 - CKT. RA-6  
6#10 - CKT. RA-7, RA-5, RA-3  
& 1#8 GND. IN 2" COND.
- 11 2" EMPTY CONDUIT
- 12 2#10 - CKT. RB-4  
& 1#10 GND. IN 3/4" COND.
- 13 2#10 - CKT. RB-4  
2#8 - CKT. RB-2  
& 1#8 GND. IN 1" COND.
- 14 4#10 - CKTS. RB-4, RB-5  
2#8 - CKT. RB-2  
& 1#8 GND. IN 1 1/4" COND.
- 15 6#10 - CKTS. RB-3, RB-4, RB-5  
2#8 - CKT. RB-2  
& 1#8 GND. IN 1 1/2" COND.
- 16 8#10 - CKTS. RB-1, RB-3, RB-4, RB-5  
2#8 - CKT. RB-2  
& 1#8 GND. IN 1 1/2" COND.
- 17 2#8 & 1#8 GND. IN 3/4" COND.
- 18 2#6 - CKT. RC-4  
& 1#6 GND. IN 1" COND.
- 19 2#6 - CKT. RC-4  
2#8 - CKT. RC-2  
& 1#6 GND. IN 1 1/2" COND.
- 20 4#8 - CKT. RC-2, RC-7  
2#6 - CKT. RC-4  
& 1#6 GND. IN 1 1/2" COND.
- 21 4#10 - CKTS. RC-5, RC-7  
2#8 - CKT. RC-2  
2#6 - CKT. RC-4  
& 1#6 GND. IN 2" COND.
- 22 6#10 - CKTS. RC-3, RC-5, RC-7  
2#8 - CKT. RC-2  
2#6 - CKT. RC-4  
& 1#6 GND. IN 2" COND.
- 23 2#8 - CKT. RD-1  
& 1#8 GND. IN 2" COND.
- 24 2#10 - CKT. RD-1  
& 1#10 GND. IN 3/4" COND.
- 25 6#10 - CKTS. RD-1, RD-3, RD-5  
4#8 - CKTS. RD-2, RD-4  
& 1#8 GND. IN 1 1/2" COND.
- 26 4#10 - CKTS. RD-3, RD-5  
4#8 - CKTS. RD-2, RD-4  
& 1#8 GND. IN 1 1/2" COND.
- 27 2#10 - CKT. RD-5  
4#8 - CKTS. RD-2, RD-4  
& 1#8 GND. IN 1 1/4" COND.
- 28 4#8 - CKTS. RD-2, RD-4  
& 1#8 GND. IN 3/4" COND.
- 29 4#10 - CKTS. RE-1, RE-3  
6#8 - CKTS. RE-2, RE-4, RE-6  
& 1#8 GND. IN 1 1/2" COND.
- 30 2#10 - CKT. RE-3  
6#8 - CKTS. RE-2, RE-4, RE-6  
& 1#8 GND. IN 1 1/2" COND.
- 31 6#8 - CKTS. RE-2, RE-4, RE-6  
& 1#8 GND. IN 1 1/2" COND.
- 32 4#8 - CKTS. RE-4, RE-6  
& 1#8 GND. IN 1 1/4" COND.
- 33 2#8 - CKT. RE-6  
& 1#8 GND. IN 3/4" COND.
- 34 2#10 - CKT. RC-1  
2#10 - CONTROLS  
& 1#10 GND. IN 1" COND.
- 35 2#10 - CKT. RC-1  
& 1#10 GND. IN 3/4" COND.

DESIGNED BY	PREPARED BY	PREPARED BY	PROJECT	DESCRIPTION	APPROVED BY	DATE
11/29/14	11/29/14	11/29/14	CITY OF VENICE DOWNTOWN ROADWAY CORRIDOR IMPROVEMENTS	VENICE AVE. PLAN STA.212+40 TO STA.218+40 PHASE 1	11/29/14	02/28/2018
CHECKED BY	11/29/14	11/29/14	VENICE, FL City on the Gulf	ATKINS	11/29/14	PROJECT NO. 100054389
REV. NO.	DATE	DESCRIPTION				SHEET LC102 VENICE