

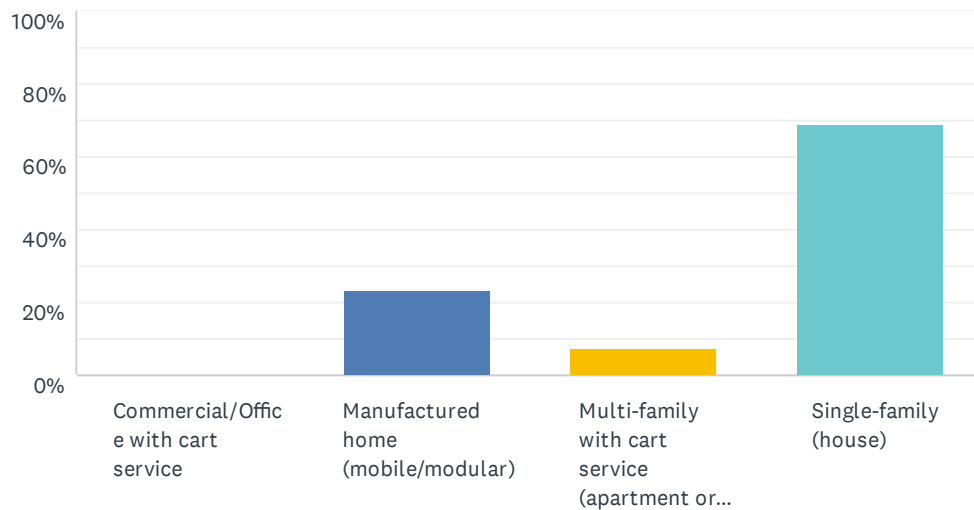
Q1 CUSTOMER INFORMATION

Answered: 1,214 Skipped: 21

ANSWER CHOICES	RESPONSES	
Name	99.26%	1,205
Company	0.00%	0
Subdivision/Neighborhood	83.61%	1,015
Street Name	99.42%	1,207
City/Town	0.00%	0
State/Province	0.00%	0
ZIP/Postal Code	99.75%	1,211
Country	0.00%	0
Email Address	0.00%	0
Phone Number	0.00%	0

Q2 Which of the following best describes the type of home you live in? (Please check only one)

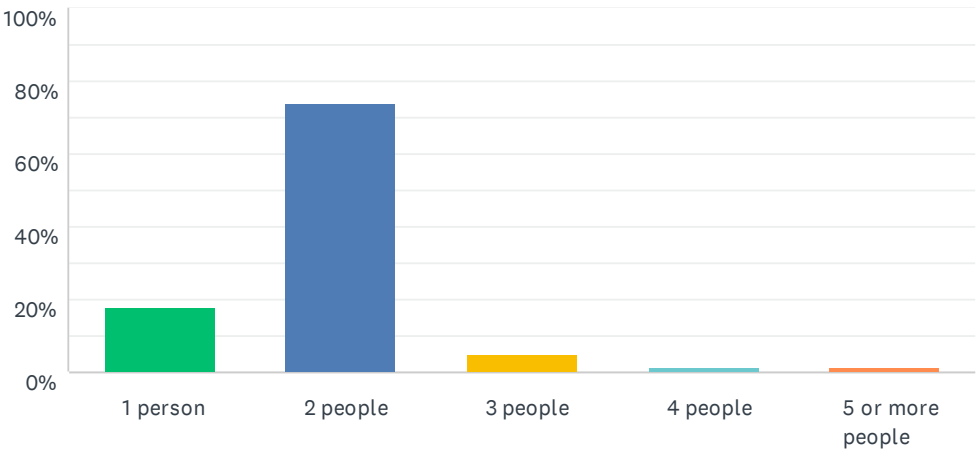
Answered: 1,224 Skipped: 11



ANSWER CHOICES	RESPONSES	
Commercial/Office with cart service	0.25%	3
Manufactured home (mobile/modular)	23.53%	288
Multi-family with cart service (apartment or condominium)	7.27%	89
Single-family (house)	68.95%	844
TOTAL		1,224

Q3 How many people live in your household, including yourself?

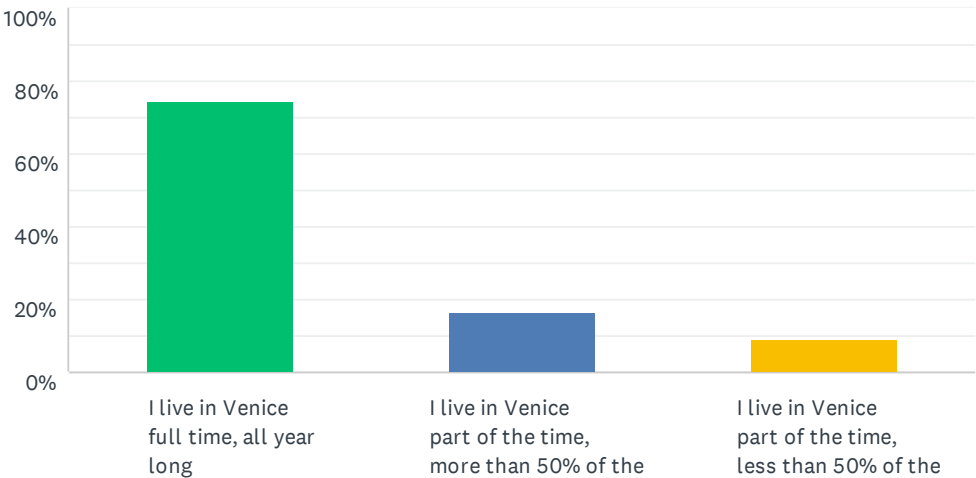
Answered: 1,224 Skipped: 11



ANSWER CHOICES		RESPONSES	
1 person		17.89%	219
2 people		73.94%	905
3 people		4.90%	60
4 people		1.63%	20
5 or more people		1.63%	20
TOTAL			1,224

Q4 Which option best describes your typical residency in Venice, FL?

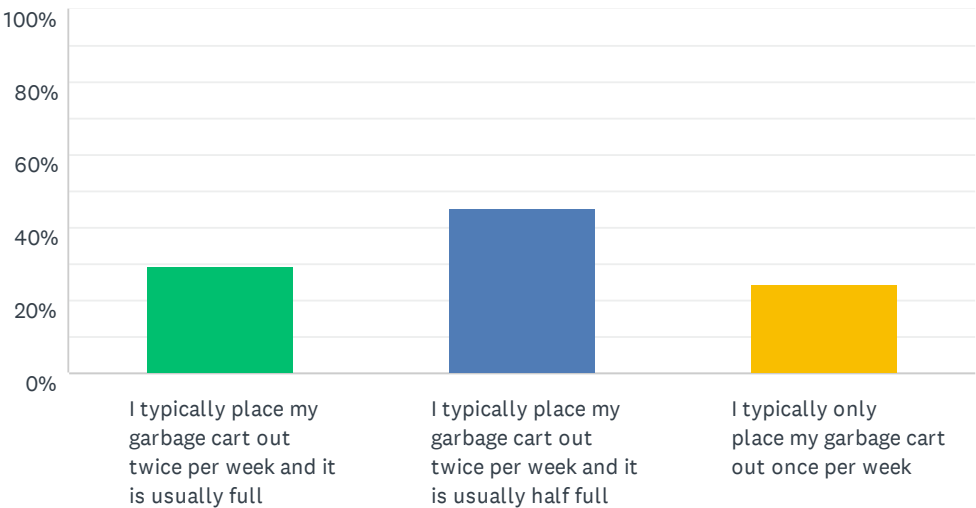
Answered: 1,227 Skipped: 8



ANSWER CHOICES	RESPONSES	
I live in Venice full time, all year long	74.57%	915
I live in Venice part of the time, more than 50% of the year	16.46%	202
I live in Venice part of the time, less than 50% of the year	8.96%	110
TOTAL		1,227

Q5 Which option best describes how you utilize your twice-per-week garbage collection?

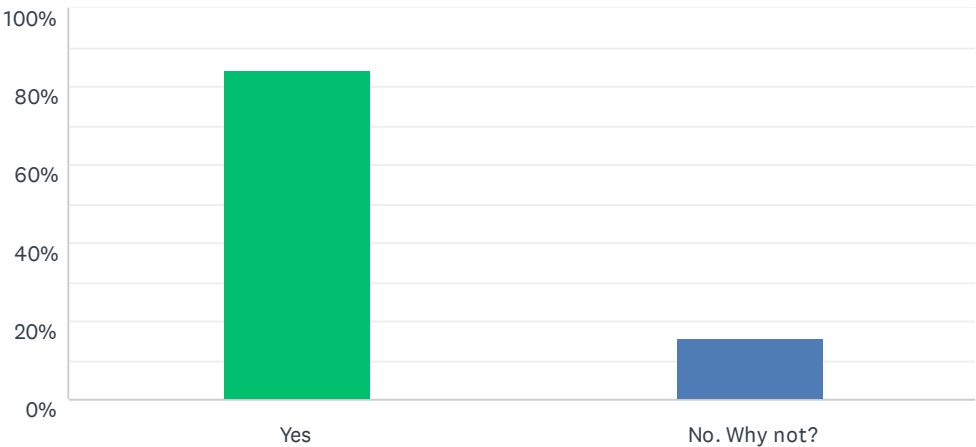
Answered: 1,224 Skipped: 11



ANSWER CHOICES	RESPONSES	
I typically place my garbage cart out twice per week and it is usually full	29.66%	363
I typically place my garbage cart out twice per week and it is usually half full	45.67%	559
I typically only place my garbage cart out once per week	24.67%	302
TOTAL		1,224

Q6 Are you satisfied with the current twice-per-week garbage collection?

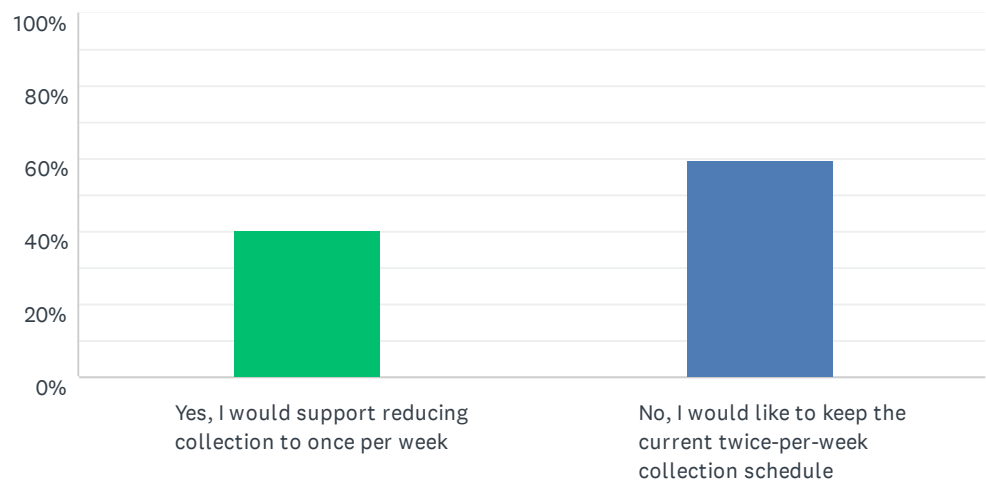
Answered: 1,226 Skipped: 9



ANSWER CHOICES		RESPONSES	
Yes		84.26%	1,033
No. Why not?		15.74%	193
TOTAL			1,226

Q7 Would you support reducing the garbage collection frequency to once per week? (The average residential bill would be reduced approximately \$1-\$2 per month.)

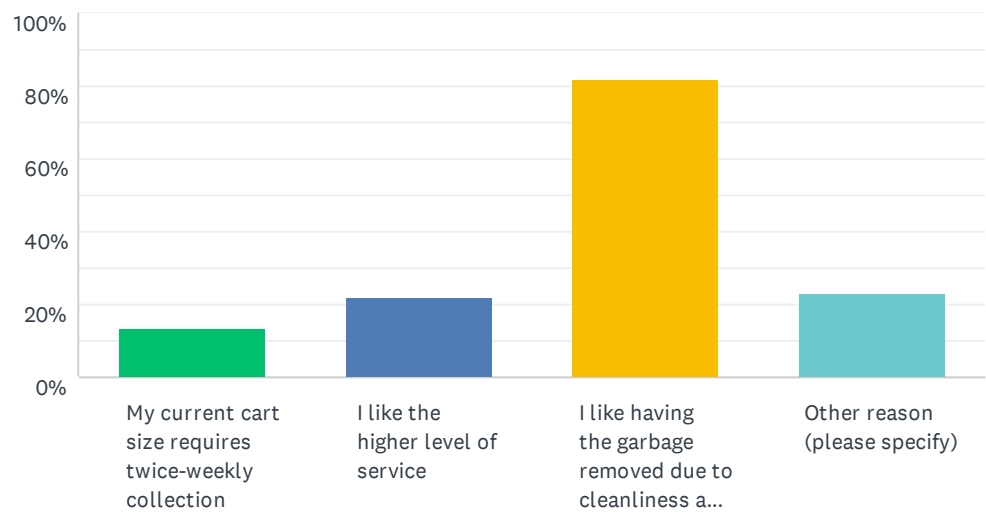
Answered: 1,228 Skipped: 7



ANSWER CHOICES	RESPONSES	
Yes, I would support reducing collection to once per week	40.72%	500
No, I would like to keep the current twice-per-week collection schedule	59.28%	728
TOTAL		1,228

Q8 If you would like to keep the current twice-per-week collection schedule, what is the reason? (Select all that apply)

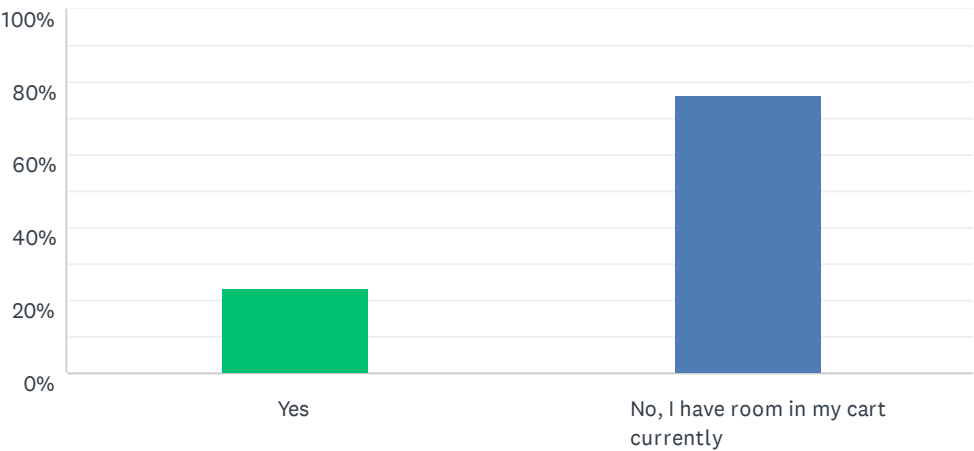
Answered: 900 Skipped: 335



ANSWER CHOICES	RESPONSES	
My current cart size requires twice-weekly collection	13.67%	123
I like the higher level of service	21.78%	196
I like having the garbage removed due to cleanliness and odor concerns	81.89%	737
Other reason (please specify)	22.89%	206
Total Respondents: 900		

Q9 If the City reduced garbage collection to once per week, would you need a larger or additional cart?

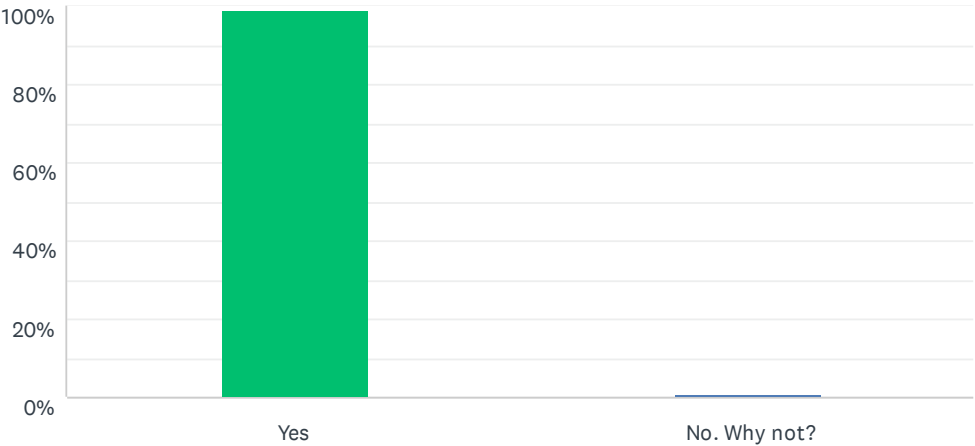
Answered: 1,217 Skipped: 18



ANSWER CHOICES		RESPONSES	
Yes		23.58%	287
No, I have room in my cart currently		76.42%	930
TOTAL			1,217

Q10 Does your household participate in the City's recycling program (blue carts)?

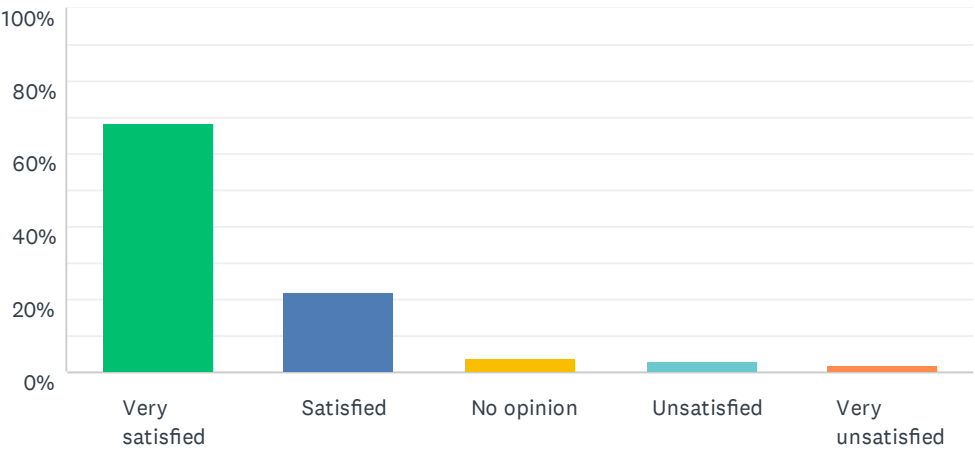
Answered: 1,231 Skipped: 4



ANSWER CHOICES	RESPONSES	
Yes	99.03%	1,219
No. Why not?	0.97%	12
TOTAL		1,231

Q11 How satisfied are you with your new single-stream recycling cart?

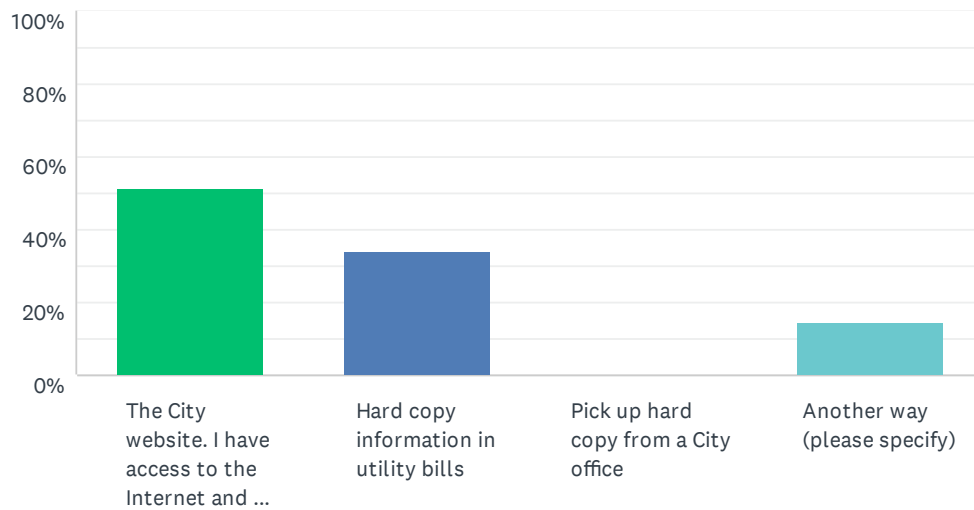
Answered: 1,232 Skipped: 3



ANSWER CHOICES	RESPONSES	
Very satisfied	68.51%	844
Satisfied	22.24%	274
No opinion	4.06%	50
Unsatisfied	3.17%	39
Very unsatisfied	2.03%	25
TOTAL		1,232

Q12 What is the best way for the City to provide solid waste and recycling information to you?

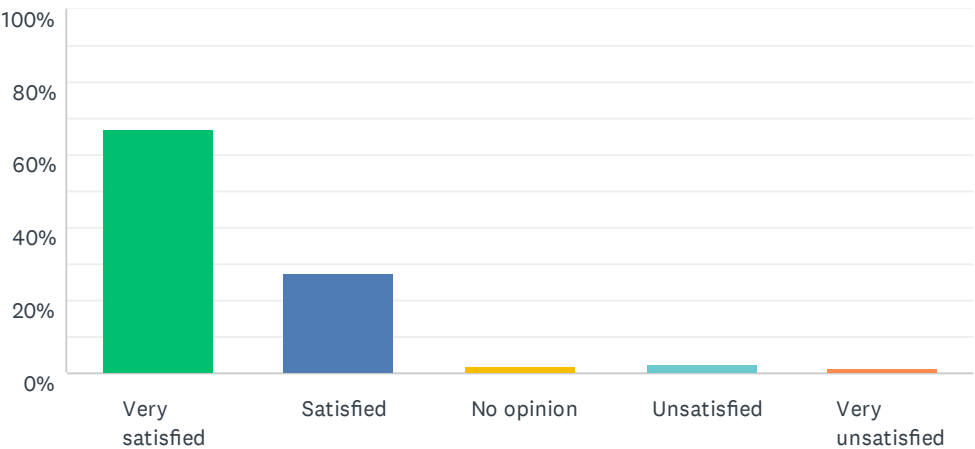
Answered: 1,219 Skipped: 16



ANSWER CHOICES	RESPONSES	
The City website. I have access to the Internet and am familiar with searching online	51.52%	628
Hard copy information in utility bills	33.88%	413
Pick up hard copy from a City office	0.25%	3
Another way (please specify)	14.36%	175
TOTAL		1,219

Q13 Overall, how satisfied are you with City of Venice Solid Waste and Recycling services?

Answered: 1,231 Skipped: 4



ANSWER CHOICES	RESPONSES	
Very satisfied	66.94%	824
Satisfied	27.29%	336
No opinion	1.95%	24
Unsatisfied	2.44%	30
Very unsatisfied	1.38%	17
TOTAL		1,231