



School Zone Speed Study

Conducted by RedSpeed for City Of Venice

November 20th thru 21st, 2024

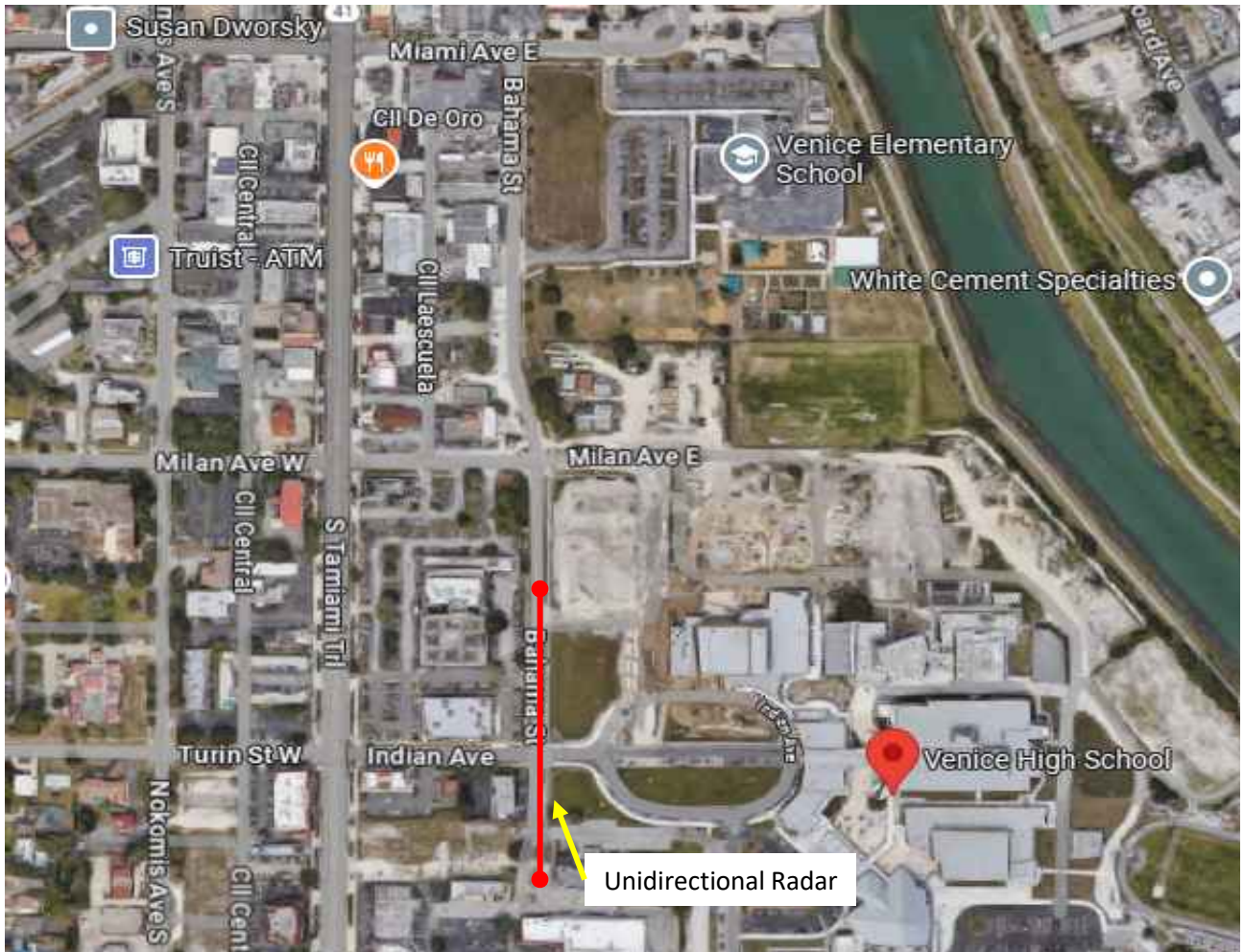


During a two-day traffic study conducted by RedSpeed for the City of Venice, it was found that less than 200 daily drivers exceeded the posted speed limit by over 10 mph in the school zones listed below, therefore not posing a safety concern.

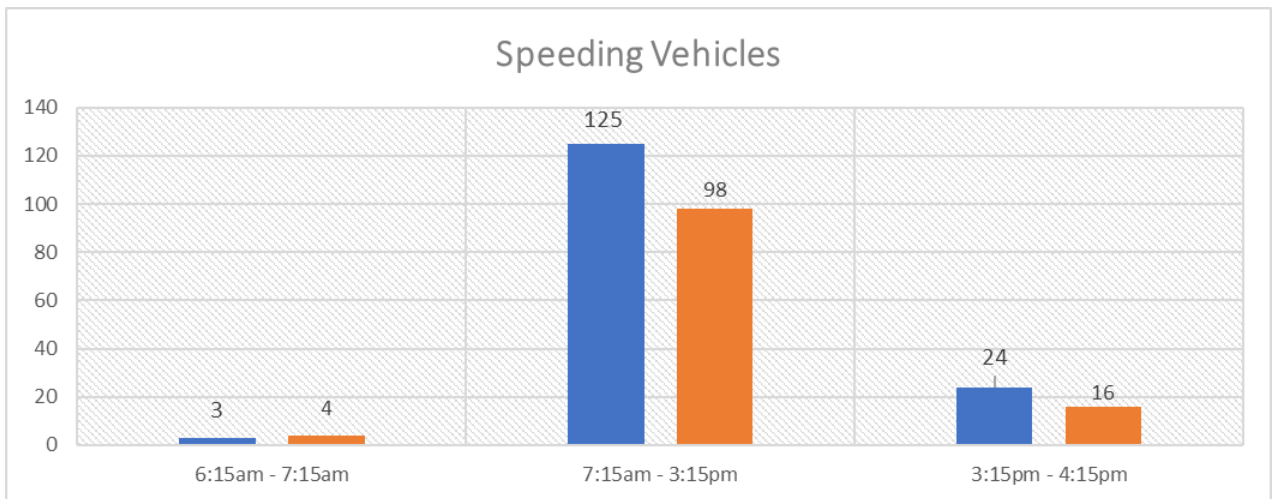
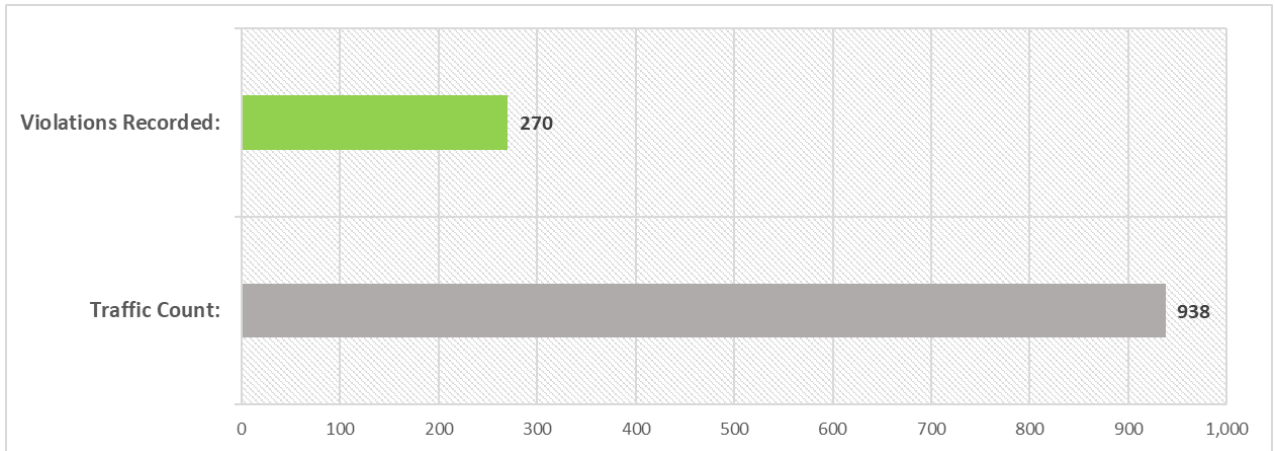
Schools Studied	Street	Violators 10+ over
Venice High School	Bahama St	270
Epiphany Cathedral School	Harbor Dr	235
Venice Elementary School	American Legion & Miami Ave	104
Venice Elementary School	Bahama St	63

Florida Schools Speed Study Venice High School, City Of Venice

STUDY LOCATION: Bahamas St	
SCHOOL ZONE SPEED LIMIT (During Enforced Hrs):	15 MPH
SPEED LIMIT (During Normal Hrs):	15 MPH
VIOLATION TRIGGER SPEED:	26 MPH and 26 MPH (Respectively)
SCHOOL ZONE HOURS OF OPERATION:	6:15 AM – 7:15 AM / 3:15 PM – 4:15 PM
STUDY DATE & TIME:	11-20/21-2024 (2 Days), 6:00 AM – 6:00 PM
TRAFFIC STUDY VEHICLE COUNT:	938
WEATHER CONDITIONS:	FAIR, NO RAIN
# OF LANES:	ONE LANE IN NORTH DIRECTION
DIRECTION:	NORTHBOUND
VIOLATIONS DETECTED:	270



Venice High School, City Of Venice



	6:00	7:00	8:00	9:00	10:00	11:00	12:00	13:00	14:00	15:00	16:00	Total
26+ MPH	7	0	0	0	0	0	0	0	0	37	3	47
26+ MPH	0	8	26	44	14	37	35	31	23	5	0	223
Total	7	8	26	44	14	37	35	31	23	42	3	270

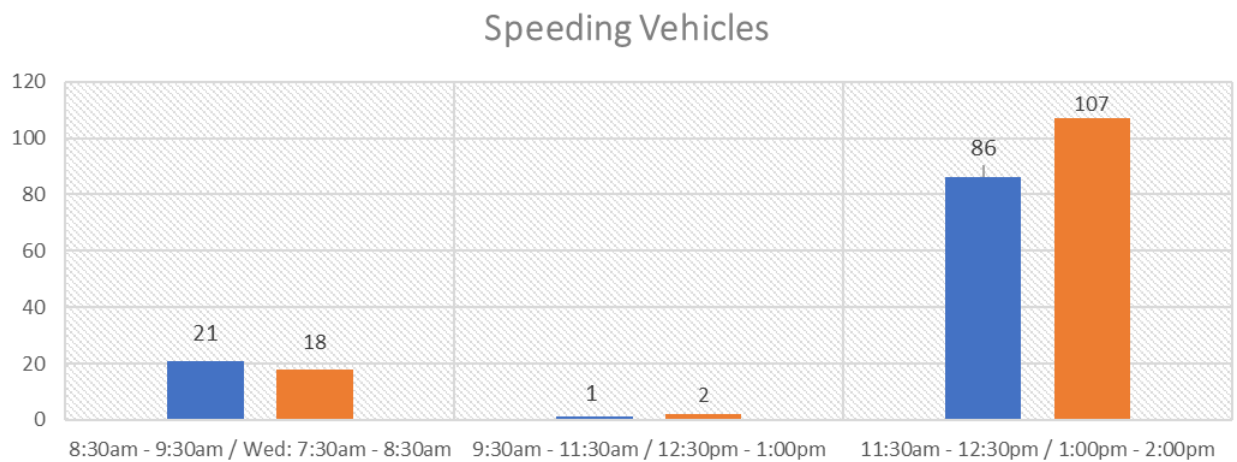
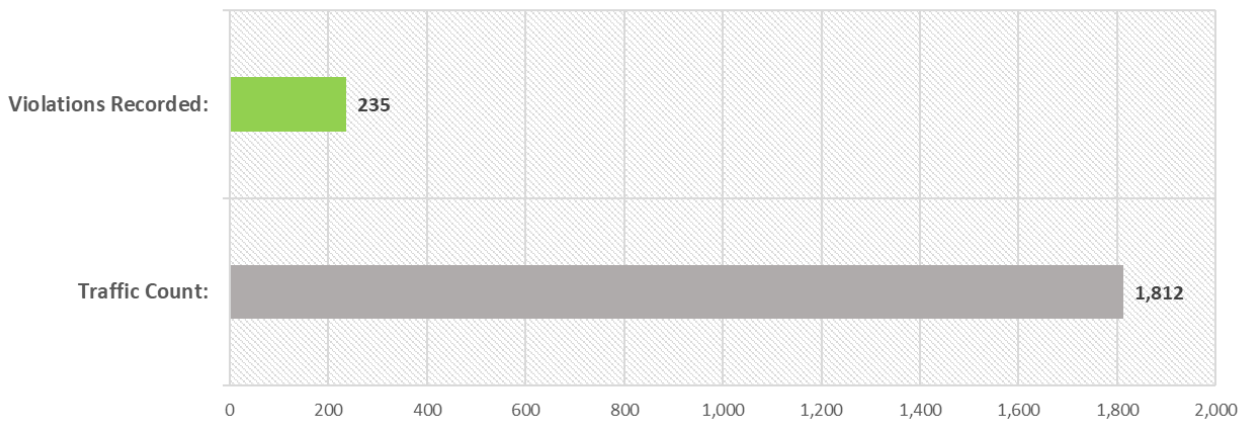
Study Dates	6:15am - 7:15am		7:15am - 3:15pm		3:15pm - 4:15pm		Total Vehicle Count	Total # of Violators	Overall % of Violators
	Vehicle Count	# of Violators	Vehicle Count	# of Violators	Vehicle Count	# of Violators			
11/20/2024	4	3	352	125	89	24	445	152	34.16%
11/21/2024	5	4	400	98	88	16	493	118	23.94%
Totals	9	7	752	223	177	40	938	270	28.78%

Epiphany Cathedral School, City Of Venice

STUDY LOCATION: Harbor Dr	
SCHOOL ZONE SPEED LIMIT (During Enforced Hrs):	15 MPH
SPEED LIMIT (During Normal Hrs):	25 MPH
VIOLATION TRIGGER SPEED:	26 MPH and 36 MPH (Respectively)
SCHOOL ZONE HOURS OF OPERATION:	8:30 AM – 9:30 AM / Wed: 7:30 AM – 8:30 AM 11:30 AM – 12:30 PM / 1:00 PM – 2:00 PM
STUDY DATE & TIME:	11-20/21-2024 (2 Days), 6:00 AM – 6:00 PM
TRAFFIC STUDY VEHICLE COUNT:	1,812
WEATHER CONDITIONS:	FAIR, NO RAIN
# OF LANES:	ONE LANE IN EACH DIRECTION (Both Lanes)
DIRECTION:	NORTHBOUND – SOUTHBOUND
VIOLATIONS DETECTED:	235



Epiphany Cathedral School, City Of Venice

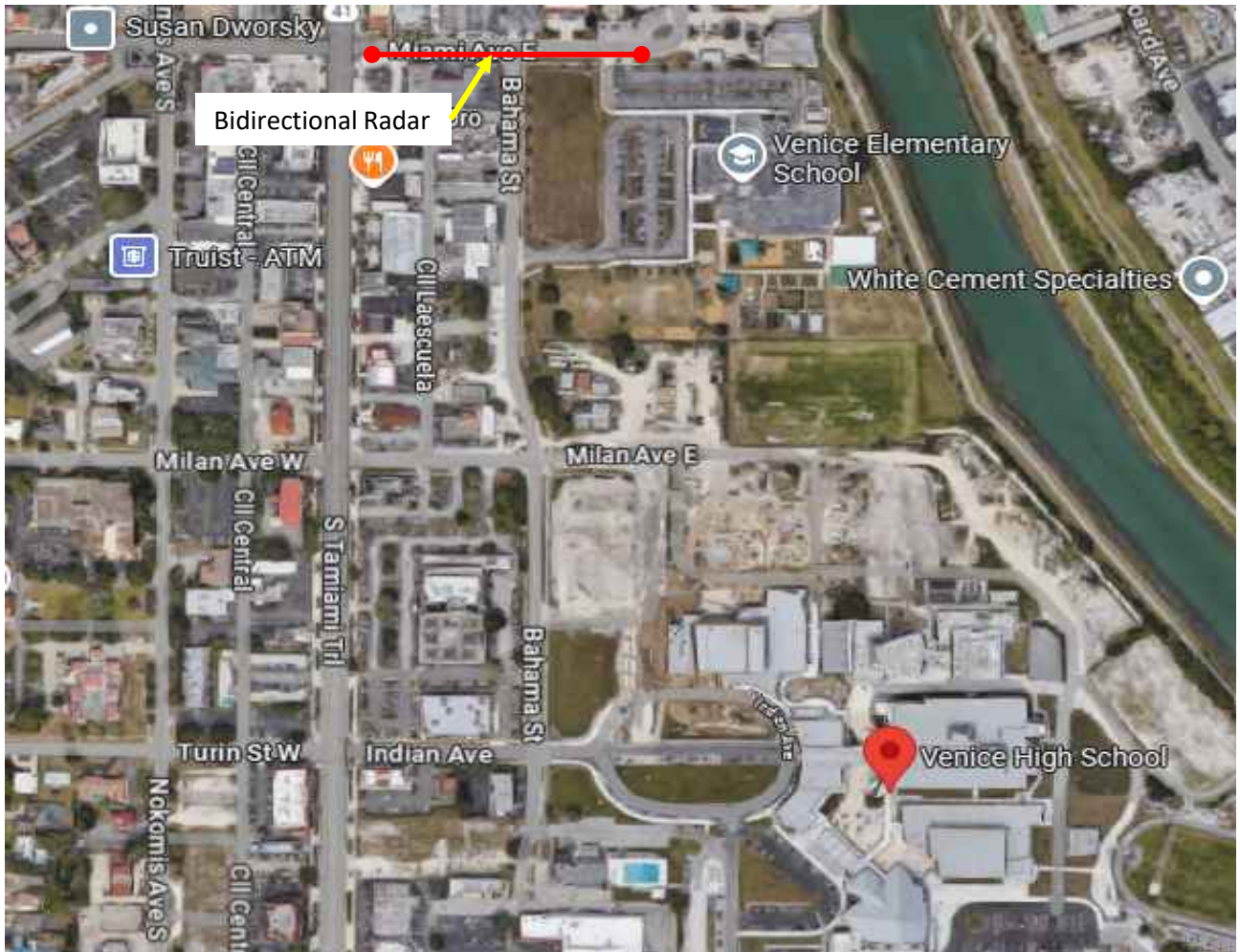


	7:00	8:00	9:00	10:00	11:00	12:00	13:00	Total
26+ MPH	9	17	13	0	34	44	115	232
36+ MPH	0	0	1	1	0	1	0	3
Total	9	17	14	1	34	45	115	235

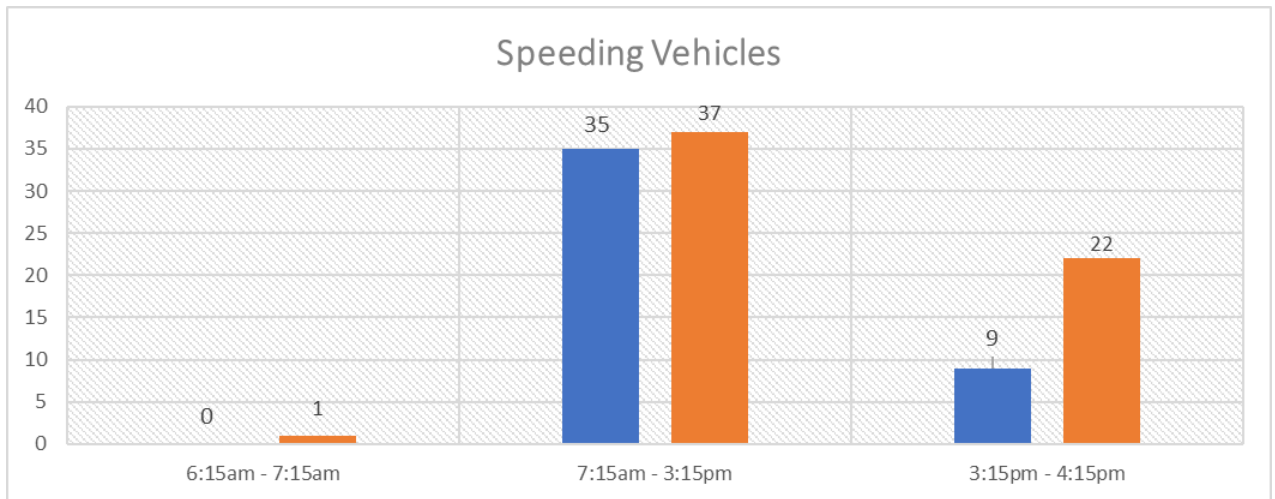
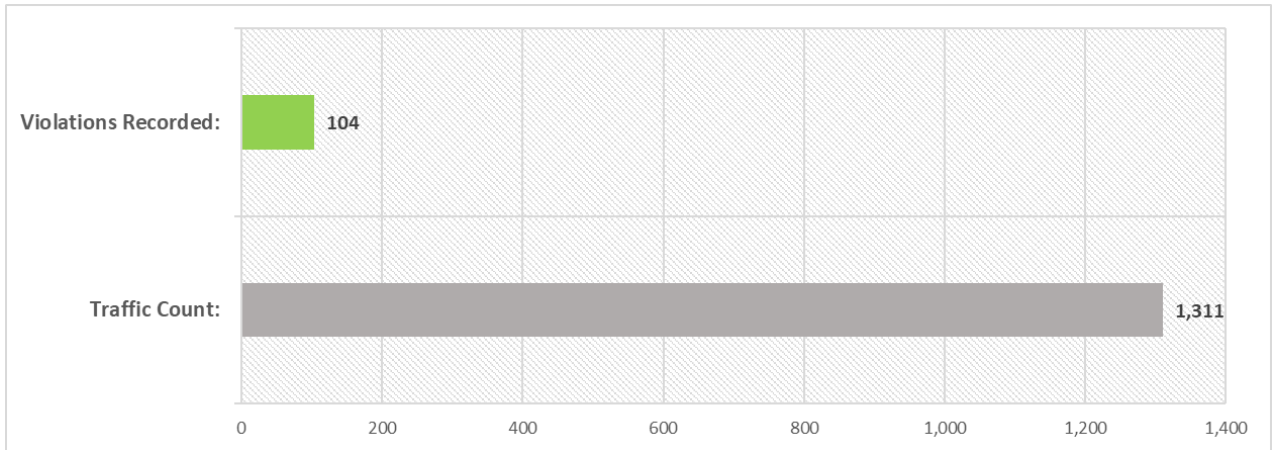
Study Dates	8:30am - 9:30am Wed: 7:30am - 8:30am		9:30am - 11:30am 12:30pm - 1:00pm		11:30am - 12:30pm 1:00pm - 2:00pm		Total Vehicle Count	Total # of Violators	Overall % of Violators
	Vehicle Count	# of Violators	Vehicle Count	# of Violators	Vehicle Count	# of Violators			
11/20/2024	160	21	502	1	285	86	947	108	11.40%
11/21/2024	200	18	360	2	305	107	865	127	14.68%
Totals	360	39	862	3	590	193	1,812	235	12.97%

Venice Elementary School, City Of Venice

STUDY LOCATION: American Legion & Miami Ave	
SCHOOL ZONE SPEED LIMIT (During Enforced Hrs):	15 MPH
SPEED LIMIT (During Normal Hrs):	20 MPH
VIOLATION TRIGGER SPEED:	26 MPH and 31 MPH (Respectively)
SCHOOL ZONE HOURS OF OPERATION:	6:15 AM – 7:15 AM / 3:15 PM – 4:15 PM
STUDY DATE & TIME:	11-20/21-2024 (2 Days), 6:00 AM – 6:00 PM
TRAFFIC STUDY VEHICLE COUNT:	1,311
WEATHER CONDITIONS:	FAIR, NO RAIN
# OF LANES:	ONE LANE IN ONE DIRECTION (Both Lanes)
DIRECTION:	WESTBOUND – EASTBOUND
VIOLATIONS DETECTED:	104



Venice Elementary School, City Of Venice



	6:00	7:00	8:00	9:00	10:00	11:00	12:00	13:00	14:00	15:00	16:00	Total
26+ MPH	1	0	0	0	0	0	0	0	0	30	1	32
31+ MPH	0	1	11	8	4	11	12	15	9	1	0	72
Total	1	1	11	8	4	11	12	15	9	31	1	104

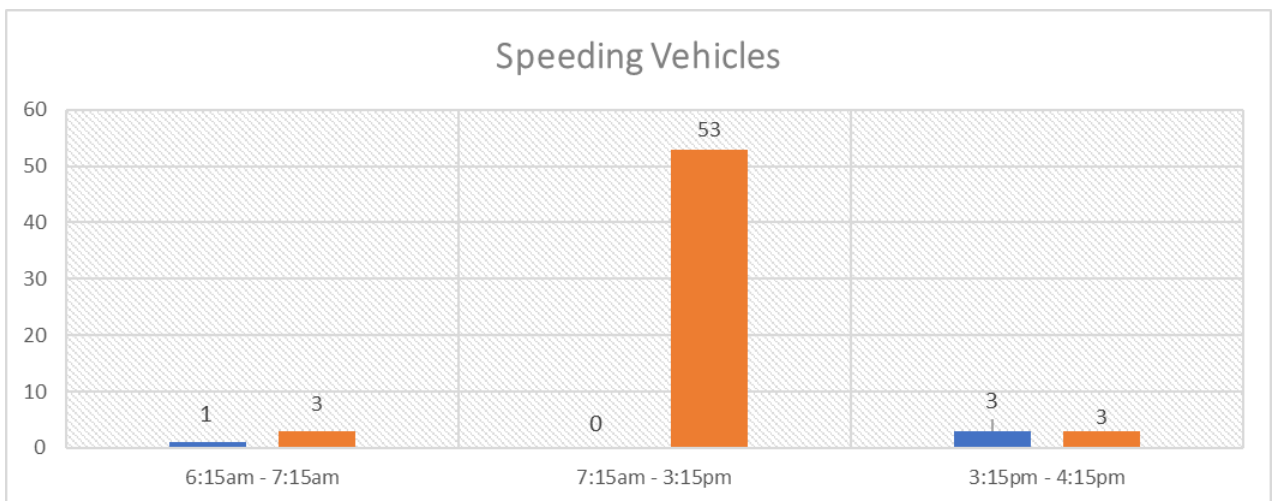
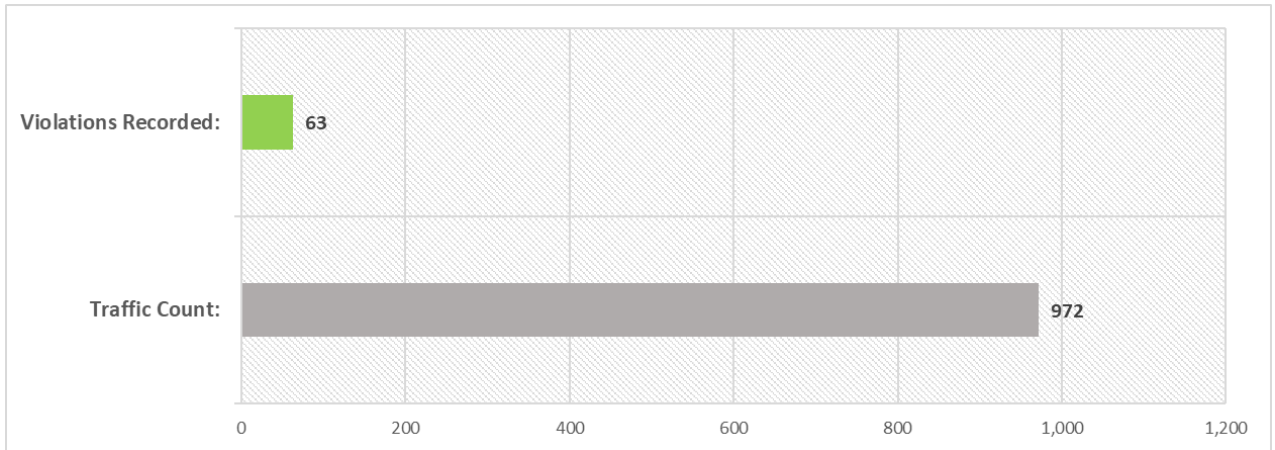
Study Dates	6:15am - 7:15am		7:15am - 3:15pm		3:15pm - 4:15pm		Total Vehicle Count	Total # of Violators	Overall % of Violators
	Vehicle Count	# of Violators	Vehicle Count	# of Violators	Vehicle Count	# of Violators			
11/20/2024	7	0	531	35	81	9	619	44	7.11%
11/21/2024	14	1	571	37	107	22	692	60	8.67%
Totals	21	1	1,102	72	188	31	1,311	104	7.93%

Venice Elementary School, City Of Venice

STUDY LOCATION: Bahamas St	
SCHOOL ZONE SPEED LIMIT (During Enforced Hrs):	15 MPH
SPEED LIMIT (During Normal Hrs):	15 MPH
VIOLATION TRIGGER SPEED:	26 MPH and 26 MPH (Respectively)
SCHOOL ZONE HOURS OF OPERATION:	6:15 AM – 7:15 AM / 3:15 PM – 4:15 PM
STUDY DATE & TIME:	11-20/21-2024 (2 Days), 6:00 AM – 6:00 PM
TRAFFIC STUDY VEHICLE COUNT:	972
WEATHER CONDITIONS:	FAIR, NO RAIN
# OF LANES:	ONE LANE IN SOUTH DIRECTION
DIRECTION:	SOUTHBOUND
VIOLATIONS DETECTED:	270



Venice Elementary School, City Of Venice



	6:00	7:00	8:00	9:00	10:00	11:00	12:00	13:00	14:00	15:00	16:00	Total
26+ MPH	4	0	0	0	0	0	0	0	0	5	1	10
26+ MPH	0	12	11	7	4	4	4	4	5	2	0	53
Total	4	12	11	7	4	4	4	4	5	7	1	63

Study Dates	6:15am - 7:15am		7:15am - 3:15pm		3:15pm - 4:15pm		Total Vehicle Count	Total # of Violators	Overall % of Violators
	Vehicle Count	# of Violators	Vehicle Count	# of Violators	Vehicle Count	# of Violators			
11/20/2024	4	1	419	0	55	3	478	4	0.84%
11/21/2024	4	3	445	53	45	3	494	59	11.94%
Totals	8	4	864	53	100	6	972	63	6.48%