Drawn By: Author
Checked By: Checker
Approved By: Approver

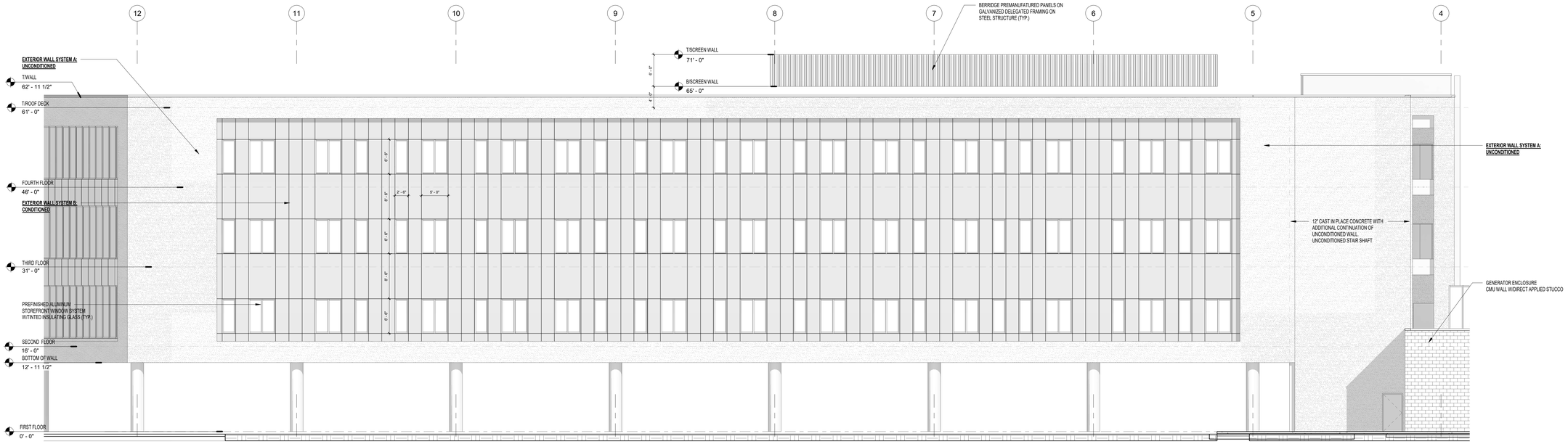


1 NORTH ELEVATION
1/8" = 1'-0"
0' 4' 8' 16' 24'

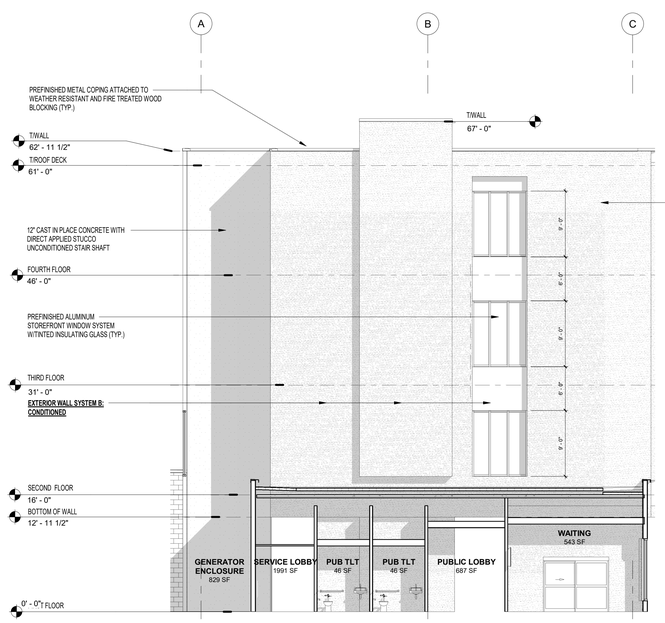


2 PARTIAL WEST ELEVATION .
1/8" = 1'-0"
0' 4' 8' 16' 24'

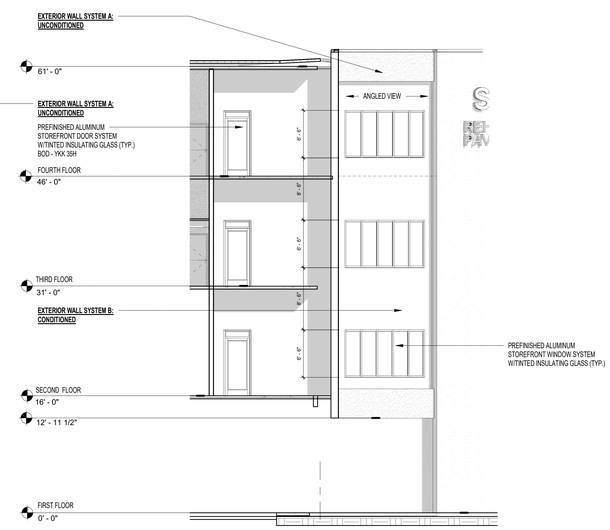


3 PARTIAL ELEVATION AT EXTERIOR BALCONY
1/8" = 1'-0"
0' 4' 8' 16' 24'

KEY PLAN

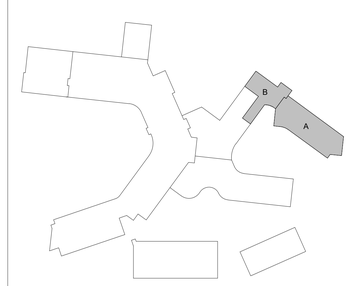


Gresham Smith

GreshamSmith.com

The Loft at Midtown
3615 Bromley Grand Avenue
Suite 320
Tampa, FL 33607
813.251.6838

FL QUALIFIER NO. AR0013420
FL REGISTRY NO. RY3806

Stantec
walter p moore
TLC ENGINEERING SOLUTIONS
SARASOTA MEMORIAL HEALTH CARE SYSTEM

# Venice Hospital In-Patient Rehab Pavilion

2600 Laurel Rd. E.
North Venice, FL 34275

OPC PROJECT No.:23_23960161_20140

Michael Willis

STATE OF FLORIDA
MICHAEL ANDREW WILLIS
AR95758
REGISTERED ARCHITECT

IN ACCORDANCE WITH THE FLORIDA BUILDING CODE SECTION 110.6.4.4. WHEN THESE DRAWINGS ARE SIGNED, SEALED AND DATED BY THE ARCHITECT AND ENGINEER OF RECORD, THEY AGREE TO THE FOLLOWING STATEMENT: "TO THE BEST OF THE ARCHITECT'S OR ENGINEER'S KNOWLEDGE, THE PLANS AND SPECIFICATIONS COMPLY WITH THE APPLICABLE MINIMUM BUILDING CODES, THE FLORIDA ACCESSIBILITY STANDARDS AS DETERMINED BY THE LOCAL AUTHORITY AND IN ACCORDANCE WITH 110.6.4 SECTION AND CHAPTER 633, FLORIDA STATUTES"

Revision

| No. | Date | Description |
|---|---|---|
| | | |

EXTERIOR ELEVATIONS

# A301

49045.00
2/16/26

This Line is 3 Inches When Printed Full Size

Autodesk Docs://SMH Venice R25/49045 ArchintCentralR25.rvt
2/16/2026 3:45:11 PM