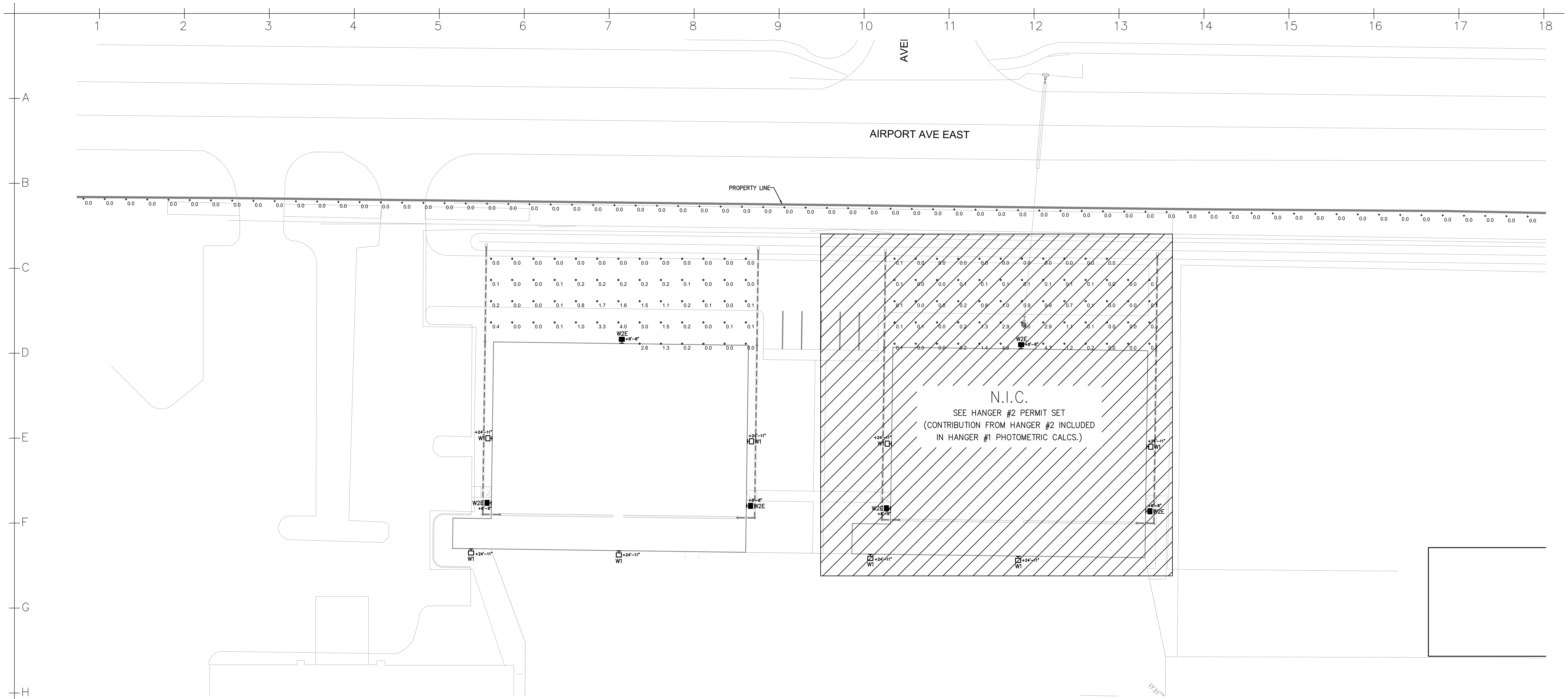

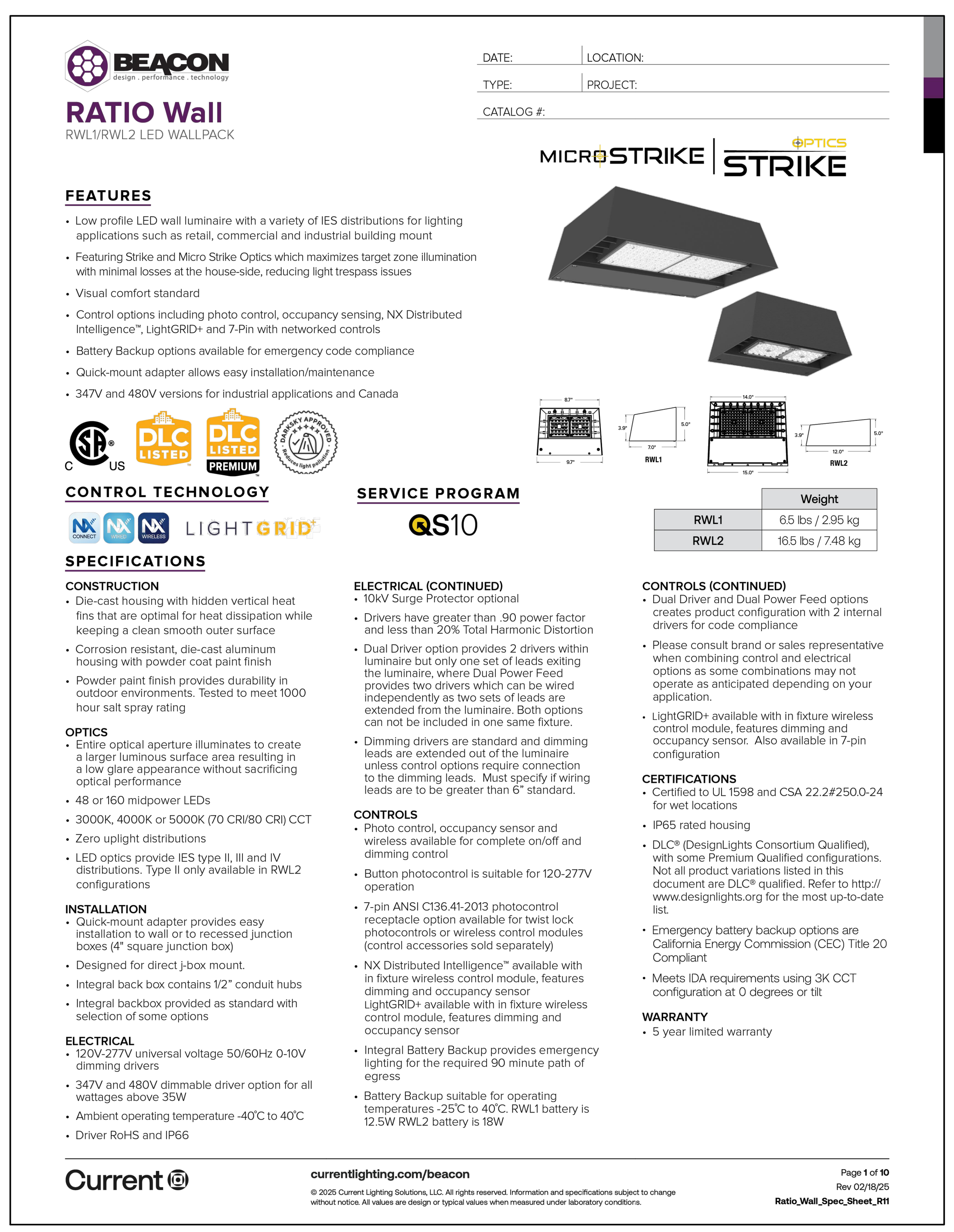

BEACON
design . performance . technology

DATE: | LOCATION:
TYPE: | PROJECT:
CATALOG #:

RATIO Wall
RWL1/RWL2 LED WALLPACK

MICROSTRIKE | OPTICS STRIKE

FEATURES
- Low profile LED wall luminaire with a variety of IES distributions for lighting applications such as retail, commercial and industrial building mount
- Featuring Strike and Micro Strike Optics which maximizes target zone illumination with minimal losses at the house-side, reducing light trespass issues
- Visual comfort standard
- Control options including photo control, occupancy sensing, NX Distributed Intelligence™, LightGRID+ and 7-Pin with networked controls
- Battery Backup options available for emergency code compliance
- Quick-mount adapter allows easy installation/maintenance
- 347V and 480V versions for industrial applications and Canada

CONTROL TECHNOLOGY
NX LIGHTGRID+

SERVICE PROGRAM
QS10

	Weight
RWL1	6.5 lbs / 2.95 kg
RWL2	16.5 lbs / 7.48 kg

SPECIFICATIONS

CONSTRUCTION
- Die-cast housing with hidden vertical heat fins that are optimal for heat dissipation while keeping a clean smooth outer surface
- Corrosion resistant, die-cast aluminum housing with powder coat paint finish
- Powder paint finish provides durability in outdoor environments. Tested to meet 1000 hour salt spray rating

OPTICS
- Entire optical aperture illuminates to create a larger luminous surface area resulting in a low glare appearance without sacrificing optical performance
- 48 or 160 midpower LEDs
- 3000K, 4000K or 5000K (70 CRI/80 CRI) CCT
- Zero uplight distributions
- LED optics provide IES type II, III and IV distributions. Type II only available in RWL2 configurations

INSTALLATION
- Quick-mount adapter provides easy installation to wall or to recessed junction boxes (4" square junction box)
- Designed for direct j-box mount.
- Integral back box contains 1/2" conduit hubs
- Integral backbox provided as standard with selection of some options

ELECTRICAL
- 120V-277V universal voltage 50/60Hz 0-10V dimming drivers
- 347V and 480V dimmable driver option for all wattages above 35W
- Ambient operating temperature -40°C to 40°C
- Driver RoHS and IP66

ELECTRICAL (CONTINUED)
- 10kV Surge Protector optional
- Drivers have greater than .90 power factor and less than 20% Total Harmonic Distortion
- Dual Driver option provides 2 drivers within luminaire but only one set of leads exiting the luminaire, where Dual Power Feed provides two drivers which can be wired independently as two sets of leads are extended from the luminaire. Both options can not be included in one same fixture.
- Dimming drivers are standard and dimming leads are extended out of the luminaire unless control options require connection to the dimming leads. Must specify if wiring leads are to be greater than 6" standard.

CONTROLS
- Photo control, occupancy sensor and wireless available for complete on/off and dimming control
- Button photocontrol is suitable for 120-277V operation
- 7-pin ANSI C136.41-2013 photocontrol receptacle option available for twist lock photocontrols or wireless control modules (control accessories sold separately)
- NX Distributed Intelligence™ available with in fixture wireless control module, features dimming and occupancy sensor LightGRID+ available with in fixture wireless control module, features dimming and occupancy sensor
- Integral Battery Backup provides emergency lighting for the required 90 minute path of egress
- Battery Backup suitable for operating temperatures -25°C to 40°C. RWL1 battery is 12.5W RWL2 battery is 18W

CONTROLS (CONTINUED)
- Dual Driver and Dual Power Feed options creates product configuration with 2 internal drivers for code compliance
- Please consult brand or sales representative when combining control and electrical options as some combinations may not operate as anticipated depending on your application.
- LightGRID+ available with in fixture wireless control module, features dimming and occupancy sensor. Also available in 7-pin configuration

CERTIFICATIONS
- Certified to UL 1598 and CSA 22.2#250.0-24 for wet locations
- IP65 rated housing
- DLC® (DesignLights Consortium Qualified), with some Premium Qualified configurations. Not all product variations listed in this document are DLC® qualified. Refer to http://www.designlights.org for the most up-to-date list.
- Emergency battery backup options are California Energy Commission (CEC) Title 20 Compliant
- Meets IDA requirements using 3K CCT configuration at 0 degrees or tilt

WARRANTY
- 5 year limited warranty

Current | currentlighting.com/beacon | Page 1 of 10 Rev 02/18/25 Ratio_Wall_Spec_Sheet_R11

© 2025 Current Lighting Solutions, LLC. All rights reserved. Information and specifications subject to change without notice. All values are design or typical values when measured under laboratory conditions.

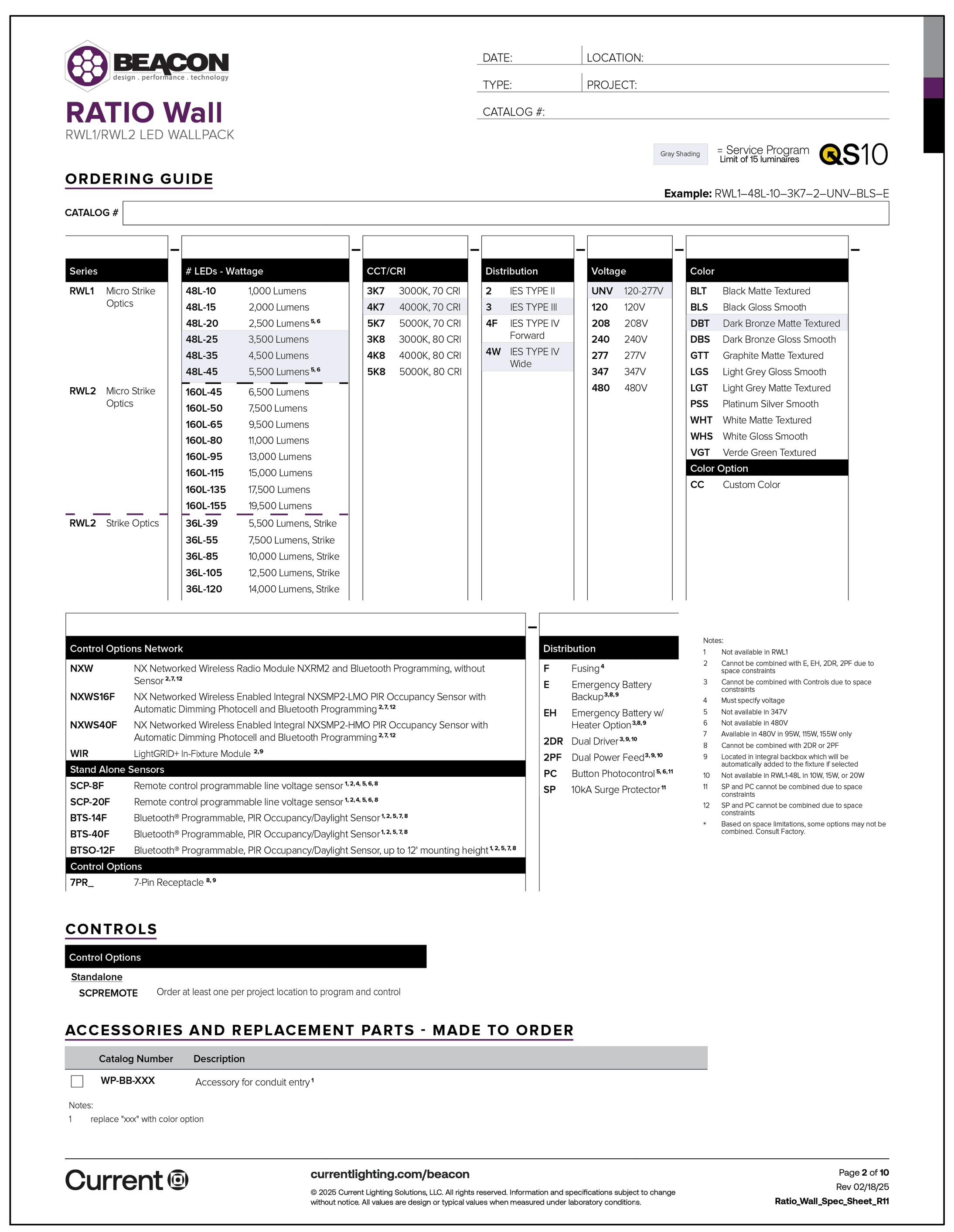

BEACON
design . performance . technology

DATE: | LOCATION:
TYPE: | PROJECT:
CATALOG #:

RATIO Wall
RWL1/RWL2 LED WALLPACK

Gray Shading = Service Program Limit of 15 luminaires QS10

ORDERING GUIDE
Example: RWL1–48L-10–3K7–2–UNV–BLS–E

CATALOG #

Series		# LEDs - Wattage		CCT/CRI		Distribution		Voltage		Color	
RWL1	Micro Strike Optics	48L-10	1,000 Lumens	3K7	3000K, 70 CRI	2	IES TYPE II	UNV	120-277V	BLT	Black Matte Textured
		48L-15	2,000 Lumens	4K7	4000K, 70 CRI	3	IES TYPE III	120	120V	BLS	Black Gloss Smooth
		48L-20	2,500 Lumens [5,6]	5K7	5000K, 70 CRI	4F	IES TYPE IV Forward	208	208V	DBT	Dark Bronze Matte Textured
		48L-25	3,500 Lumens	3K8	3000K, 80 CRI	4W	IES TYPE IV Wide	240	240V	DBS	Dark Bronze Gloss Smooth
		48L-35	4,500 Lumens	4K8	4000K, 80 CRI			277	277V	GTT	Graphite Matte Textured
		48L-45	5,500 Lumens [5,6]	5K8	5000K, 80 CRI			347	347V	LGS	Light Grey Gloss Smooth
RWL2	Micro Strike Optics	160L-45	6,500 Lumens					480	480V	LGT	Light Grey Matte Textured
		160L-50	7,500 Lumens							PSS	Platinum Silver Smooth
		160L-65	9,500 Lumens							WHT	White Matte Textured
		160L-80	11,000 Lumens							WHS	White Gloss Smooth
		160L-95	13,000 Lumens							VGT	Verde Green Textured
		160L-115	15,000 Lumens							Color Option	
		160L-135	17,500 Lumens							CC	Custom Color
		160L-155	19,500 Lumens								
RWL2	Strike Optics	36L-39	5,500 Lumens, Strike								
		36L-55	7,500 Lumens, Strike								
		36L-85	10,000 Lumens, Strike								
		36L-105	12,500 Lumens, Strike								
		36L-120	14,000 Lumens, Strike								

Control Options Network	
NXW	NX Networked Wireless Radio Module NXRM2 and Bluetooth Programming, without Sensor [2,7,12]
NXWS16F	NX Networked Wireless Enabled Integral NXSMP2-LMO PIR Occupancy Sensor with Automatic Dimming Photocell and Bluetooth Programming [2,7,12]
NXWS40F	NX Networked Wireless Enabled Integral NXSMP2-HMO PIR Occupancy Sensor with Automatic Dimming Photocell and Bluetooth Programming [2,7,12]
WIR	LightGRID+ In-Fixture Module [2,9]
Stand Alone Sensors	
SCP-8F	Remote control programmable line voltage sensor [1,2,4,5,6,8]
SCP-20F	Remote control programmable line voltage sensor [1,2,4,5,6,8]
BTS-14F	Bluetooth® Programmable, PIR Occupancy/Daylight Sensor [1,2,5,7,8]
BTS-40F	Bluetooth® Programmable, PIR Occupancy/Daylight Sensor [1,2,5,7,8]
BTSO-12F	Bluetooth® Programmable, PIR Occupancy/Daylight Sensor, up to 12' mounting height [1,2,5,7,8]
Control Options	
7PR_	7-Pin Receptacle [8,9]

Distribution	
F	Fusing [4]
E	Emergency Battery Backup [3,8,9]
EH	Emergency Battery w/ Heater Option [3,8,9]
2DR	Dual Driver [3,9,10]
2PF	Dual Power Feed [3,9,10]
PC	Button Photocontrol [5,6,11]
SP	10kA Surge Protector [11]

Notes:
1. Not available in RWL1
2. Cannot be combined with E, EH, 2DR, 2PF due to space constraints
3. Cannot be combined with Controls due to space constraints
4. Must specify voltage
5. Not available in 347V
6. Not available in 480V
7. Available in 480V in 95W, 115W, 155W only
8. Cannot be combined with 2DR or 2PF
9. Located in integral backbox which will be automatically added to the fixture if selected
10. Not available in RWL1-48L in 10W, 15W, or 20W
11. SP and PC cannot be combined due to space constraints
12. SP and PC cannot be combined due to space constraints
- Based on space limitations, some options may not be combined. Consult Factory.

CONTROLS

Control Options	
Standalone	
SCPREMOTE	Order at least one per project location to program and control

ACCESSORIES AND REPLACEMENT PARTS - MADE TO ORDER

Catalog Number	Description
WP-BB-XXX	Accessory for conduit entry [1]

Notes:
1 replace "xxx" with color option

Current | currentlighting.com/beacon | Page 2 of 10 Rev 02/18/25 Ratio_Wall_Spec_Sheet_R11

© 2025 Current Lighting Solutions, LLC. All rights reserved. Information and specifications subject to change without notice. All values are design or typical values when measured under laboratory conditions.

1 PHOTOMETRIC SITE PLAN
0 10 20 30 40 FEET
SCALE: 1" = 20'-0"

Schedule

Symbol	Type	QTY	Manufacturer	Catalog	Description	Number Lamps	Lamp Output	LLF	Input Power
	W1	8	EXO	RWL2-160L-80-4K7-4-U	SEE FIXTURE CUT SHEET ON THIS SHEET.	1	11125	0.95	80.8
	W2E	6	EXO	RWL1-48L-25-4K7-4W-U	SEE FIXTURE CUT SHEET ON THIS SHEET.	1	3680	0.95	28

Statistics

Description	Symbol	Avg	Max	Min	Max/Min	Avg/Min
Property Line	+	0.0 fc	0.0 fc	0.0 fc	N/A	N/A
General Lighting	◇	0.5 fc	4.8 fc	0.0 fc	N/A	N/A

GENERAL NOTES
1. AIRPORT HANGER HAS 24/7 ACCESS.

24055

Harold Hart & Associates, Inc.
CONSULTING ENGINEERS
6928 W. LINEBAUGH AVE. • STE. 101 • TAMPA, FL 33625
Telephone: (813) 287-2719 • Fax: (813) 961-1585
COA #4221 PE #70812
© 2015 - All Rights Reserved

PROJECT TITLE
VENICE AIRCRAFT HANGAR 1
VENICE MUNICIPAL AIRPORT
150 AIRPORT AVE E
VENICE, FLORIDA 34285

DRAWING ISSUE LOG

PERMIT SET	12/13/24
REVISION 1	02/24/25

HARLEY Commercial Architecture
411 APOLLO BEACH BLVD, SUITE 200
APOLLO BEACH, FLORIDA 33572
813-760-1957
JRH@HARLEYCOMM.COM

PROJECT NUMBER: 24055
DRAWN BY: JCK
CHECKED BY: CK

COPYRIGHT: HARLEY COMMERCIAL ARCHITECTURE

1

PS100